



US00D515842S

(12) **United States Design Patent** (10) **Patent No.:** **US D515,842 S**  
**Peterson et al.** (45) **Date of Patent:** **\*\* \*Feb. 28, 2006**

(54) **DRESSER**

(75) Inventors: **Dale Peterson**, New York, NY (US);  
**Jonsara Ruth**, Brooklyn, NY (US);  
**Stacy Mar**, New York, NY (US)

(73) Assignee: **Martha Stewart Living Omnimedia, Inc.**, New York, NY (US)

(\*) Notice: This patent is subject to a terminal disclaimer.

(\*\*) Term: **14 Years**

(21) Appl. No.: **29/188,561**

(22) Filed: **Aug. 19, 2003**

(51) **LOC (8) Cl.** ..... **06-04**

(52) **U.S. Cl.** ..... **D6/446**

(58) **Field of Classification Search** ..... D6/432-448;  
312/204, 224, 278, 279

See application file for complete search history.

(56) **References Cited**

**U.S. PATENT DOCUMENTS**

D158,431 S	*	5/1950	Bevelacqua	.....	D6/446
D337,006 S	*	7/1993	Black	.....	D6/446
D374,572 S	*	10/1996	Paus	.....	D6/445
D374,784 S	*	10/1996	Brunner et al.	.....	D6/445
D383,331 S	*	9/1997	Bergelin	.....	D6/445
D415,629 S	*	10/1999	Woudstra	.....	D6/445
D430,427 S	*	9/2000	Cain	.....	D6/446
D433,845 S	*	11/2000	Wilson et al.	.....	D6/446
D469,982 S	*	2/2003	Warren et al.	.....	D6/432
D480,897 S	*	10/2003	Wanek et al.	.....	D6/446

**OTHER PUBLICATIONS**

Furniture Today, Henredon Dresser, p. 71 Apr. 16, 2001.\*  
Furniture Today, Sumter Cabinet Dresser, p. 154, Oct. 14, 2002.\*

Antiques & Art Weekly, Apr. 20, 2001—page No. unknown—Photo (1) of dresser.

Photo (1) of dresser—origin and date unknown.

Photo (1) of dresser taken on May of 2002 at the Bernhardt showroom, IHFC Building, 210 E Commerce Ave, High Point, NC 27260—one sheet.

\* cited by examiner

*Primary Examiner*—Cathron Brooks

(74) *Attorney, Agent, or Firm*—Kenyon & Kenyon

(57) **CLAIM**

The ornamental design for a dresser, as shown and described.

**DESCRIPTION**

FIG. 1 is a front perspective view of an embodiment of a dresser showing my new design;

FIG. 2 is a front view thereof;

FIG. 3 is a right side view thereof, the left side view being a mirror image thereof;


FIG. 4 is a top view thereof;

FIG. 5 is a front view of an additional embodiment of a dresser showing my new design; and,

FIG. 6 is a right side view of the design of FIG. 5.

The broken line portions are for illustrative purposes only and form no part of the claimed design.

**1 Claim, 6 Drawing Sheets**



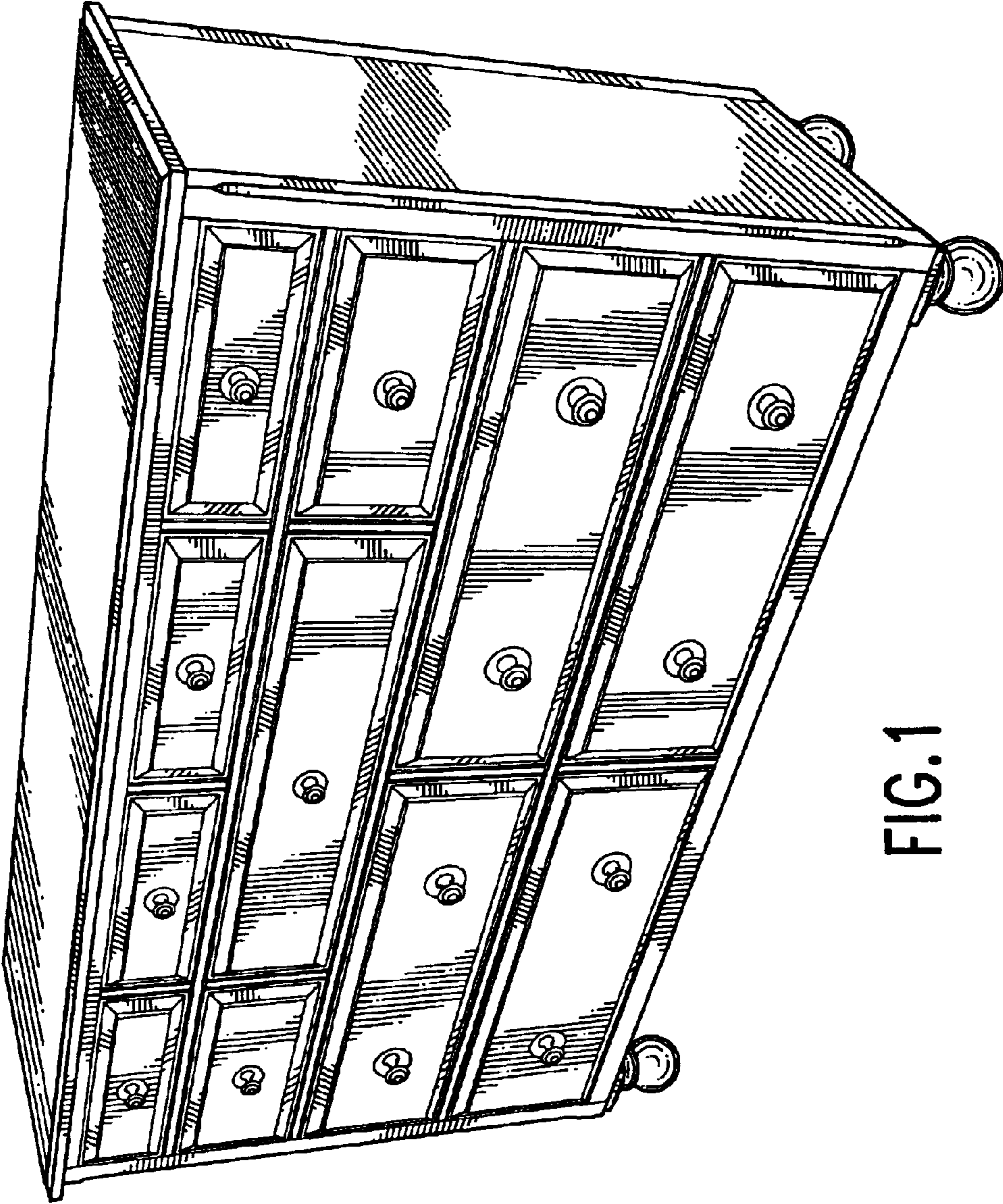


FIG. 1

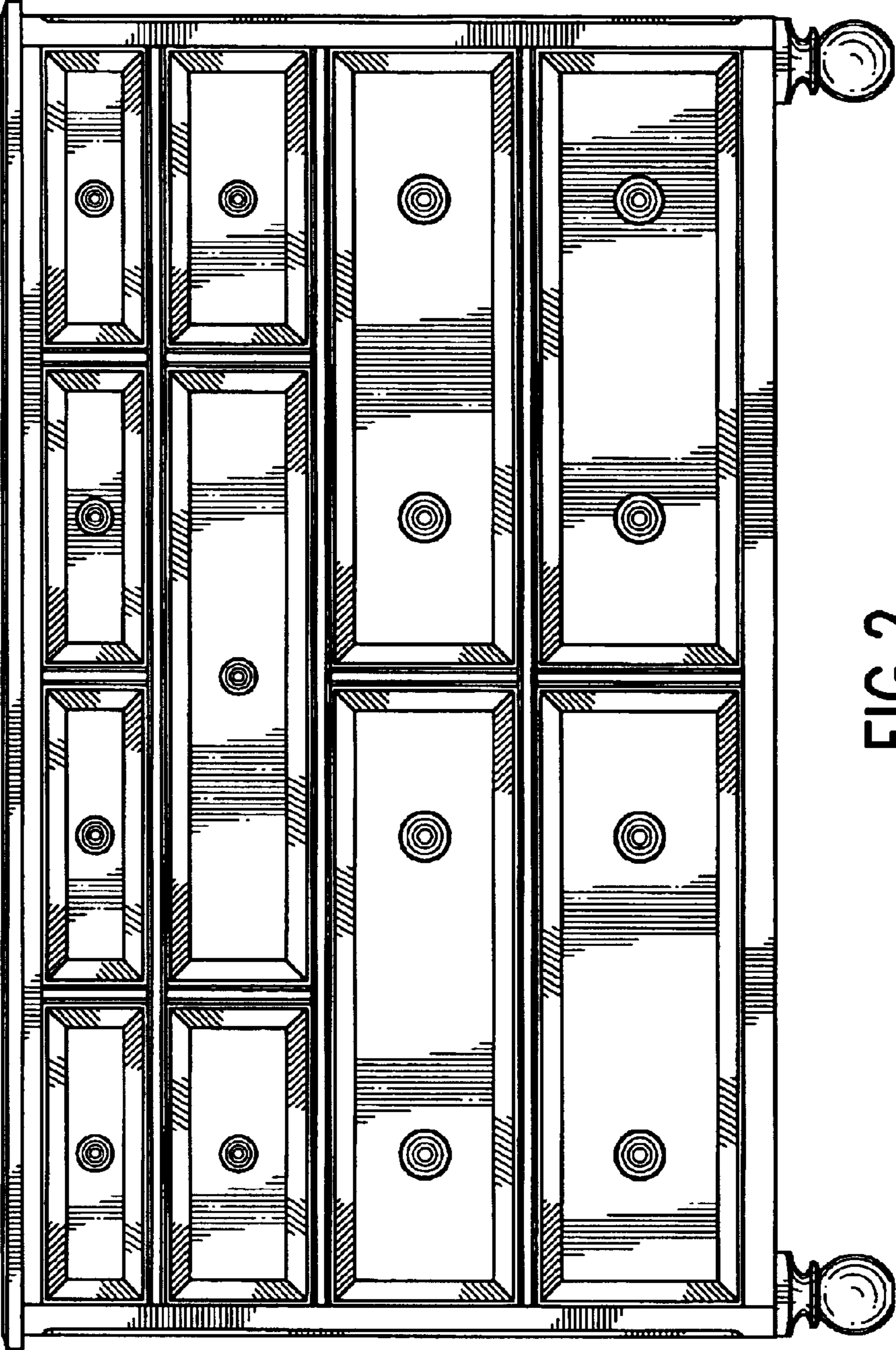


FIG.2

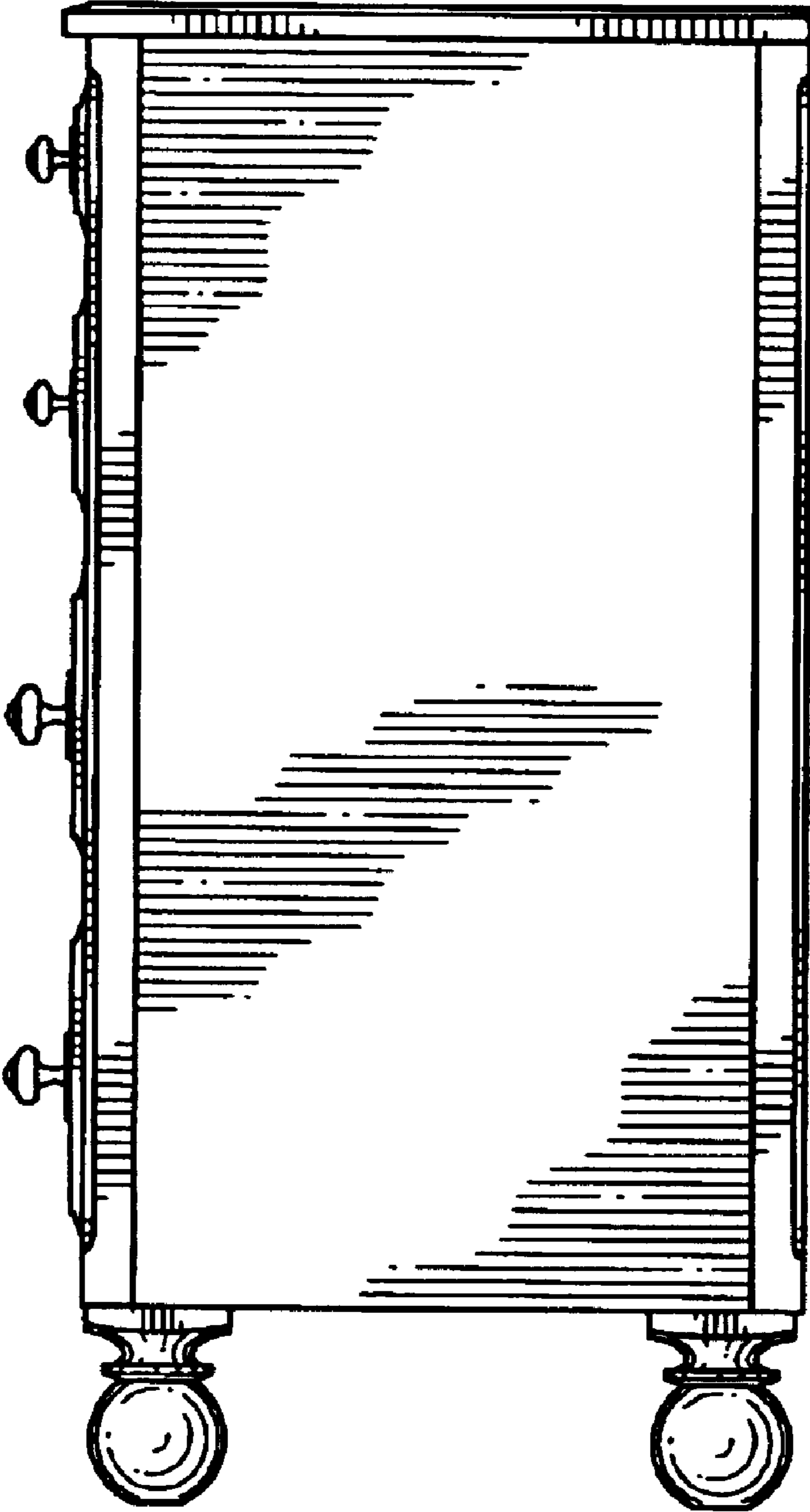


FIG.3

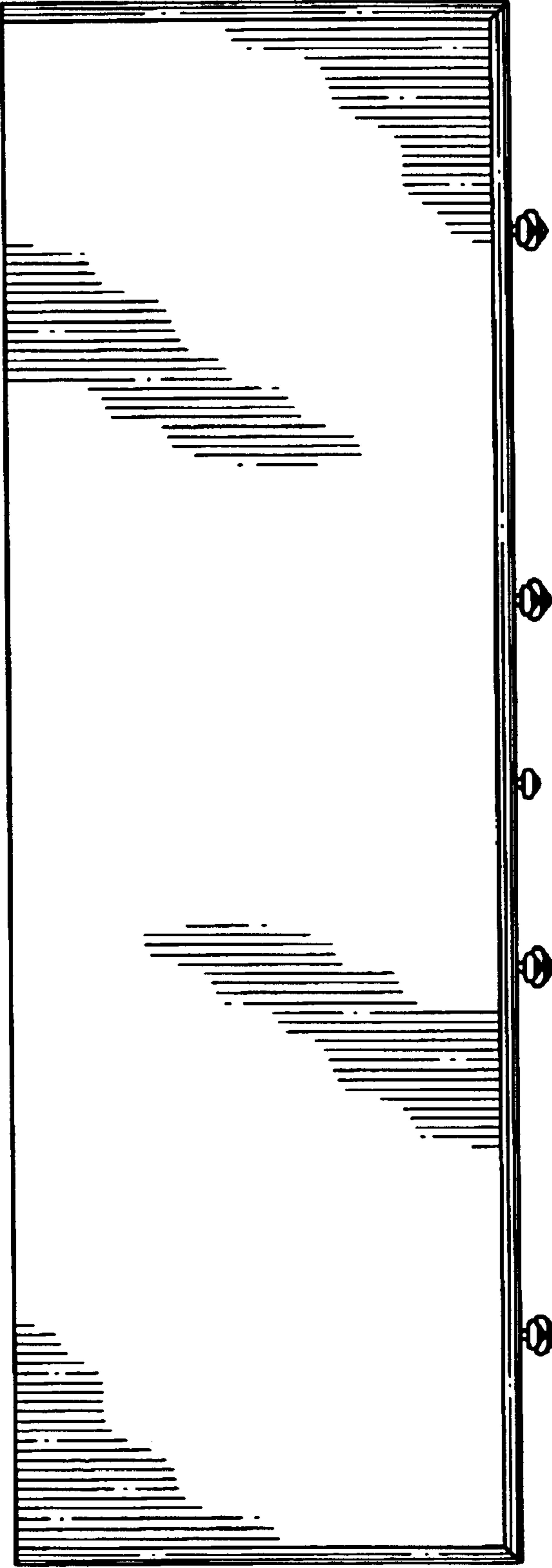


FIG. 4

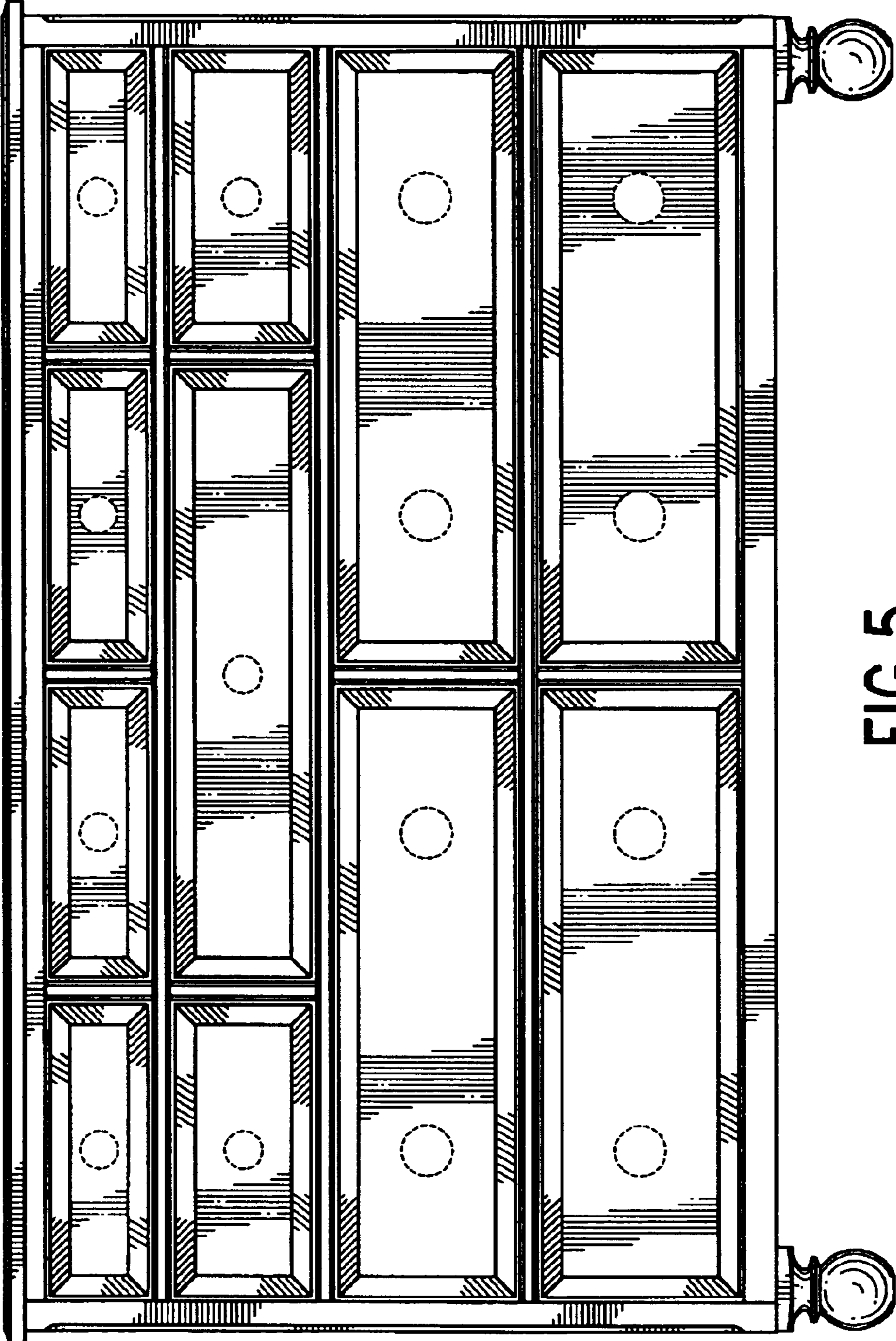


FIG. 5

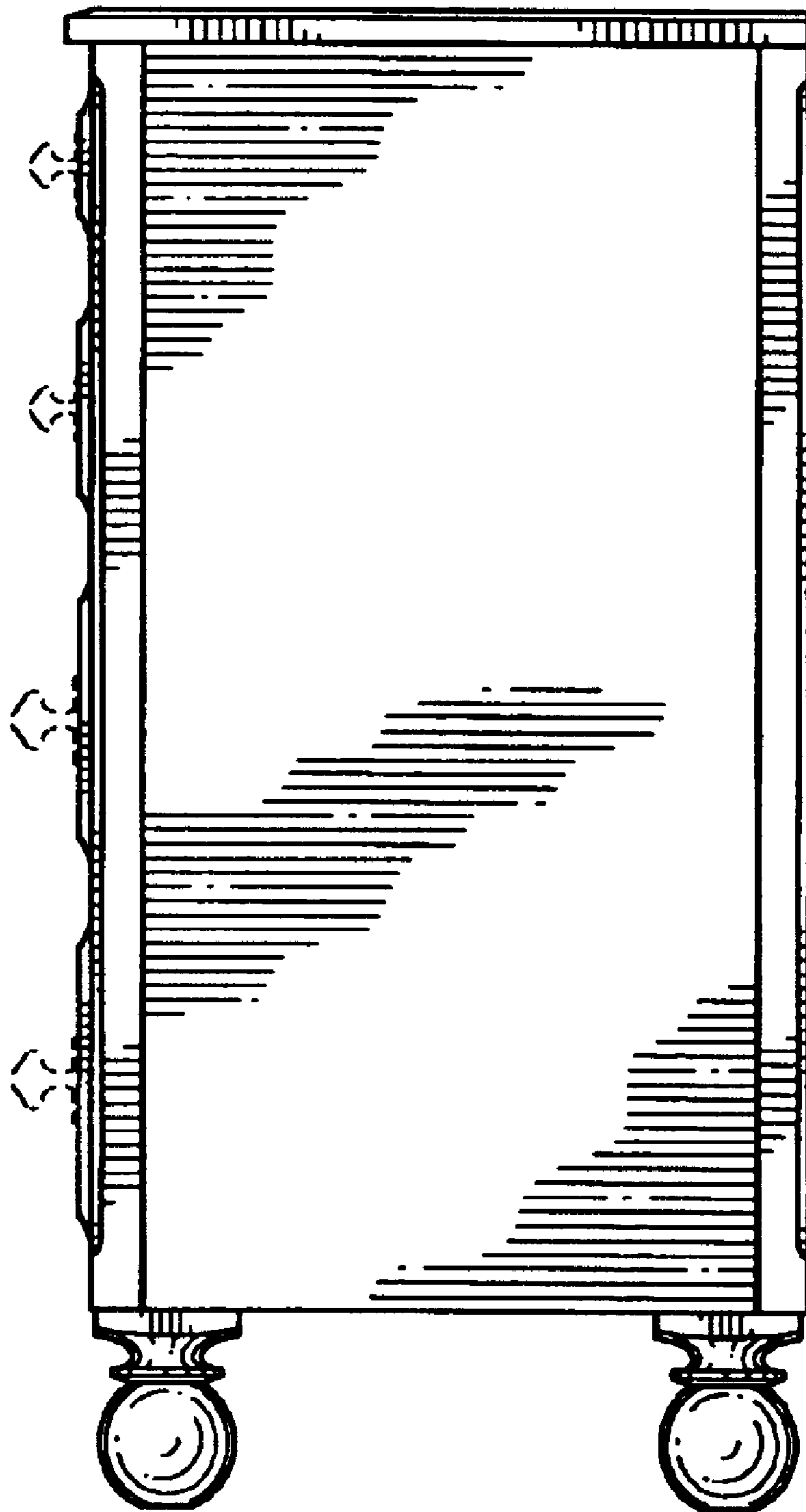


FIG. 6