



US00D515838S

(12) **United States Design Patent** (10) **Patent No.:** **US D515,838 S**
Cravens et al. (45) **Date of Patent:** **** Feb. 28, 2006**

(54) **SELF-SERVICE KIOSK**

(75) Inventors: **Dee Cravens**, Los Gatos, CA (US);
Peter H. Muller, Woodside, CA (US)

(73) Assignee: **DVDPlay, Inc.**, Los Gatos, CA (US)

(**) Term: **14 Years**

(21) Appl. No.: **29/206,787**

(22) Filed: **Jun. 3, 2004**

(51) **LOC (8) Cl.** **06-04**

(52) **U.S. Cl.** **D6/397**; D14/129; D25/16

(58) **Field of Classification Search** D6/396,
D6/397, 436, 470–472; D14/126, 129, 302,
D14/307, 133; 312/7.2, 102, 114, 118, 119,
312/140.1; D25/16

See application file for complete search history.

(56) **References Cited**

U.S. PATENT DOCUMENTS

D230,511 S * 2/1974 Stieber D25/16
D307,081 S * 4/1990 Allen D6/421
D328,742 S * 8/1992 Kennedy D14/133
D345,217 S * 3/1994 Pearlson D25/16
D373,266 S * 9/1996 Pellenberg et al. D6/470
D384,832 S * 10/1997 Senturia et al. D6/397
D399,505 S * 10/1998 Kranz D14/146

D402,820 S * 12/1998 Morison et al. D6/397
D404,025 S * 1/1999 Van Horne et al. D14/331
D415,736 S * 10/1999 Witte D14/307
D421,348 S * 3/2000 Pierson D6/436
D440,544 S * 4/2001 Fischer D14/129
D467,561 S * 12/2002 Kosciolk D14/451

* cited by examiner

Primary Examiner—Cathron C. Brooks
(74) *Attorney, Agent, or Firm*—Lathrop & Gage LC

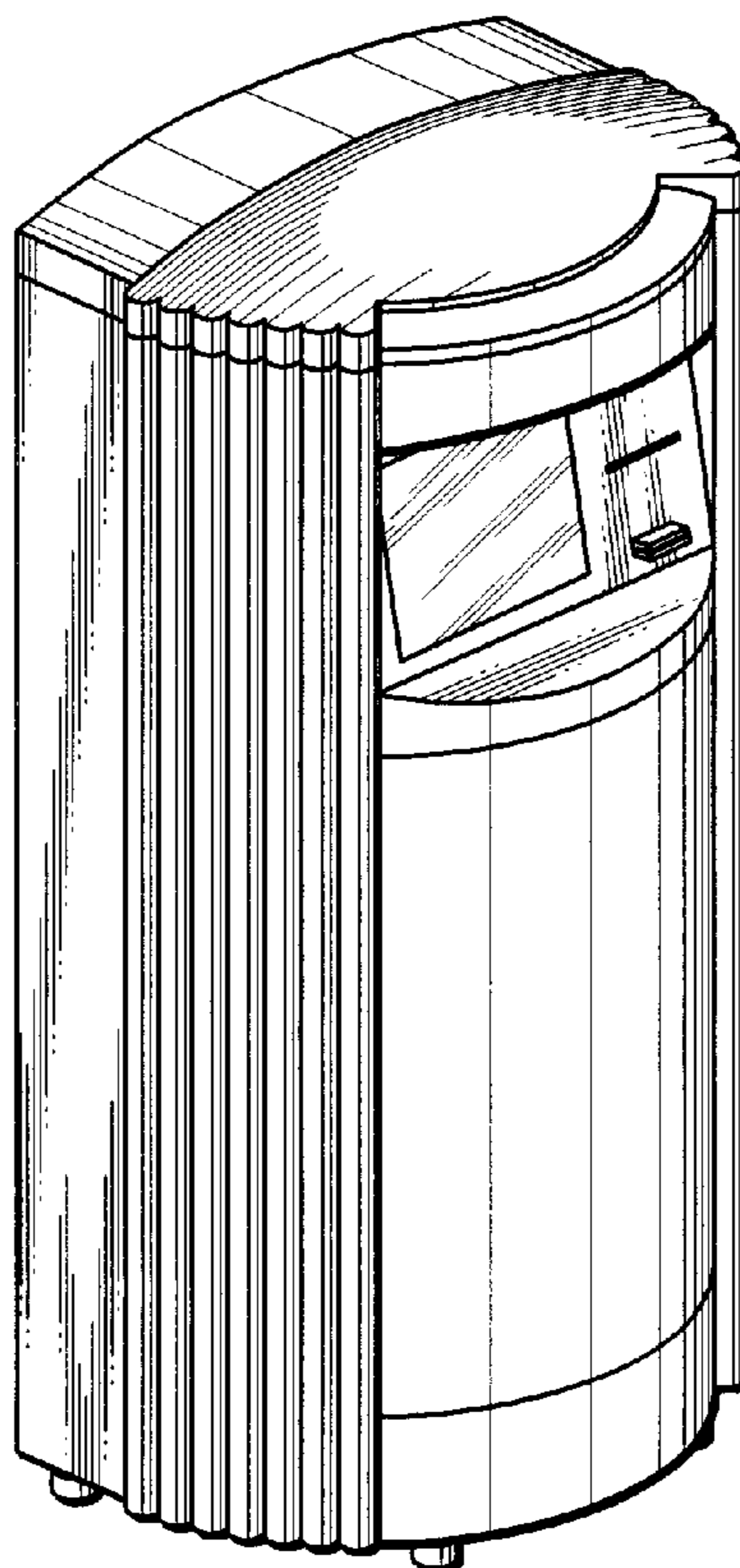
(57) **CLAIM**

The ornamental design for a self-service kiosk, as shown and described.

DESCRIPTION

FIG. 1 is a perspective view of a self-service kiosk, showing the new design;
FIG. 2 is a front elevational view of the self-service kiosk of FIG. 1;
FIG. 3 is a right side elevational view of the self-service kiosk of FIG. 1, the left side elevational view being a mirror image thereof;
FIG. 4 is a top plan view of the self-service kiosk of FIG. 1; and,
FIG. 5 is a bottom plan view of the self-service kiosk of FIG. 1.

1 Claim, 2 Drawing Sheets



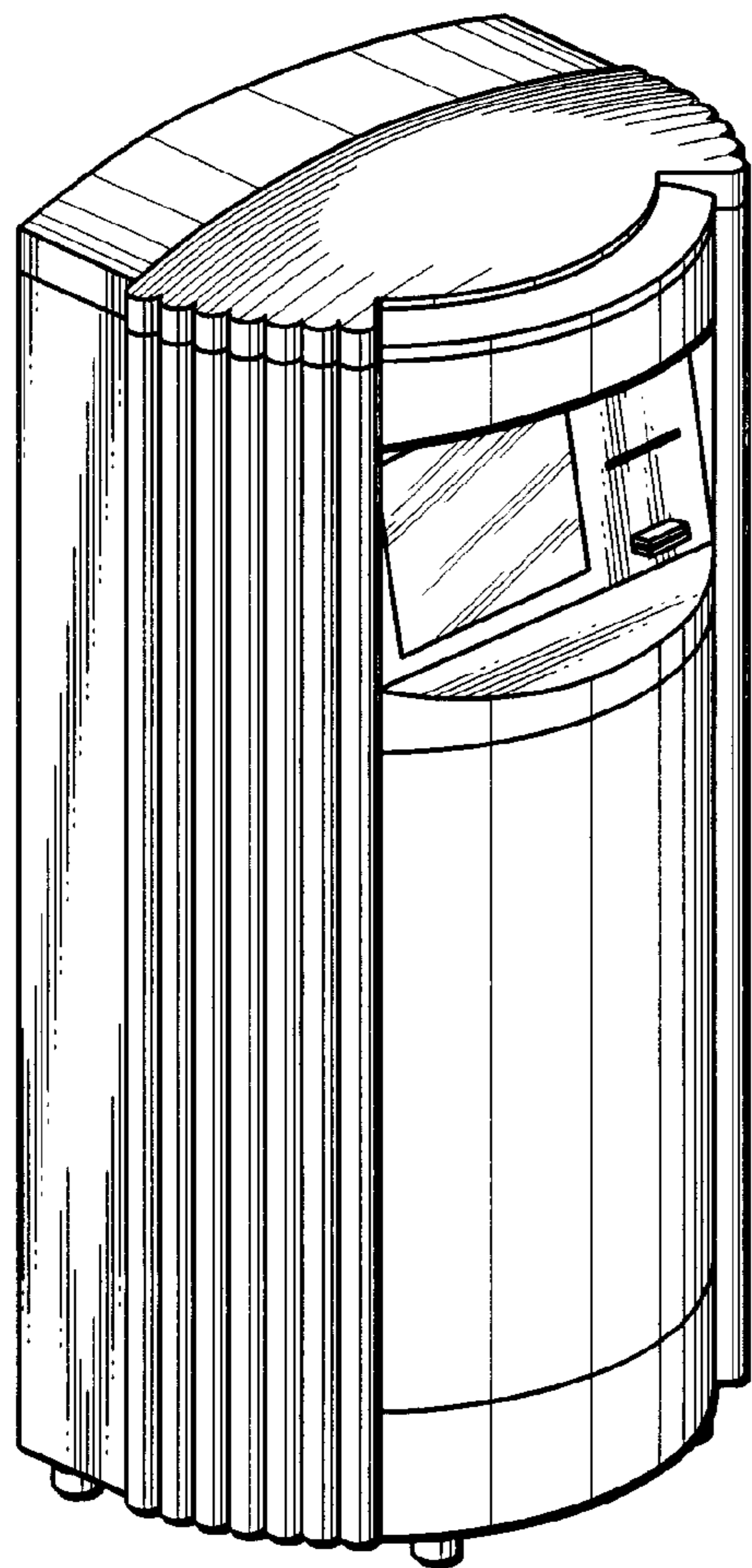


FIG. 1

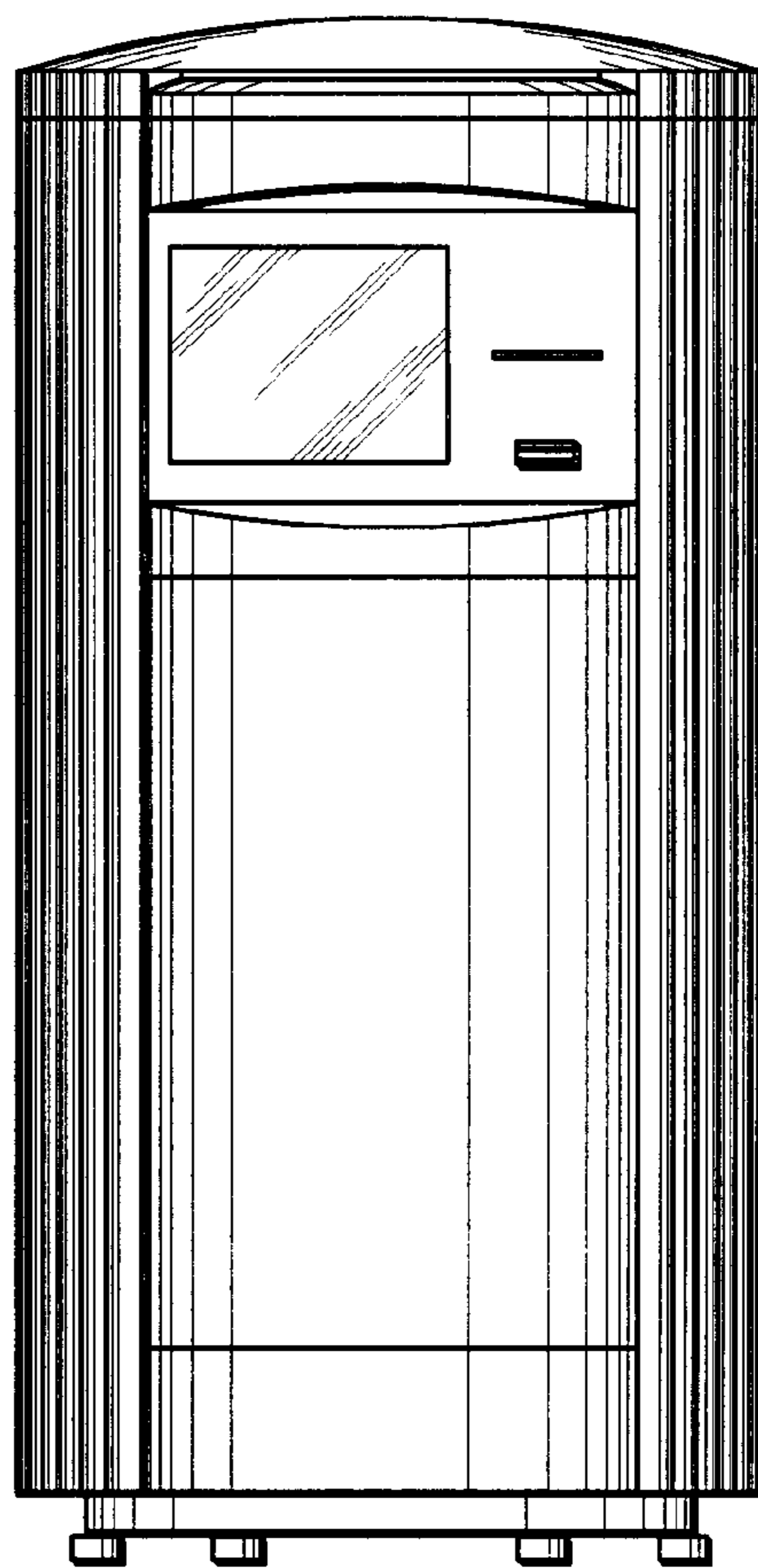


FIG. 2

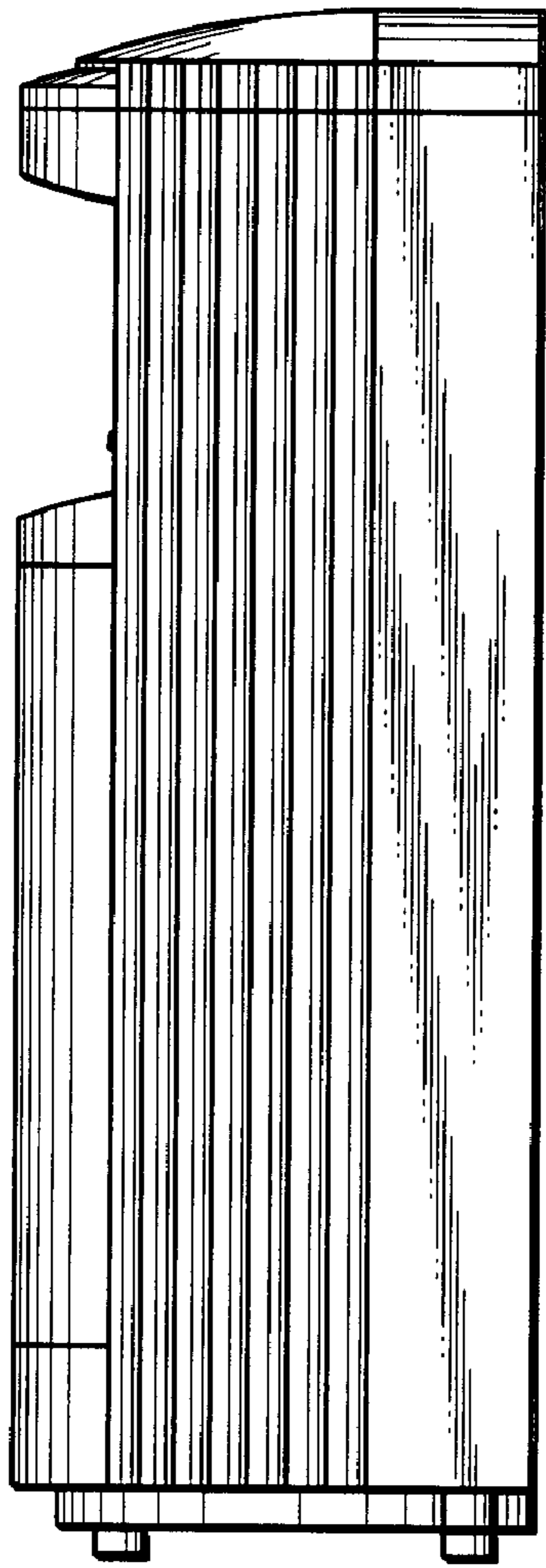


FIG. 3

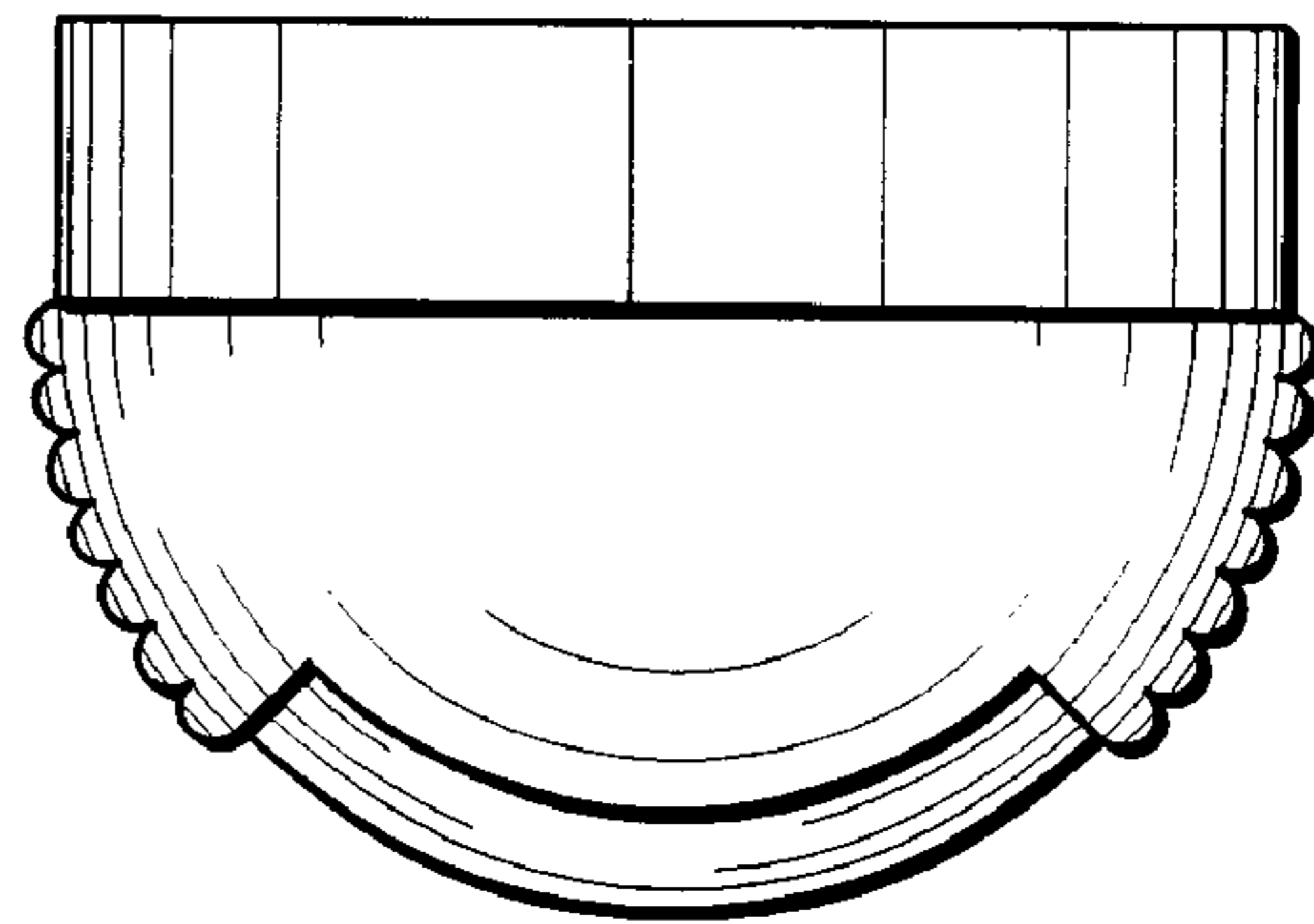


FIG. 4

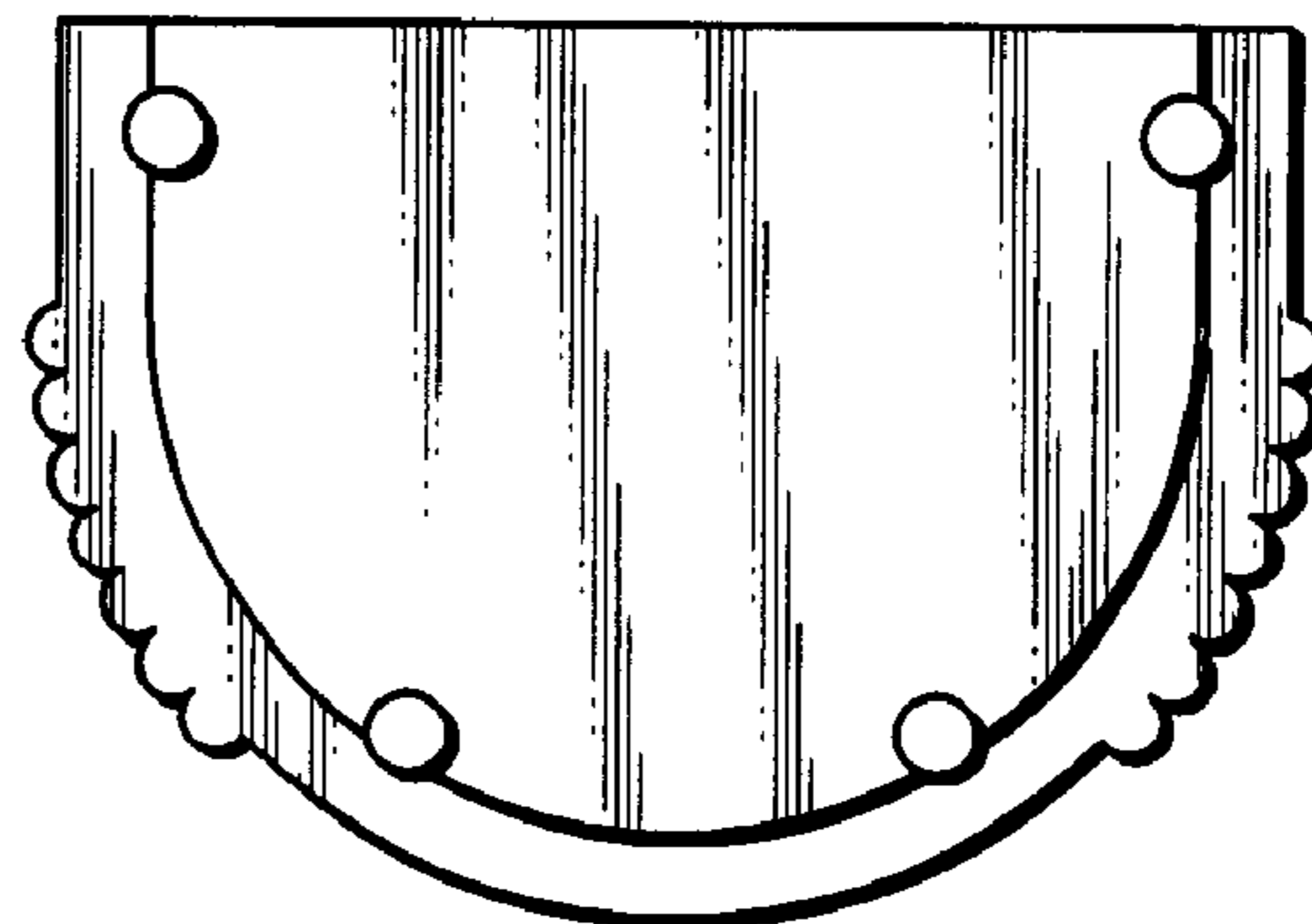


FIG. 5