



US00D515809S

(12) **United States Design Patent**  
**Perella et al.**

(10) **Patent No.:** **US D515,809 S**  
(45) **Date of Patent:** **\*\* Feb. 28, 2006**

(54) **PURSE**

(75) Inventors: **Daniel Perella**, Hudson, OH (US);  
**Anthony DeCarlo**, Bay Village, OH  
(US); **Vincent Thomson**, Avon Lake,  
OH (US)

(73) Assignee: **IdeaStream Consumer Products LLC**,  
Parma, OH (US)

(\*\*) Term: **14 Years**

(21) Appl. No.: **29/223,889**

(22) Filed: **Feb. 22, 2005**

**Related U.S. Application Data**

(62) Division of application No. 29/181,741, filed on May 16,  
2003, now Pat. No. Des. 501,995.

(51) **LOC (8) Cl.** ..... **03-01**

(52) **U.S. Cl.** ..... **D3/273; D3/277; D3/232;**  
D3/294

(58) **Field of Classification Search** ..... D3/272,  
D3/273, 276, 281, 282, 291, 294, 900, 321,  
D3/232, 242, 226; 190/900, 100, 124, 127  
See application file for complete search history.

(56) **References Cited**

**U.S. PATENT DOCUMENTS**

D129,108 S \* 8/1941 Sprague ..... D3/268  
D247,993 S \* 5/1978 Calzone, III ..... D3/204  
4,509,622 A \* 4/1985 Morszeck ..... 190/119  
D285,626 S \* 9/1986 Yen ..... D3/292  
D288,863 S \* 3/1987 Vuitton ..... D3/289

4,669,587 A \* 6/1987 Zitt ..... 190/109  
D378,164 S \* 2/1997 Lee ..... D3/276  
D414,037 S \* 9/1999 Akaike et al. .... D3/276  
D415,614 S \* 10/1999 Akaike et al. .... D3/276  
D439,044 S \* 3/2001 Cheng ..... D3/276  
D467,423 S \* 12/2002 Wolf ..... D3/276

\* cited by examiner

*Primary Examiner*—Philip S. Hyder

(74) *Attorney, Agent, or Firm*—Pillsbury Winthrop Shaw  
Pittman LLP

(57) **CLAIM**

The ornamental design for a purse, as shown and described.

**DESCRIPTION**

A portion of the disclosure of this patent document contains material to which a claim for copyright is made. The copyright owner has no objection to the facsimile reproduction of the patent document or the patent disclosure, as it appears in the Patent and Trademark Office patent file or records, but reserves all other copyrights whatsoever.

FIG. 1 is a perspective view of a purse embodying our new design;

FIG. 2 is a left side profile view of the purse of FIG. 1;

FIG. 3 is a right side profile view of the purse of FIG. 1;

FIG. 4 is a front elevational view of the purse of FIG. 1;

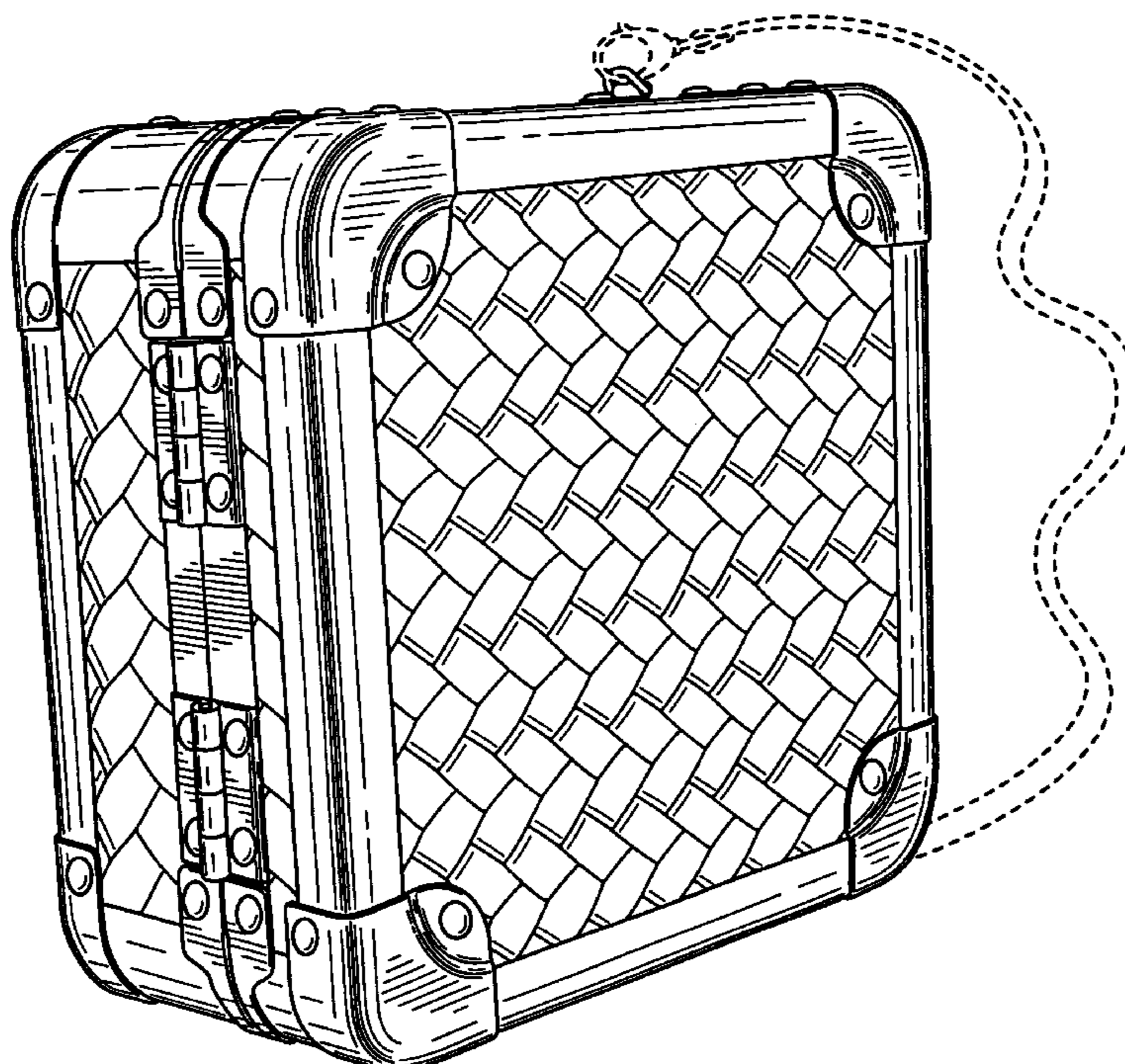
FIG. 5 is a rear elevational view of the purse of FIG. 1;

FIG. 6 is a top plan view of the purse of FIG. 1; and,

FIG. 7 is a bottom plan view of the purse of FIG. 1.

The broken line portions of the disclosure are for illustrative purposes only and form no part of the claimed design.

**1 Claim, 6 Drawing Sheets**



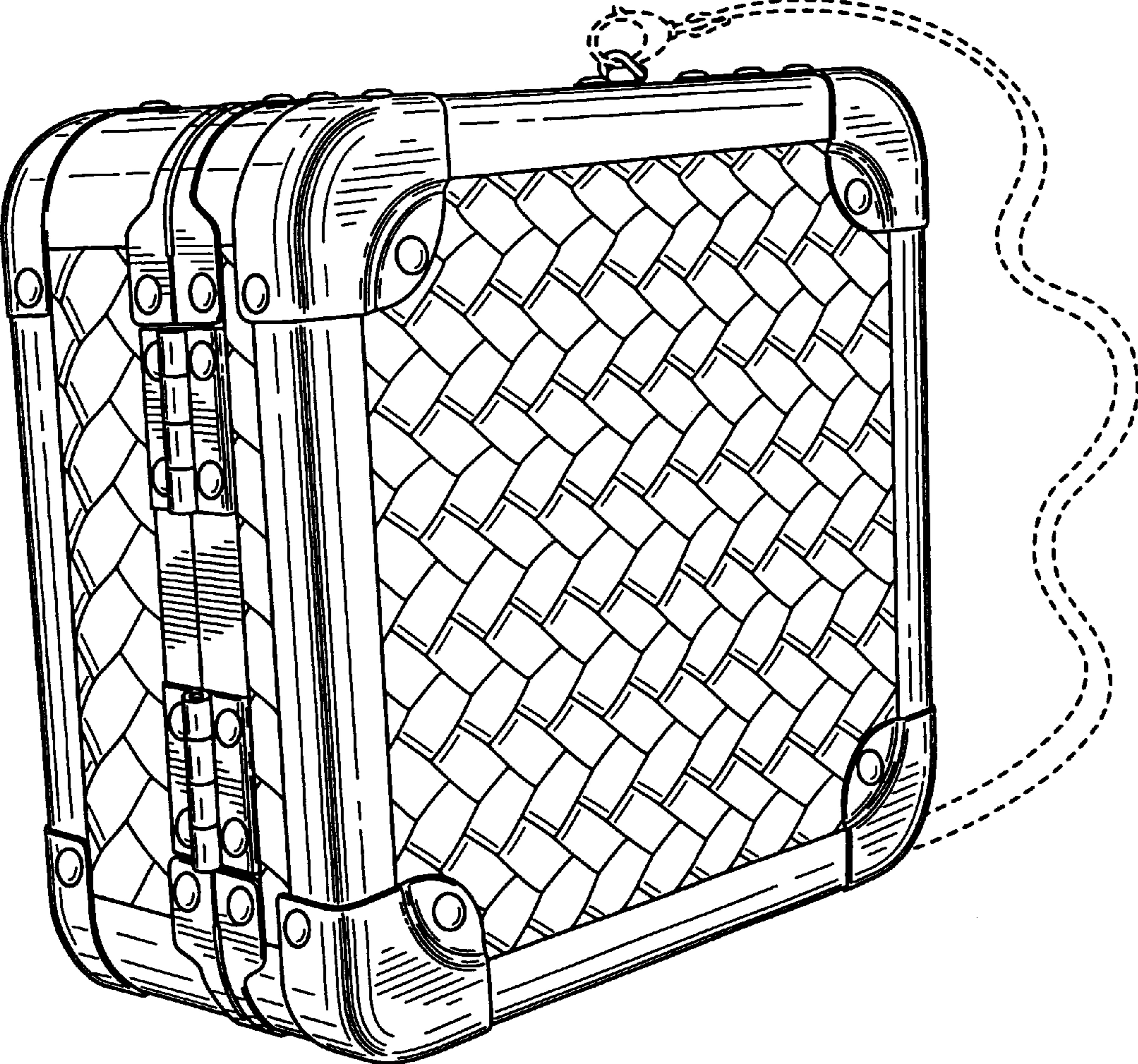


FIG. 1




FIG. 2

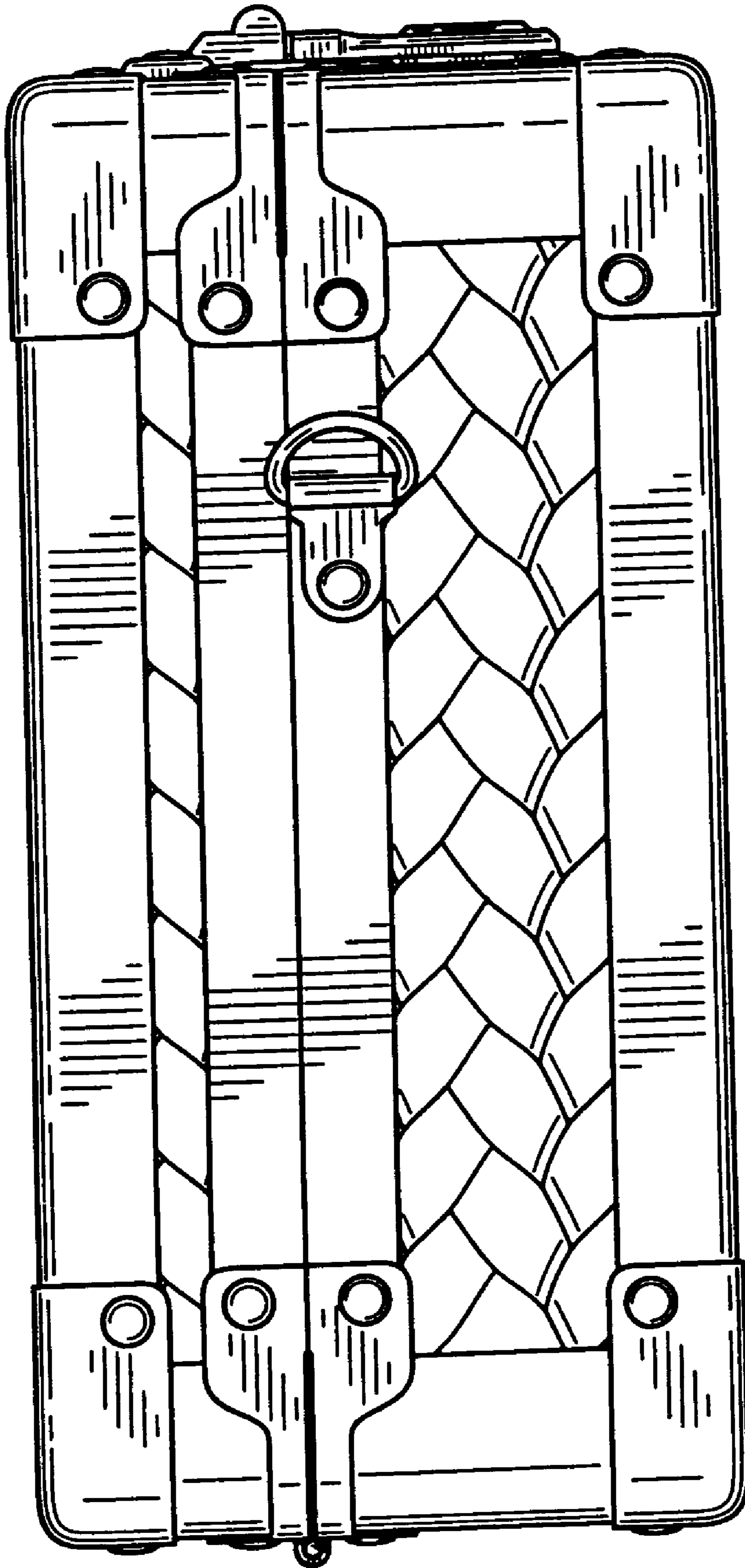


FIG. 3

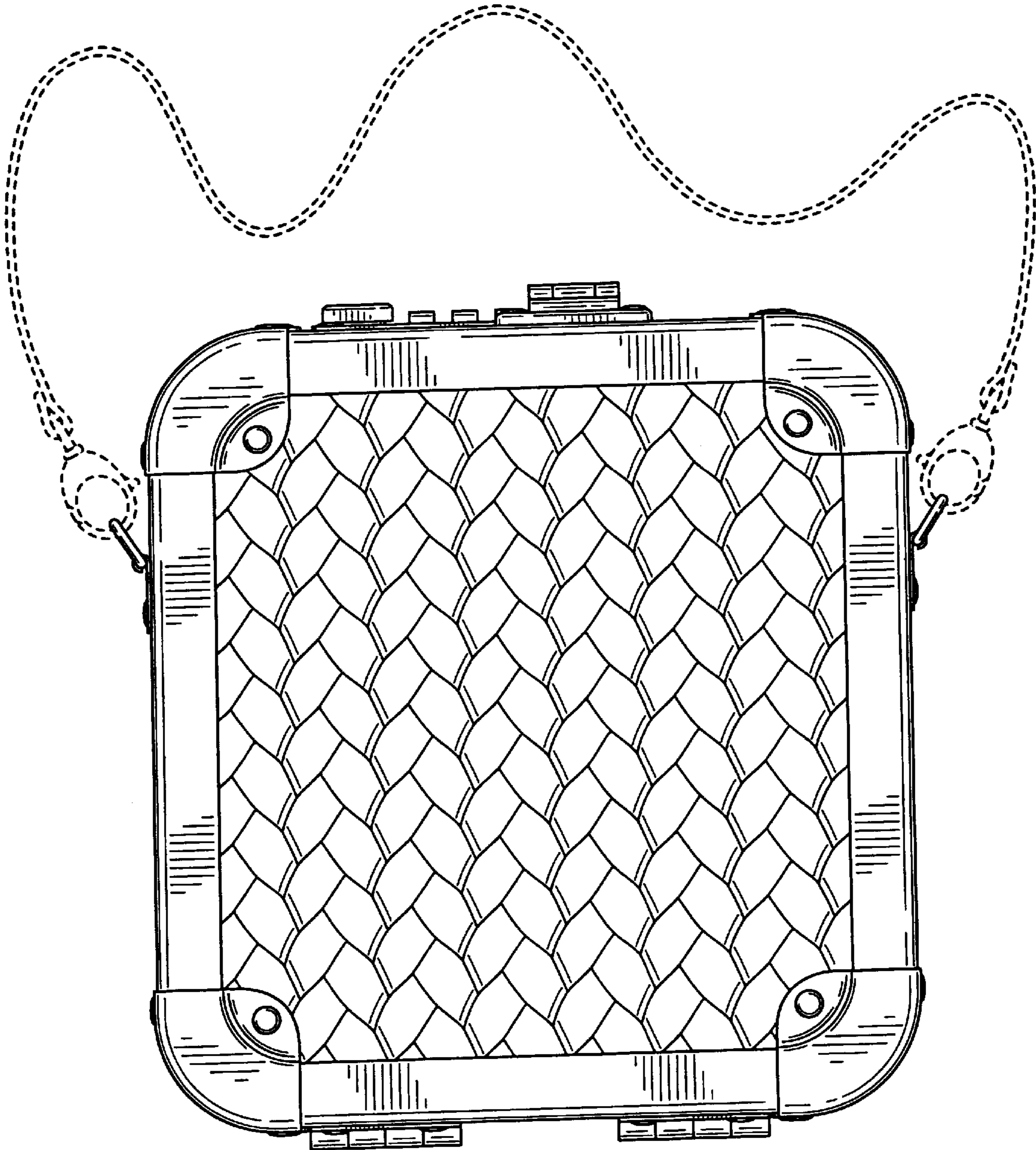


FIG. 4

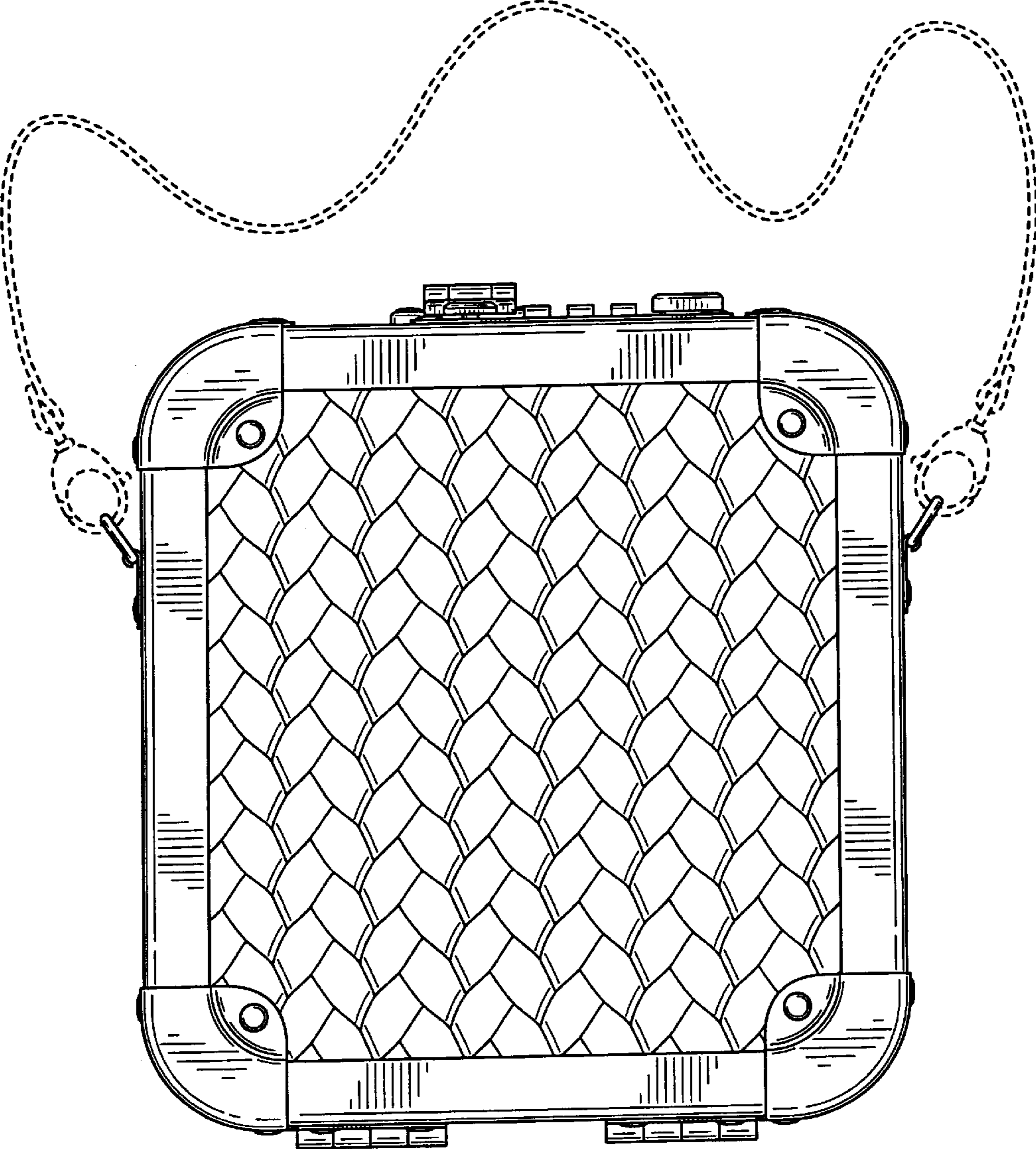


FIG. 5

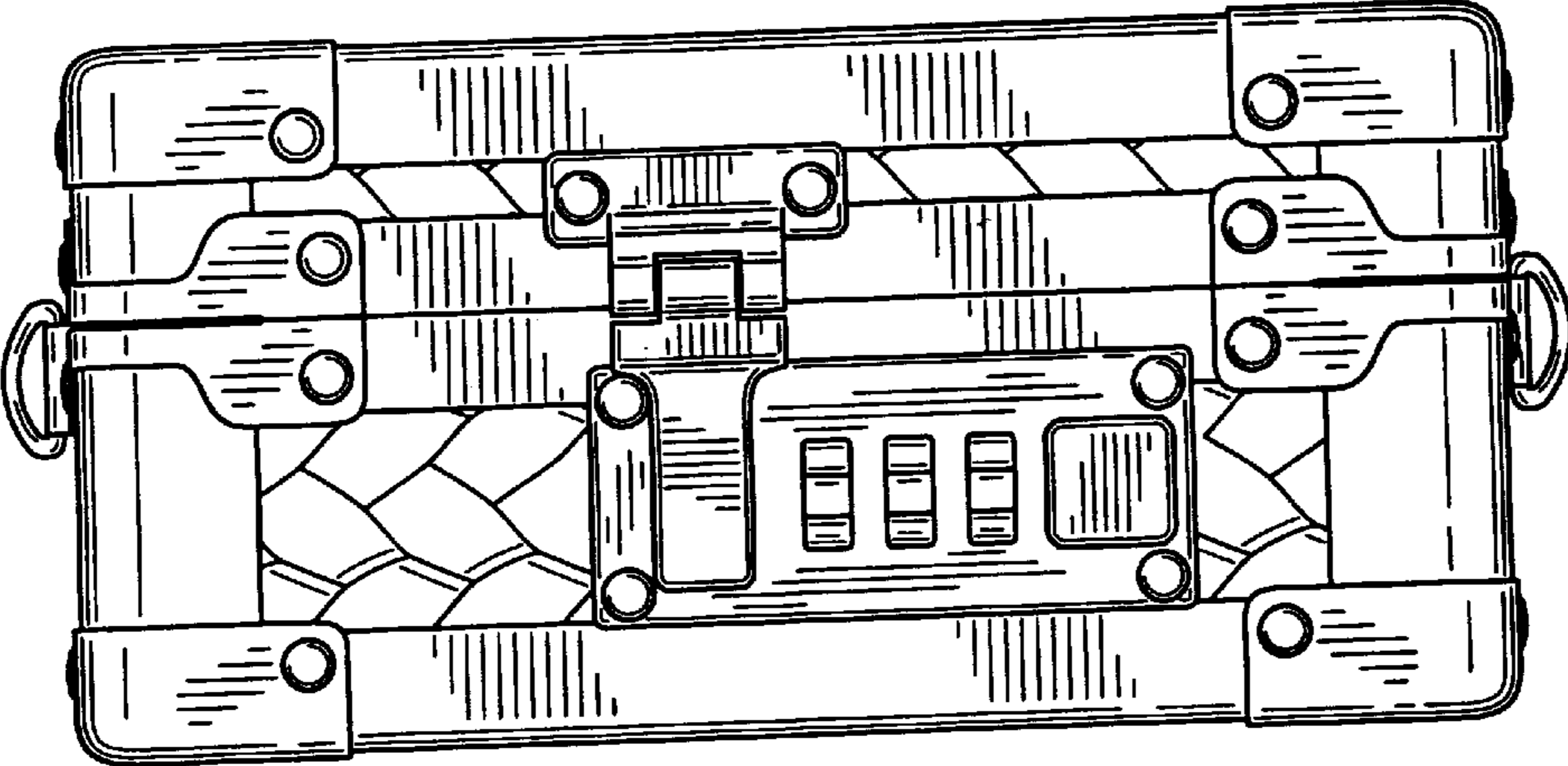


FIG. 6

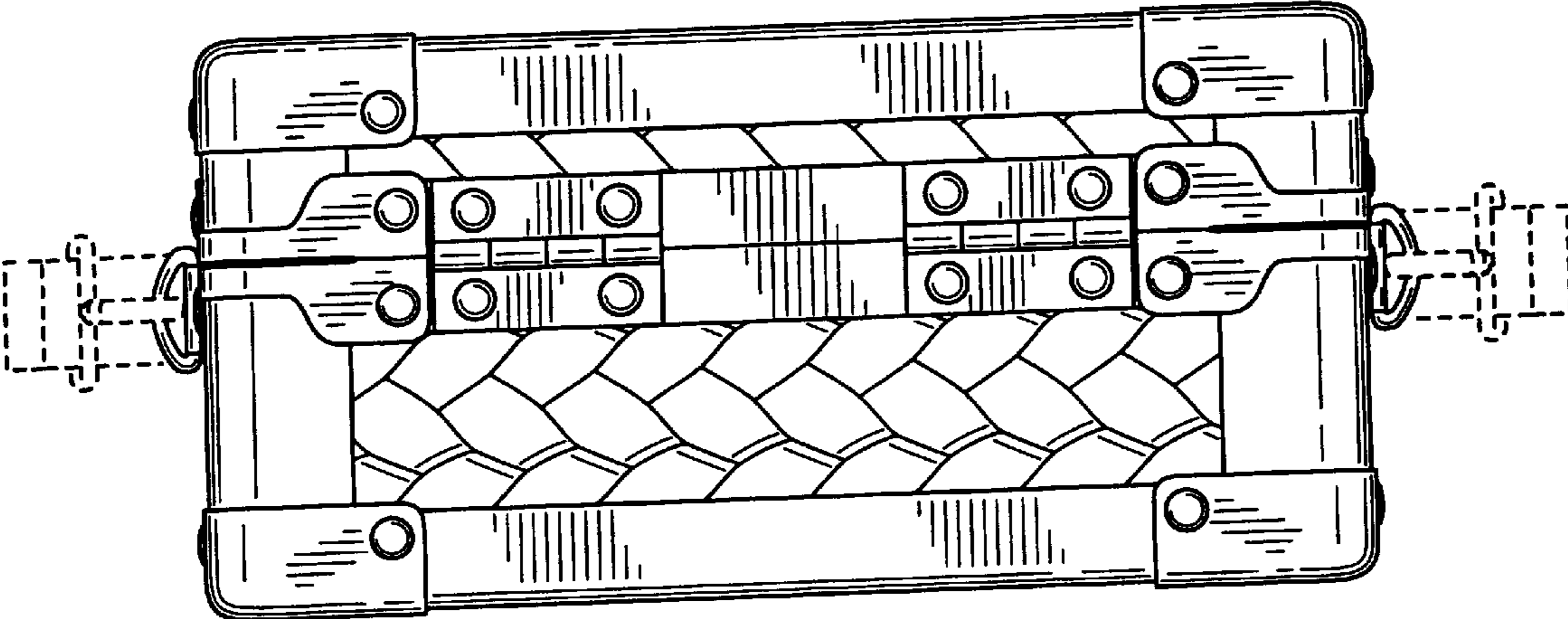


FIG. 7