



US00D515803S

(12) **United States Design Patent**
You

(10) **Patent No.: US D515,803 S**
(45) **Date of Patent: ** Feb. 28, 2006**

(54) **STRETCHER STRUCTURE USED IN
MULTIPLE COLLAPSIBLE UMBRELLA**

(76) Inventor: **Ching-Chuan You**, Rm. 532, 5Fl., No.
144, Ming Chuan E. Rd., Sec. 3, P.O.
Box 1-79, Taipei (TW), 105

(**) Term: **14 Years**

(21) Appl. No.: **29/225,737**

(22) Filed: **Mar. 21, 2005**

(51) **LOC (8) Cl. 03-03**

(52) **U.S. Cl. D3/10**

(58) **Field of Classification Search** 135/15.1,
135/20.1, 19, 21, 44, 20.3, 24, 23, 25.1, 25.3,
135/25.34; 297/184.1, 184.15, 184.16, 184.17;
362/101; D3/5-17

See application file for complete search history.

(56) **References Cited**

U.S. PATENT DOCUMENTS

5,048,550	A	*	9/1991	Su	135/25.3
5,193,565	A	*	3/1993	Huang	135/25.2
5,235,998	A	*	8/1993	Liu	135/25.3
5,297,572	A	*	3/1994	Kuo	135/25.3
5,337,770	A	*	8/1994	Wang	135/25.3
5,472,006	A	*	12/1995	Kuo et al.	135/31
5,494,065	A	*	2/1996	Kuo et al.	135/31
5,533,535	A	*	7/1996	Lin et al.	135/20.1
5,615,697	A	*	4/1997	Lin et al.	135/20.1
5,645,094	A	*	7/1997	Wu	135/24

5,909,746	A	*	6/1999	Doster et al.	135/25.1
D424,799	S	*	5/2000	Lai	D3/5
6,112,755	A	*	9/2000	Lin et al.	135/24
6,338,353	B1	*	1/2002	Chen	135/20.3
6,626,199	B1	*	9/2003	Lin et al.	135/28
D484,680	S	*	1/2004	You	D3/10
D489,169	S	*	5/2004	You	D3/10
D489,170	S	*	5/2004	You	D3/10
6,752,509	B1	*	6/2004	Lin et al.	362/102
2002/0153032	A1	*	10/2002	Lin et al.	135/15.1
2003/0102020	A1	*	6/2003	Lin et al.	135/15.1
2005/0013130	A1	*	1/2005	Li	362/102
2005/0126613	A1	*	6/2005	Chen	135/25.3

* cited by examiner

Primary Examiner—Sandra S. Snapp

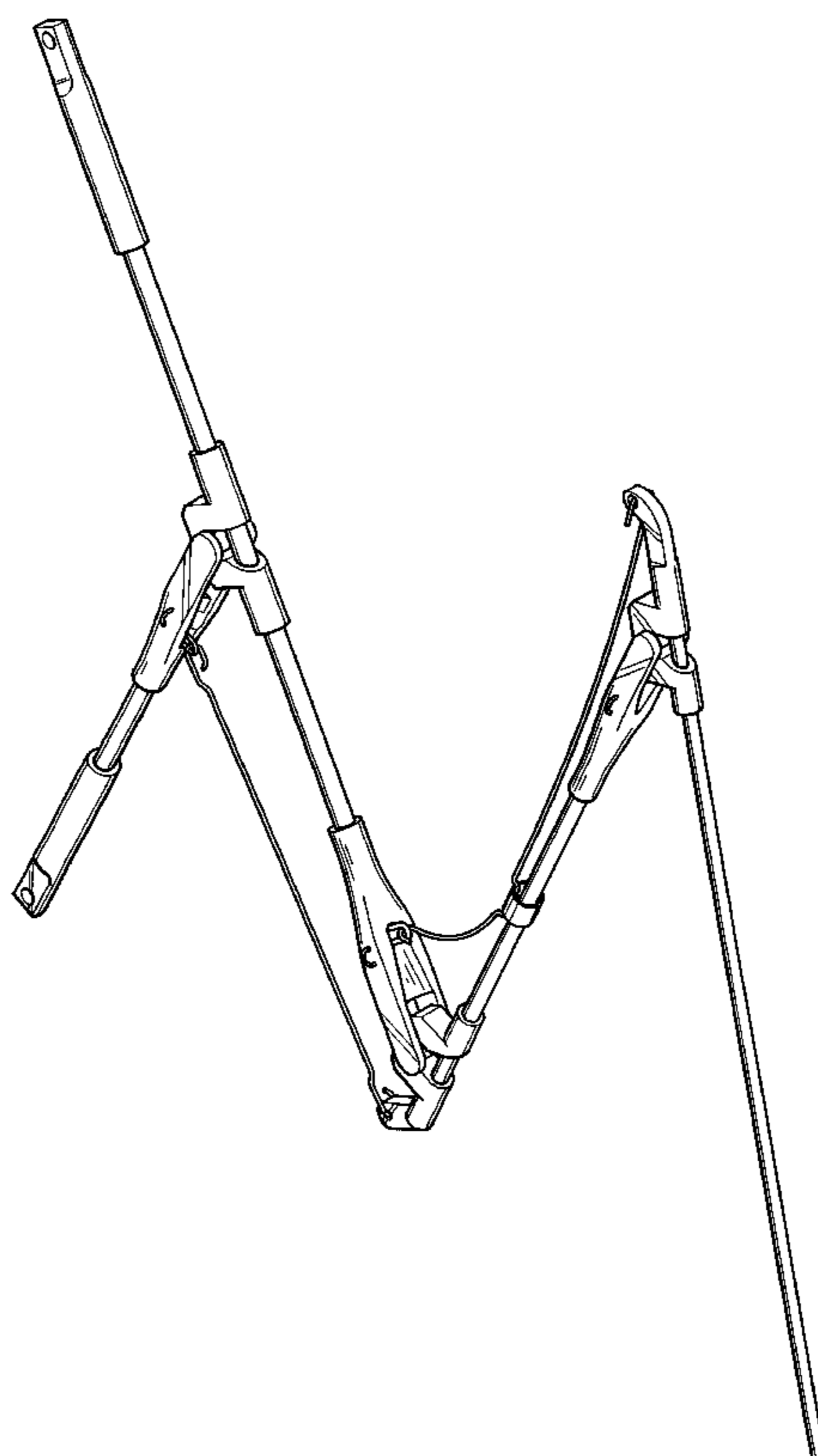
(57) **CLAIM**

The ornamental design for a stretcher structure used in multiple collapsible umbrella, as shown.

DESCRIPTION

FIG. 1 is a perspective view of the stretcher structure used in multiple collapsible umbrella of this invention;
FIG. 2 is a front view thereof;
FIG. 3 is a rear view thereof;
FIG. 4 is a left view thereof;
FIG. 5 is a right view thereof;
FIG. 6 is a top view thereof; and,
FIG. 7 is a bottom view thereof.

1 Claim, 5 Drawing Sheets



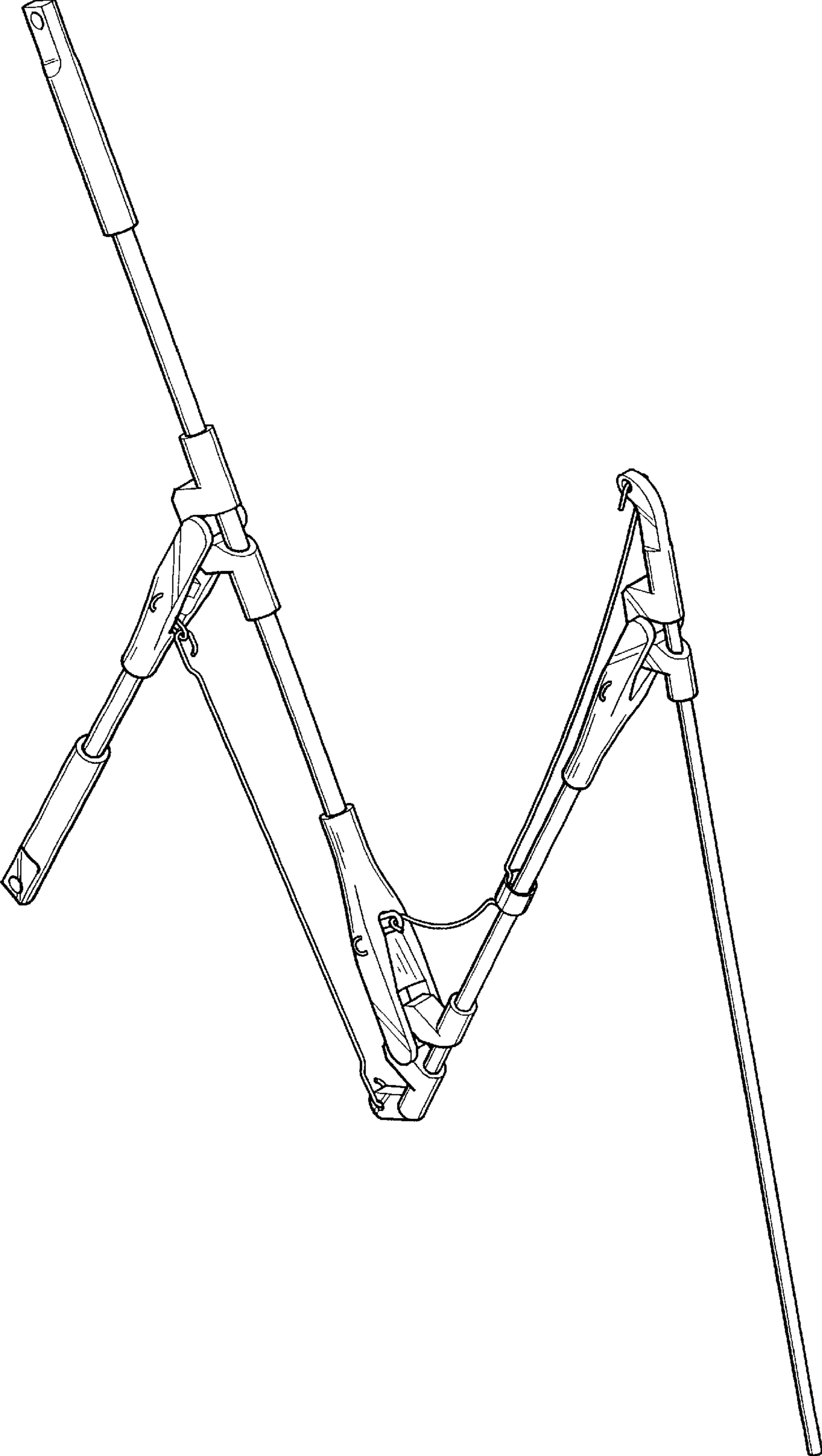


FIG. 1

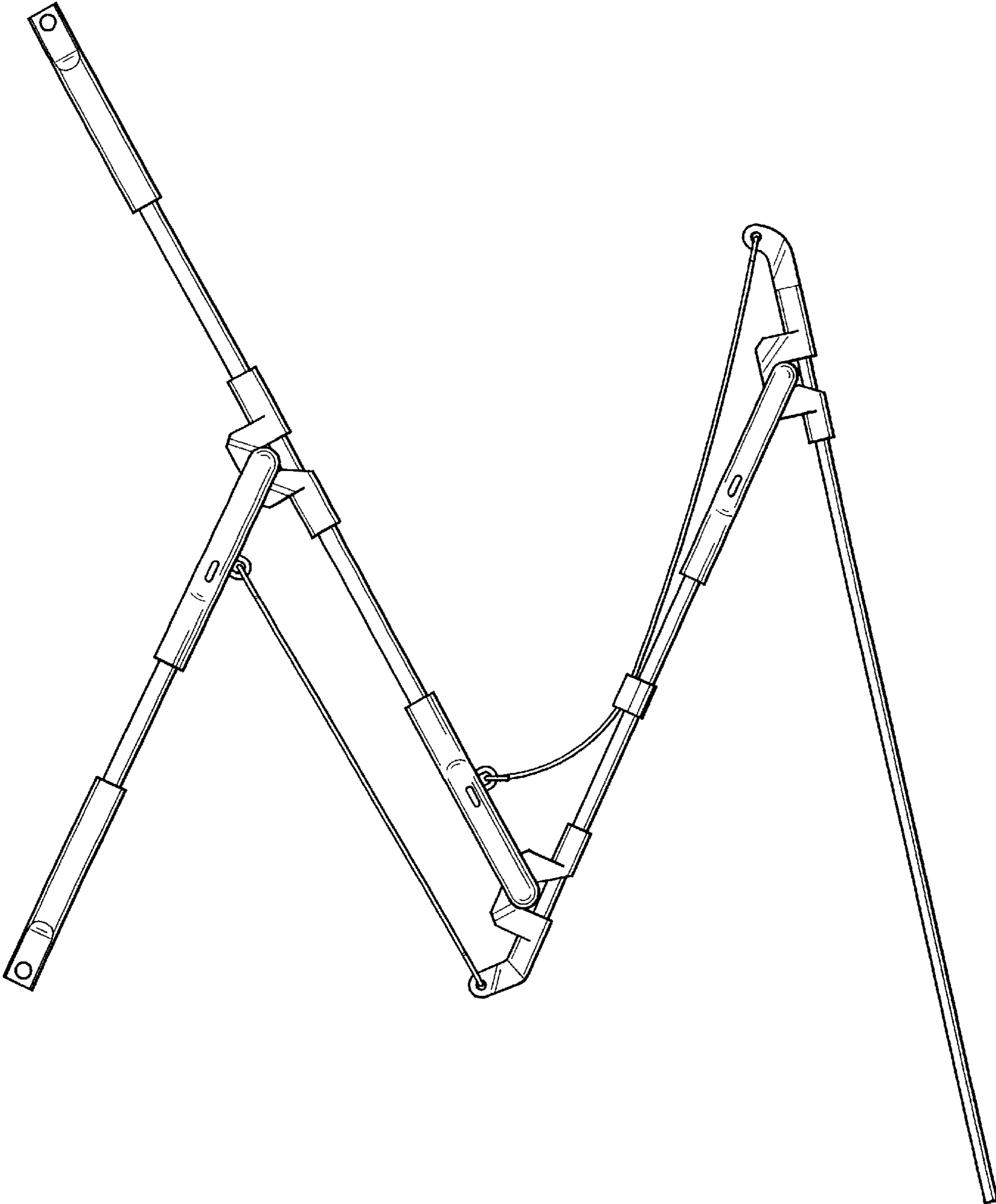


FIG. 2

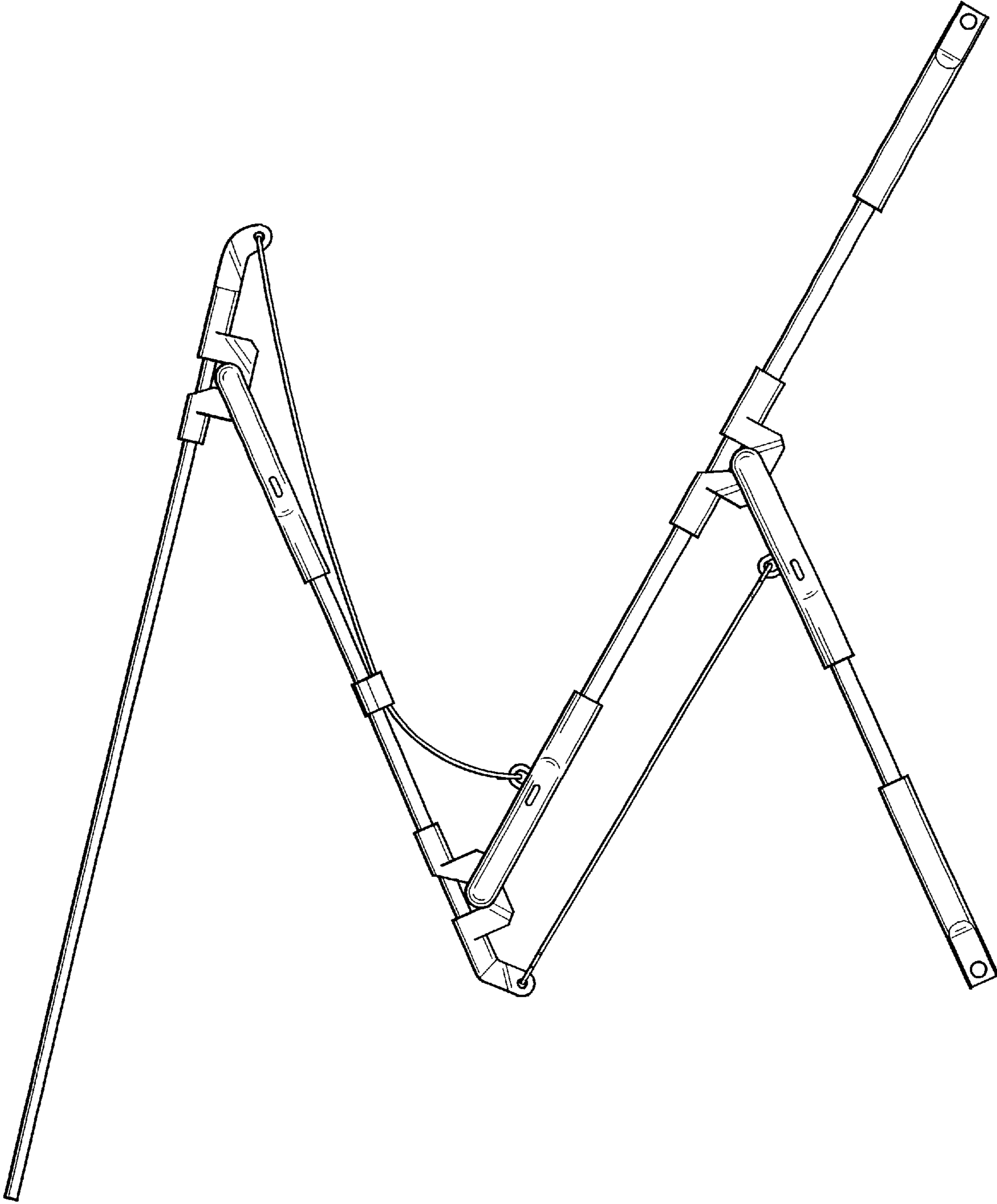


FIG. 3

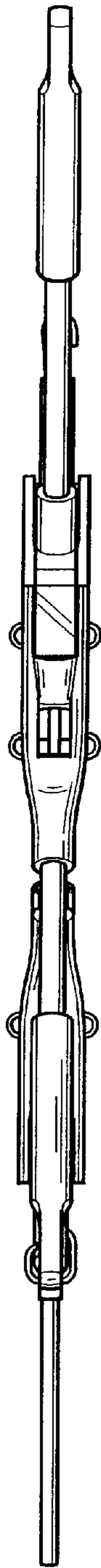


FIG. 4



FIG. 5

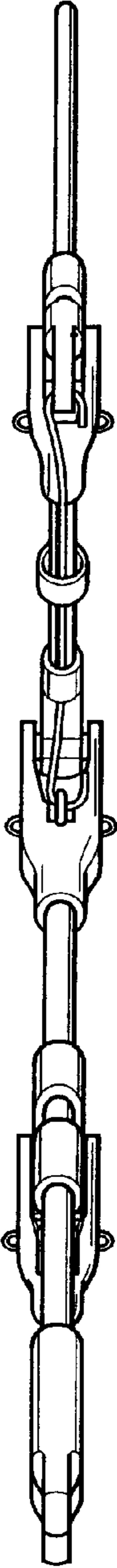


FIG. 6

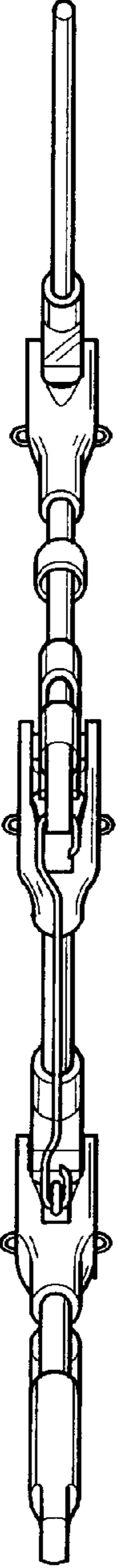


FIG. 7