



US00D515801S

(12) **United States Design Patent**
Smith, III

(10) **Patent No.:** **US D515,801 S**

(45) **Date of Patent:** **** Feb. 28, 2006**

(54) **PORTION OF A SHOE UPPER**

(75) **Inventor:** **Wilson W. Smith, III**, Tualatin, OR
(US)

(73) **Assignee:** **Nike, Inc.**, Beaverton, OR (US)

(**) **Term:** **14 Years**

(21) **Appl. No.:** **29/223,638**

(22) **Filed:** **Feb. 17, 2005**

(51) **LOC (8) Cl.** **02-99**

(52) **U.S. Cl.** **D2/972**

(58) **Field of Classification Search** D2/902,
D2/907, 908, 943, 944, 969, 972-974; 36/45,
36/50.1, 77 M, 77 R, 83, 88, 113, 114, 126-131
See application file for complete search history.

(56) **References Cited**

U.S. PATENT DOCUMENTS

D239,217 S	3/1976	Lloyd	
D241,363 S	9/1976	Dolinsky	
D296,836 S	7/1988	Brown	
D319,529 S	9/1991	Hatfield	
D326,354 S	* 5/1992	Hatfield	D2/969
D326,953 S	* 6/1992	Hatfield	D2/969
D364,266 S	11/1995	Orzeck	
D375,617 S	11/1996	Orzeck	
D382,690 S	8/1997	Hirahata	
D385,996 S	11/1997	Tresser	
D404,554 S	1/1999	Kelchak	
D404,558 S	1/1999	Blakeslee	
D412,241 S	7/1999	Hatfield et al.	
D413,195 S	8/1999	Smith, III	
D423,204 S	4/2000	Lamprou	
D433,559 S	11/2000	Ruth	
D438,697 S	3/2001	Matis et al.	
D456,985 S	5/2002	Clegg	
D457,296 S	5/2002	Burt	
D458,015 S	6/2002	Dolan et al.	
D460,251 S	7/2002	Dolan	

D499,875 S	* 12/2004	Lozano	D2/972
D500,408 S	* 1/2005	Rask	D2/972
D504,012 S	* 4/2005	Fullum	D2/972

OTHER PUBLICATIONS

Nike Footwear Catalog Spring 1992, Published May 1991, p. 8.
 Nike Footwear Catalog Spring 1996, Published Jun. 1995, p. 19.
 Nike Footwear Catalog Fall 1998, Published Dec. 1997, p. 38.
 Nike Footwear Catalog Jordan Spring 2000, Published Jul. 1999, p. 7.
 Nike Footwear Catalog Holiday 2001, Published Feb. 2001, p. 1.
 Nike Footwear Catalog Spring 2003, Published Jun. 2002, p. M29.
 Nike Footwear Catalog Late Spring 2003, Published Sep. 2002, p. W39.

* cited by examiner

Primary Examiner—Dominic Simone

(74) *Attorney, Agent, or Firm*—Banner & Witcoff, Ltd.

(57) **CLAIM**

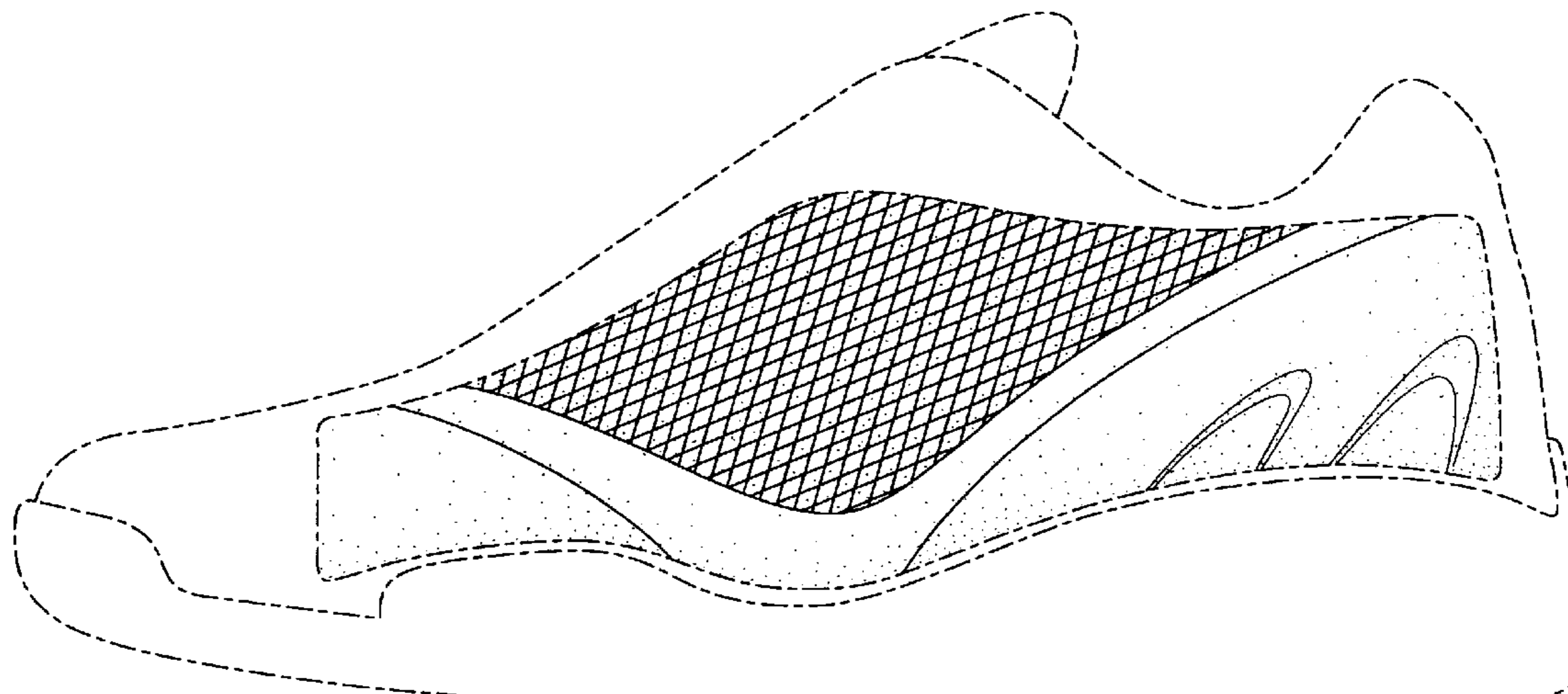
The ornamental design for a portion of a shoe upper, as shown and described.

DESCRIPTION

FIG. 1 is a front perspective view of a portion of a shoe upper showing my new design;
 FIG. 2 is a rear perspective view thereof; and,
 FIG. 3 is a side view thereof.

The uneven broken line showing the remainder of the shoe is for illustrative purposes only and forms no part of the claimed design. The uneven broken line immediately adjacent to the shaded area represents an unclaimed boundary of the design.

1 Claim, 3 Drawing Sheets



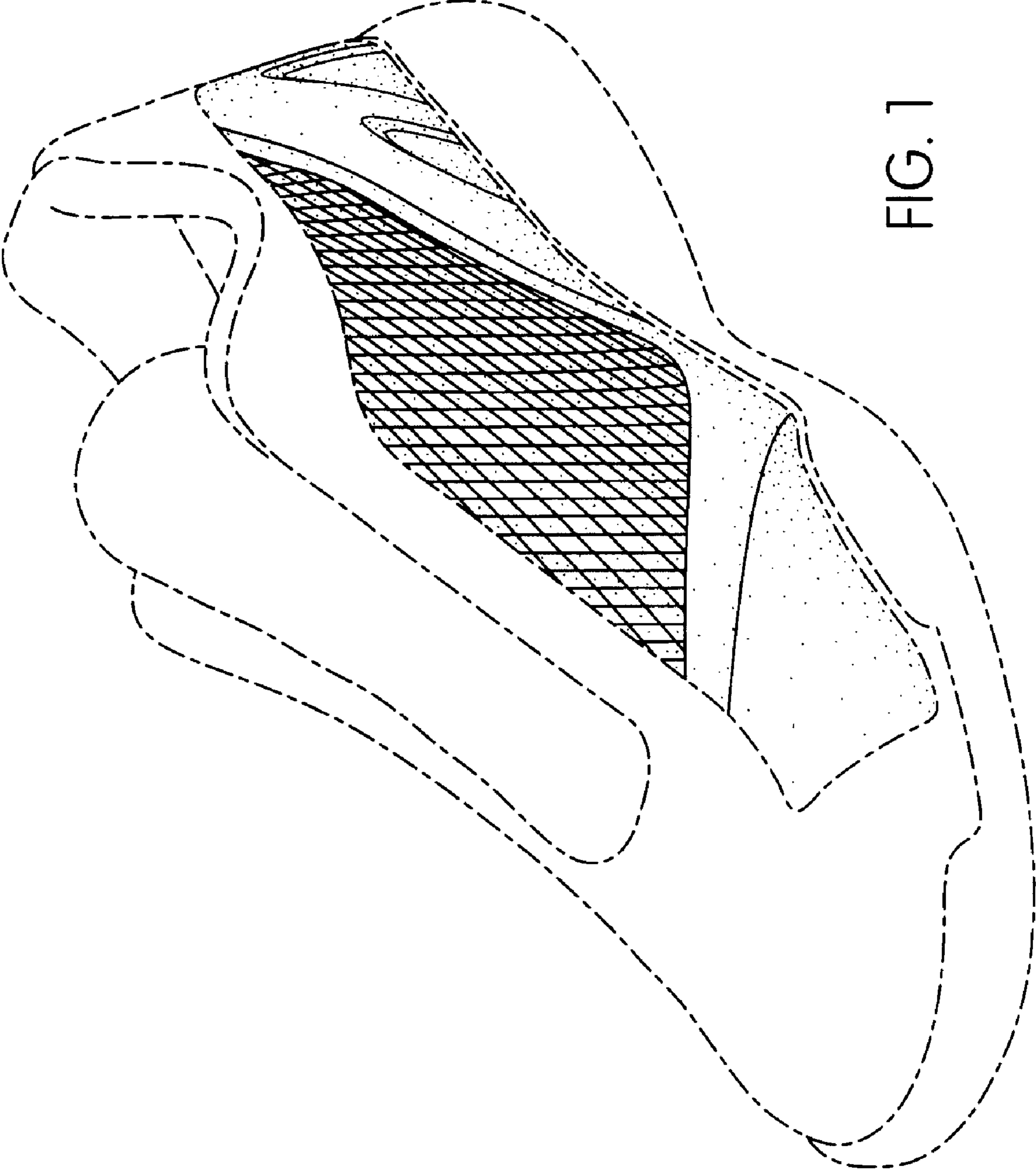


FIG. 1

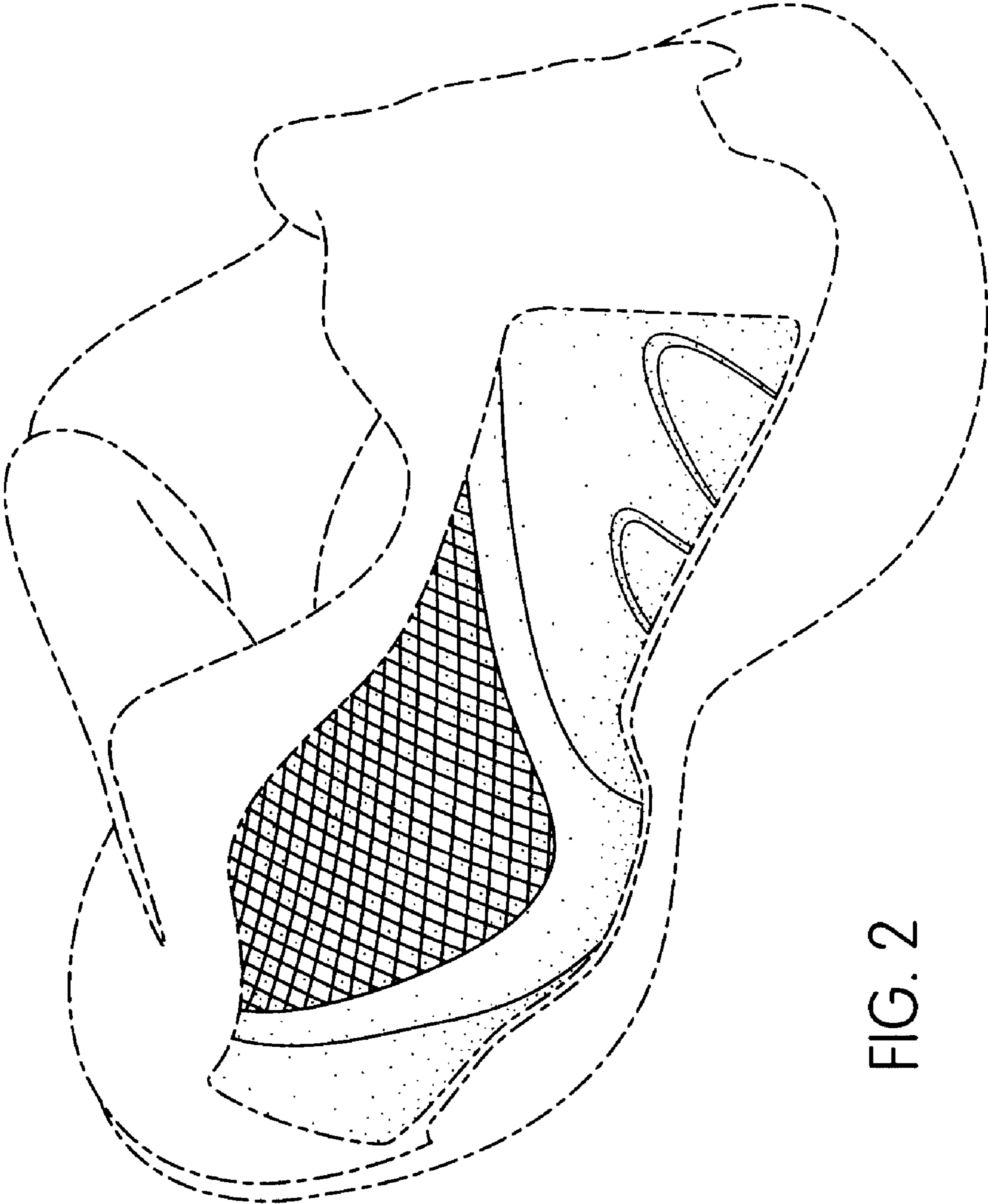


FIG. 2

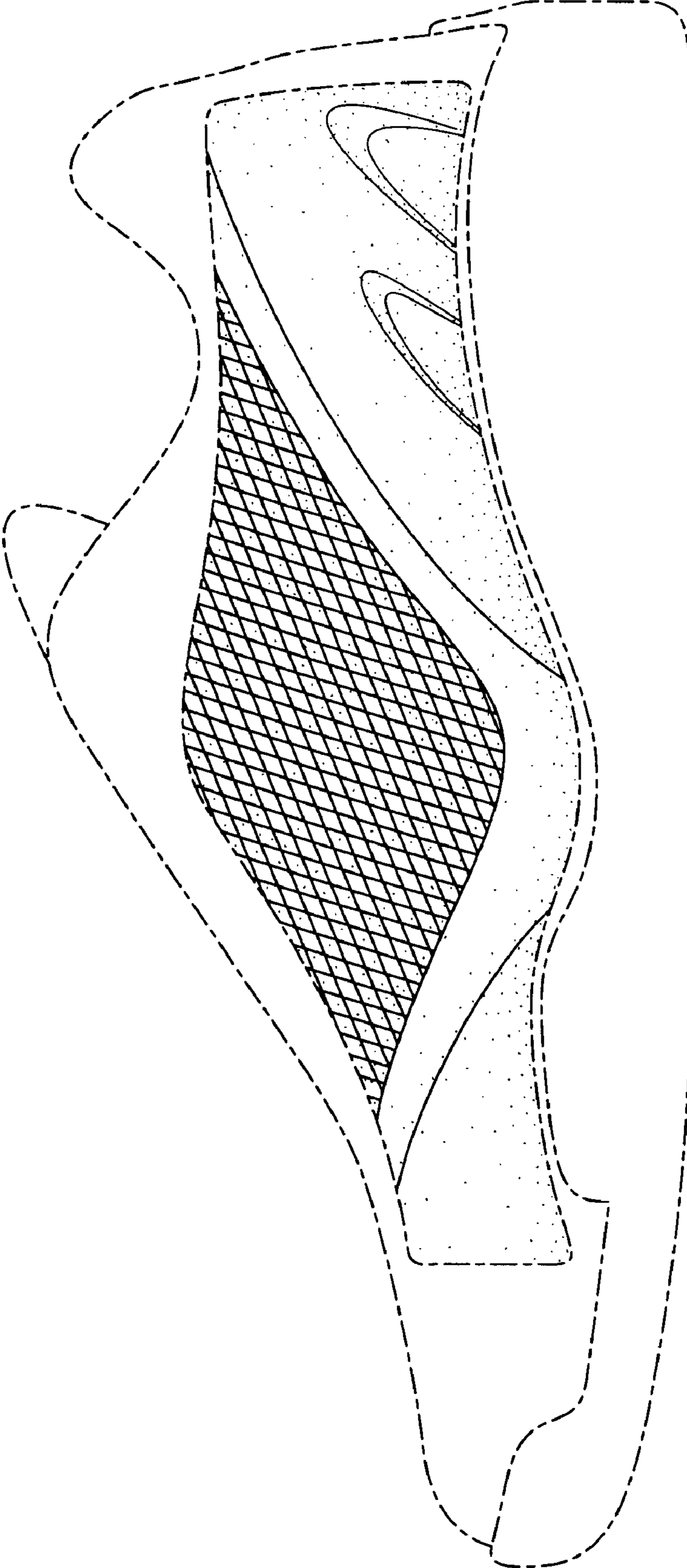


FIG. 3