



US00D515782S

(12) **United States Design Patent**
Mattesky

(10) **Patent No.:** **US D515,782 S**
(45) **Date of Patent:** **** Feb. 28, 2006**

(54) **GLOVE**

(75) Inventor: **Henry Mattesky**, Ramsey, NJ (US)

(73) Assignee: **Magla Products, LLC**, Morristown, NJ (US)

(**) Term: **14 Years**

(21) Appl. No.: **29/222,600**

(22) Filed: **Feb. 1, 2005**

(51) **LOC (8) Cl.** **02-06**

(52) **U.S. Cl.** **D2/619**

(58) **Field of Classification Search** D2/610,
D2/616-621, 623; D24/190; D29/113, 116.2,
D29/117.1, 117.2, 123; 2/16, 20, 159, 160-163,
2/907, 910, 917

See application file for complete search history.

(56) **References Cited**

U.S. PATENT DOCUMENTS

192,082 A	6/1877	Peters
2,083,935 A	6/1937	Arnold
2,295,507 A	9/1942	Wells et al.
2,524,979 A	10/1950	Kimbrell
3,597,765 A	8/1971	Stanton
3,643,386 A	2/1972	Grzyll
3,882,548 A	5/1975	Shinagawa et al.
4,000,524 A	1/1977	Rinehart
4,107,840 A	8/1978	Kupperman et al.
D268,968 S	5/1983	Sami
4,494,249 A	1/1985	Hansson
4,590,625 A	5/1986	Keim
4,593,427 A	6/1986	Ortolivo
4,621,388 A	11/1986	Ortolivo
4,663,783 A	5/1987	Obayashi
4,691,387 A	9/1987	Lopez
5,384,083 A	1/1995	Dawn et al.
5,442,816 A	8/1995	Seketa
5,500,957 A	3/1996	Stein
5,504,942 A	4/1996	Kuwahara
5,582,554 A	12/1996	Stryczek
5,715,539 A	2/1998	Benecki et al.
5,829,061 A	11/1998	Visgil et al.

5,857,216 A	1/1999	Gold
5,867,830 A	2/1999	Chen
5,974,588 A	11/1999	Furman
5,983,395 A	11/1999	Lei
6,009,557 A	1/2000	Witta

FOREIGN PATENT DOCUMENTS

FR	1 367 488	6/1964
FR	2 567 373	1/1986

OTHER PUBLICATIONS

U.S. Appl. No. 29/222,599 entitled "Glove", filed Feb. 1, 2005, Inventor: Henry Mattesky.
U.S. Appl. No. 29/222,598 entitled "Glove", filed Feb. 1, 2005, Inventor: Henry Mattesky.
U.S. Appl. No. 29/222,604 entitled "Glove", filed Feb. 1, 2005, Inventor: Henry Mattesky.
U.S. Appl. No. 29/222,601 entitled "Glove", filed Feb. 1, 2005, Inventor: Henry Mattesky.

Primary Examiner—Robert A. Delehanty

(74) *Attorney, Agent, or Firm*—McCarter & English, LLP

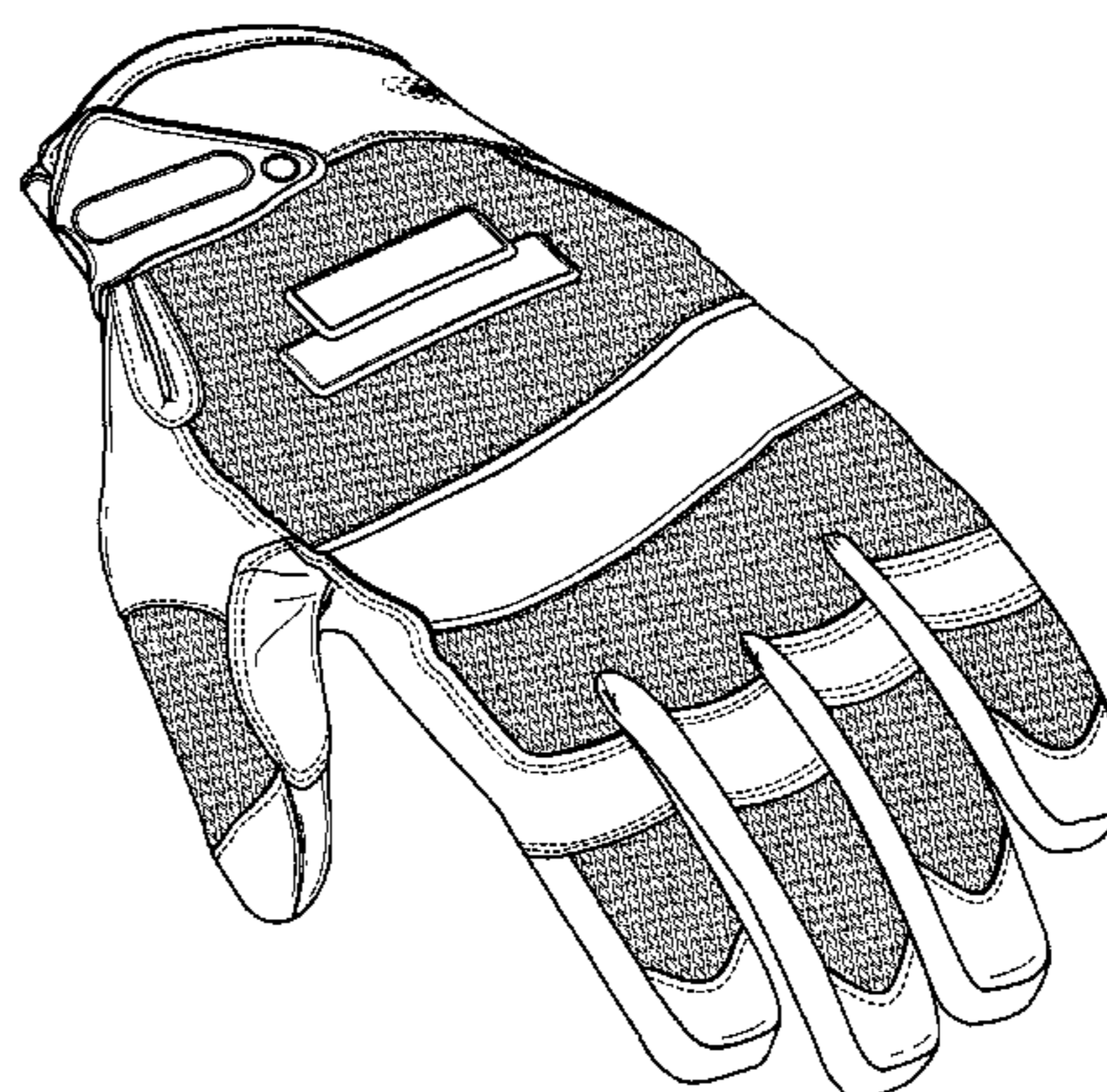
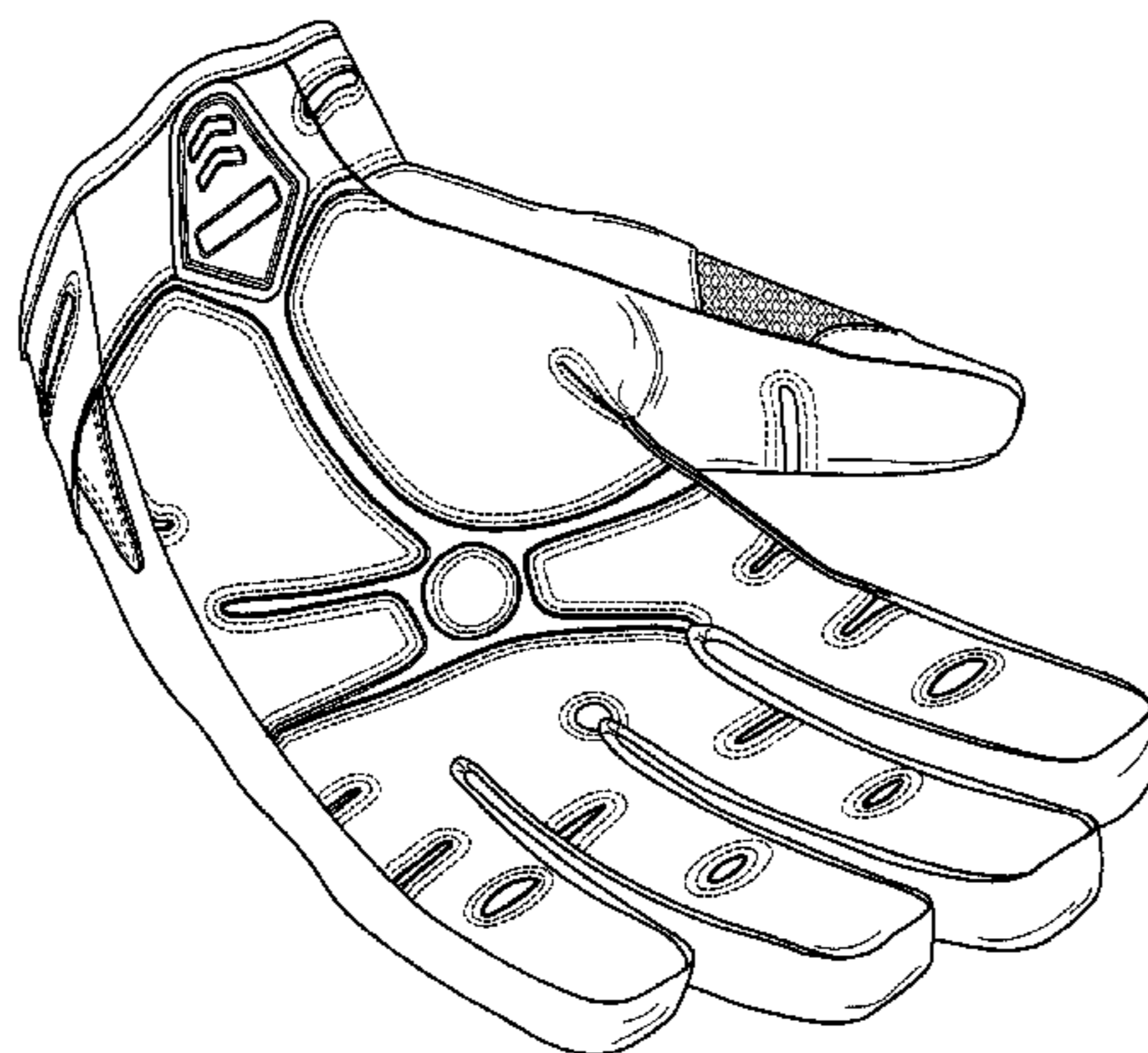
(57) **CLAIM**

The ornamental design for a glove, as shown and described.

DESCRIPTION

FIG. 1 is a bottom perspective view of the palm side of a left-handed embodiment of a glove showing my new design, it being understood that a right-handed glove is a second embodiment, the only difference being that it is a mirror image thereof and of the following views shown; FIG. 2 is a top perspective view of the back side of the glove illustrated in FIG. 1; FIG. 3 is a bottom plan view thereof; FIG. 4 is a top plan view thereof; FIG. 5 is a left side elevational view thereof; FIG. 6 is a right side elevational view thereof; FIG. 7 is a front elevational view thereof; and, FIG. 8 is a rear elevational view thereof. The broken lines shown on the glove are understood to represent stitching.

1 Claim, 6 Drawing Sheets



US D515,782 S

Page 2

U.S. PATENT DOCUMENTS

6,035,444 A	3/2000	McGrew	6,427,246 B1	8/2002	Doi et al.	
6,055,669 A	5/2000	Albert	6,427,247 B1	8/2002	Suk	
D428,214 S	7/2000	Mattesky	6,427,249 B1	8/2002	Mattesky	
6,081,928 A	7/2000	Bourne	D471,343 S	3/2003	Sun	
6,185,747 B1	2/2001	Hughes	6,543,058 B2	4/2003	Litke	
6,253,382 B1	7/2001	Kleinert	D499,856 S *	12/2004	Kleinert	D2/619
6,301,715 B1	10/2001	Hoffmann	D500,911 S *	1/2005	Geng	D2/618
6,389,601 B2	5/2002	Kleinert	2003/0126666 A1	7/2003	McNamara	

* cited by examiner

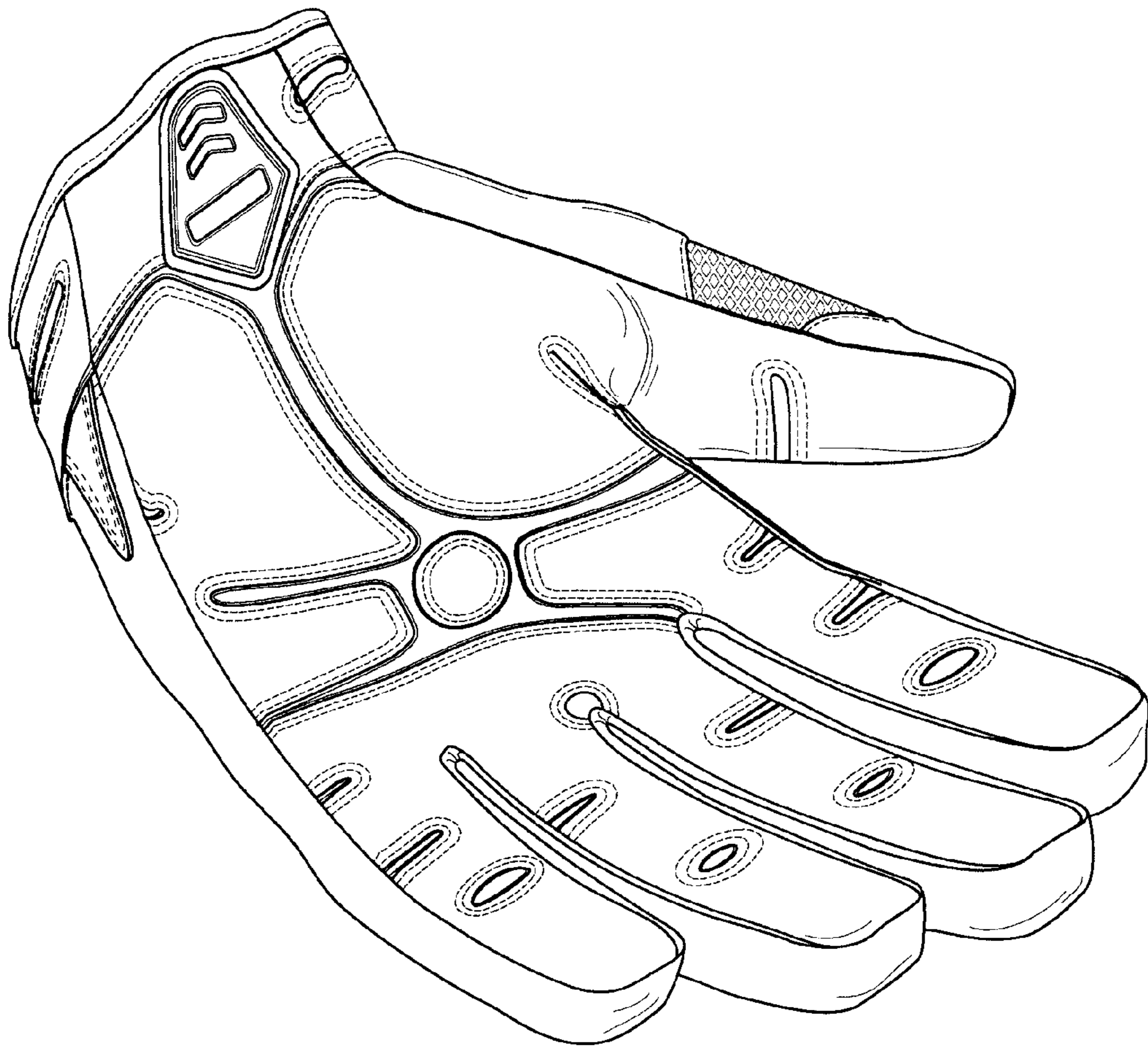


FIG. 1



FIG. 2

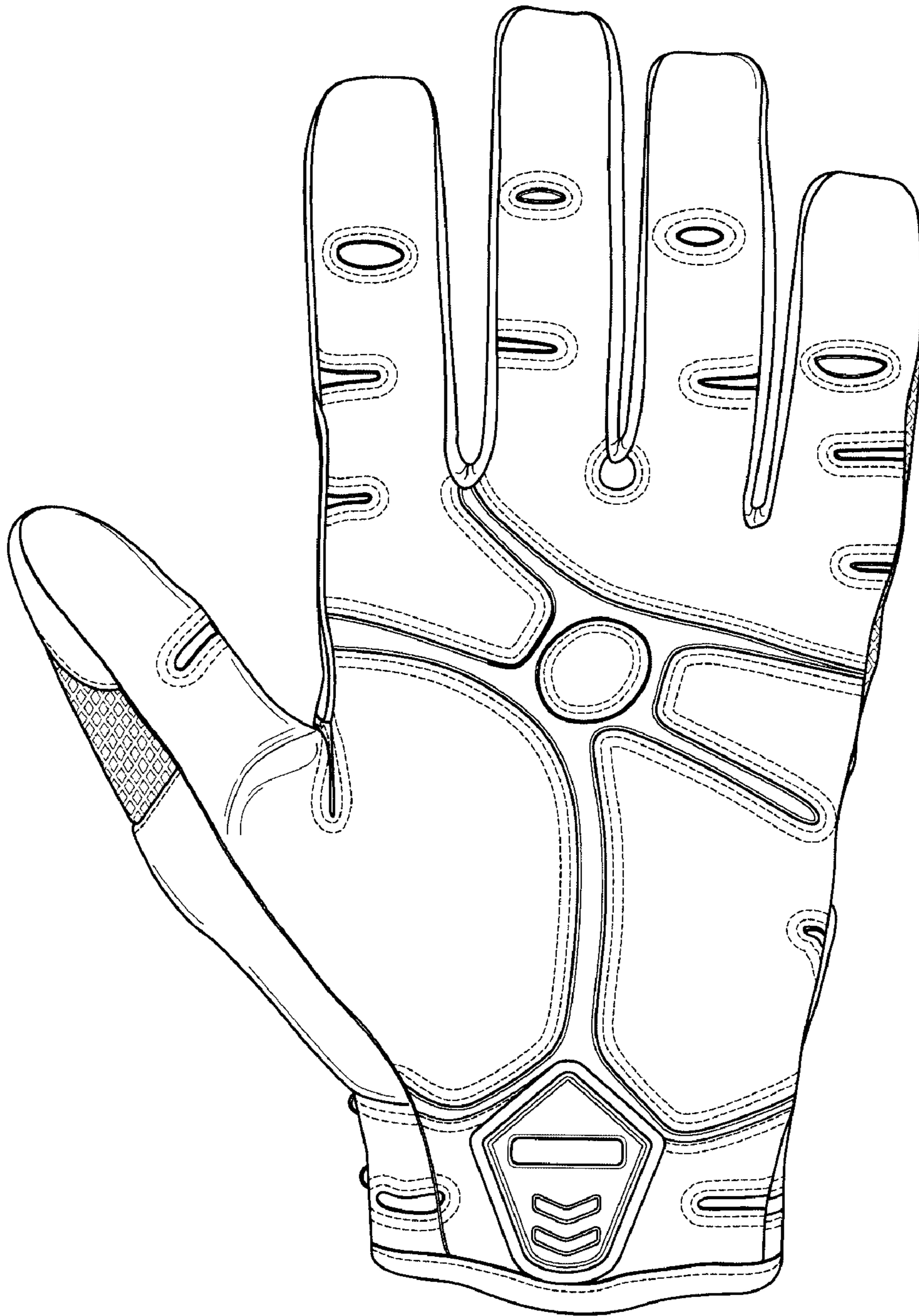


FIG. 3



FIG. 4

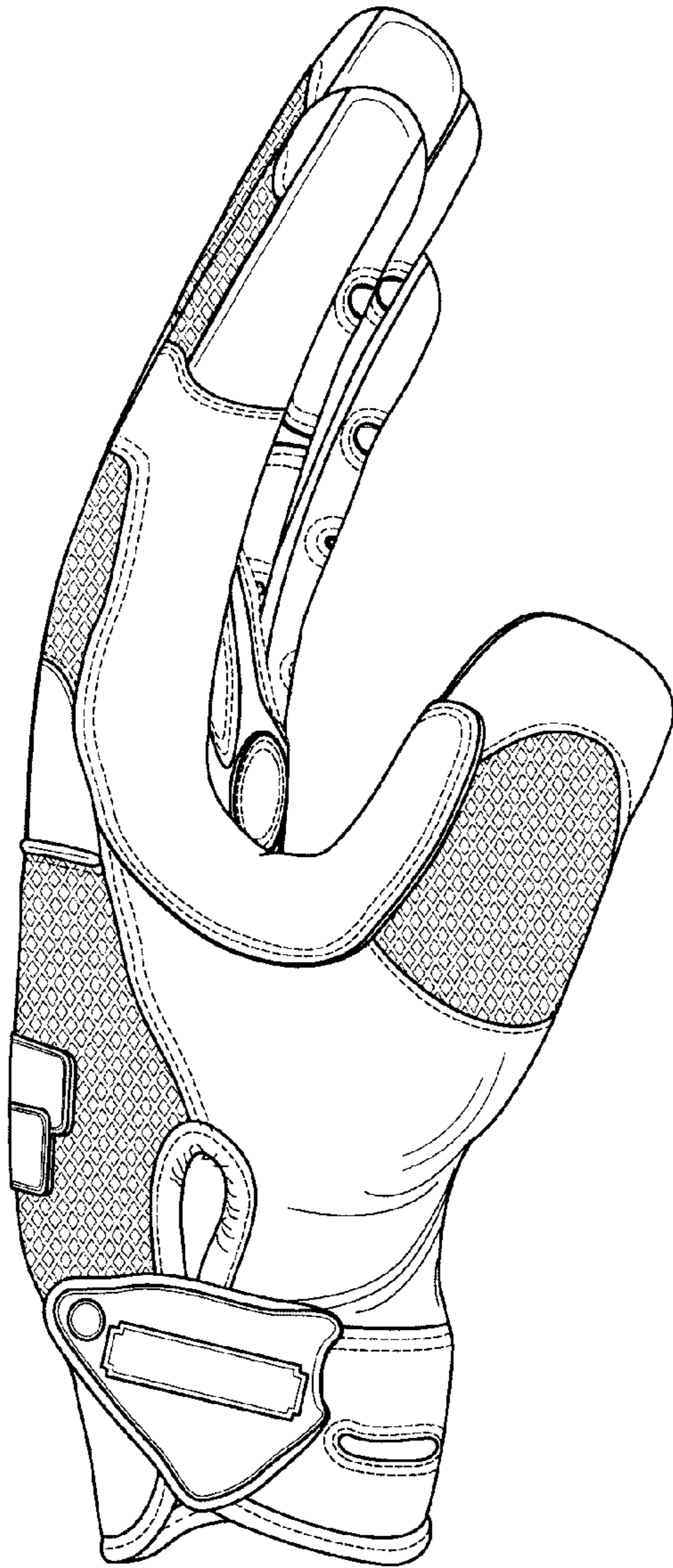


FIG. 5

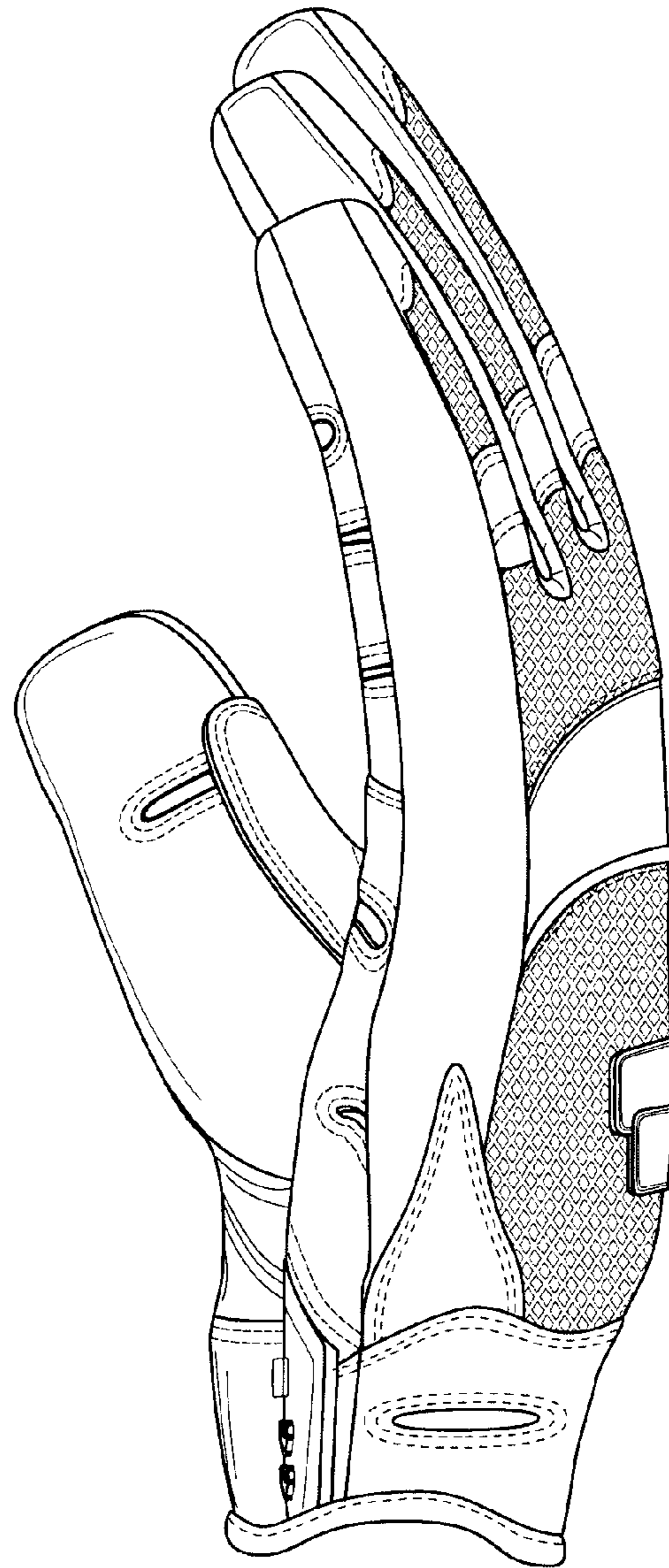


FIG. 6

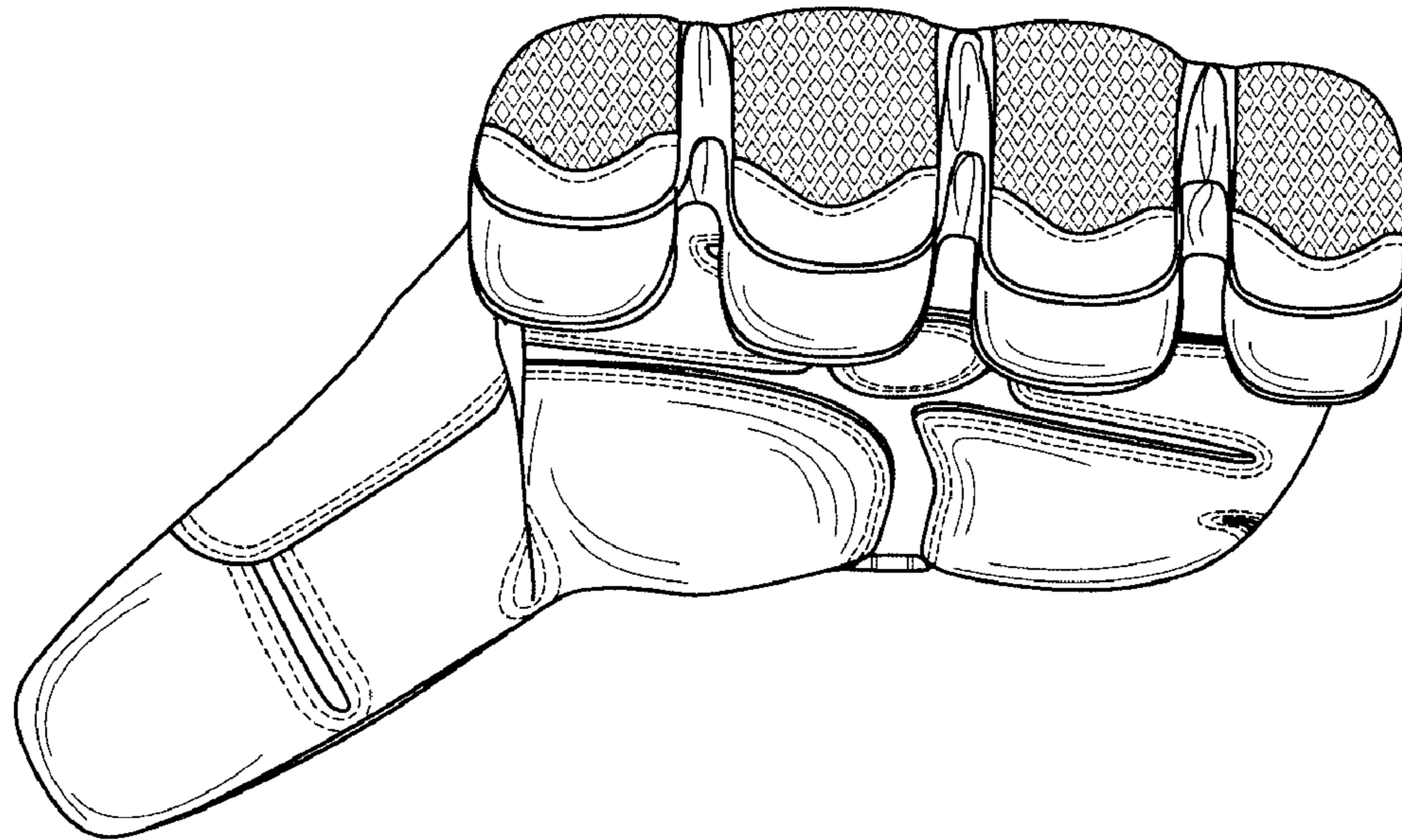


FIG. 7

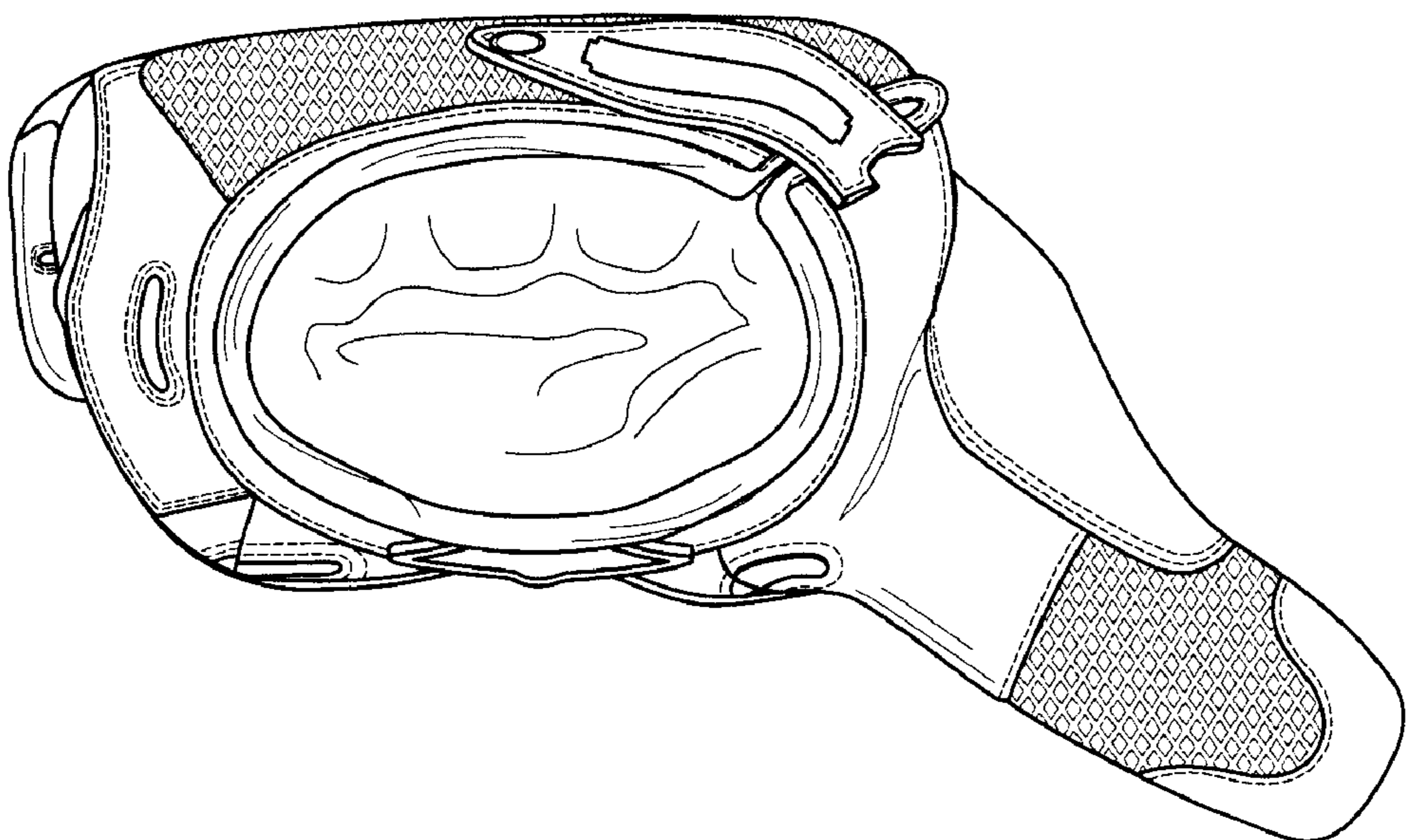


FIG. 8