



US00D515770S

(12) **United States Design Patent**
Ryan et al.

(10) **Patent No.:** **US D515,770 S**
(45) **Date of Patent:** **** Feb. 21, 2006**

(54) **CONTROL HANDLE FOR A MATERIAL HANDLING VEHICLE**

(75) Inventors: **H. Scott Ryan**, Skaneateles, NY (US);
Gregory W. Smiley, Greene, NY (US)

(73) Assignee: **The Raymond Corporation**, Greene, NY (US)

(**) Term: **14 Years**

(21) Appl. No.: **29/199,254**

(22) Filed: **Feb. 12, 2004**

(51) **LOC (8) Cl.** **12-05**

(52) **U.S. Cl.** **D34/35; D12/179**

(58) **Field of Classification Search** D34/35,
D34/34, 27, 28; 244/234, 236; 280/43.12;
D12/174, 179; 187/222, 224; 414/685, 294,
414/679

See application file for complete search history.

(56) **References Cited**

U.S. PATENT DOCUMENTS

D327,674 S	7/1992	Kuo	D14/114
D335,741 S	5/1993	McCormick et al.	D34/35
D336,713 S	* 6/1993	Avitan et al.	D34/35
D363,092 S	10/1995	Hung	D21/48
D405,581 S	2/1999	Henshaw et al.	D34/35
D418,097 S	12/1999	Leschke et al.	D12/179

D419,570 S	1/2000	Blondeel et al.	D15/29
D441,330 S	5/2001	Okazawa et al.	D12/179
D464,007 S	10/2002	Ligneau	D12/179
D471,139 S	3/2003	Wyszogrod et al.	D12/179
D481,658 S	11/2003	Ryan et al.	D12/179
D499,523 S	* 12/2004	Werner et al.	D34/35

* cited by examiner

Primary Examiner—Cynthia E. Ramirez

(74) *Attorney, Agent, or Firm*—Quarles & Brady LLP

(57) **CLAIM**

The ornamental design for a control handle for a material handling vehicle, as shown and described.

DESCRIPTION

In a preferred embodiment, the nature of this product is as a handle useful for controlling and steering a material handling vehicle.

FIG. 1 is a left side elevational view of a control handle for a material handling vehicle embodying our new design;

FIG. 2 is a rear elevational view thereof

FIG. 3 is a right side elevational view thereof;

FIG. 4 is a front elevational view thereof;

FIG. 5 is a top plan view thereof; and,

FIG. 6 is a bottom plan view thereof.

The broken line representations of various elements in FIGS. 1–6 are for the purpose of illustration only, and form no part of the claimed design.

1 Claim, 3 Drawing Sheets

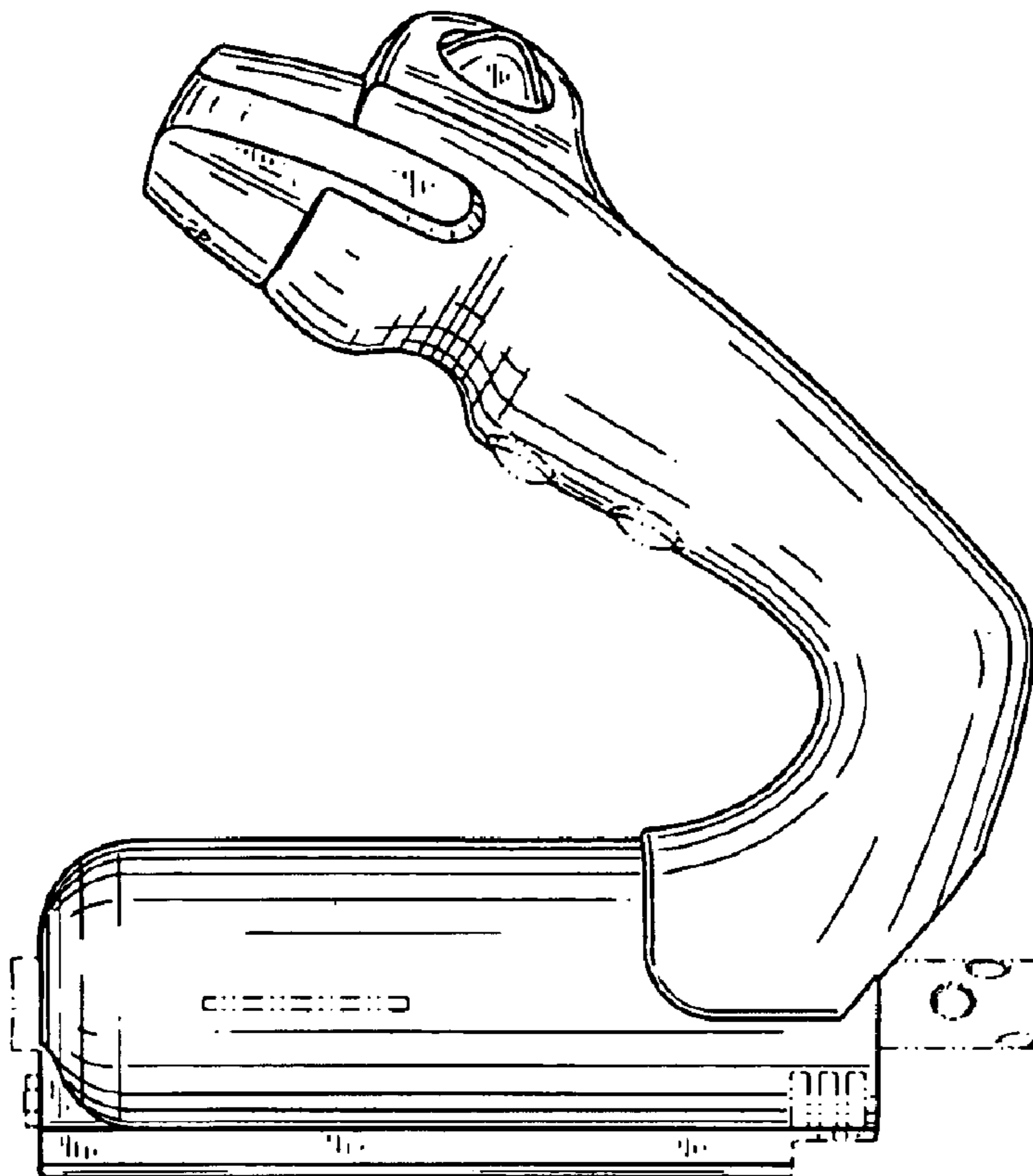


FIG. 1

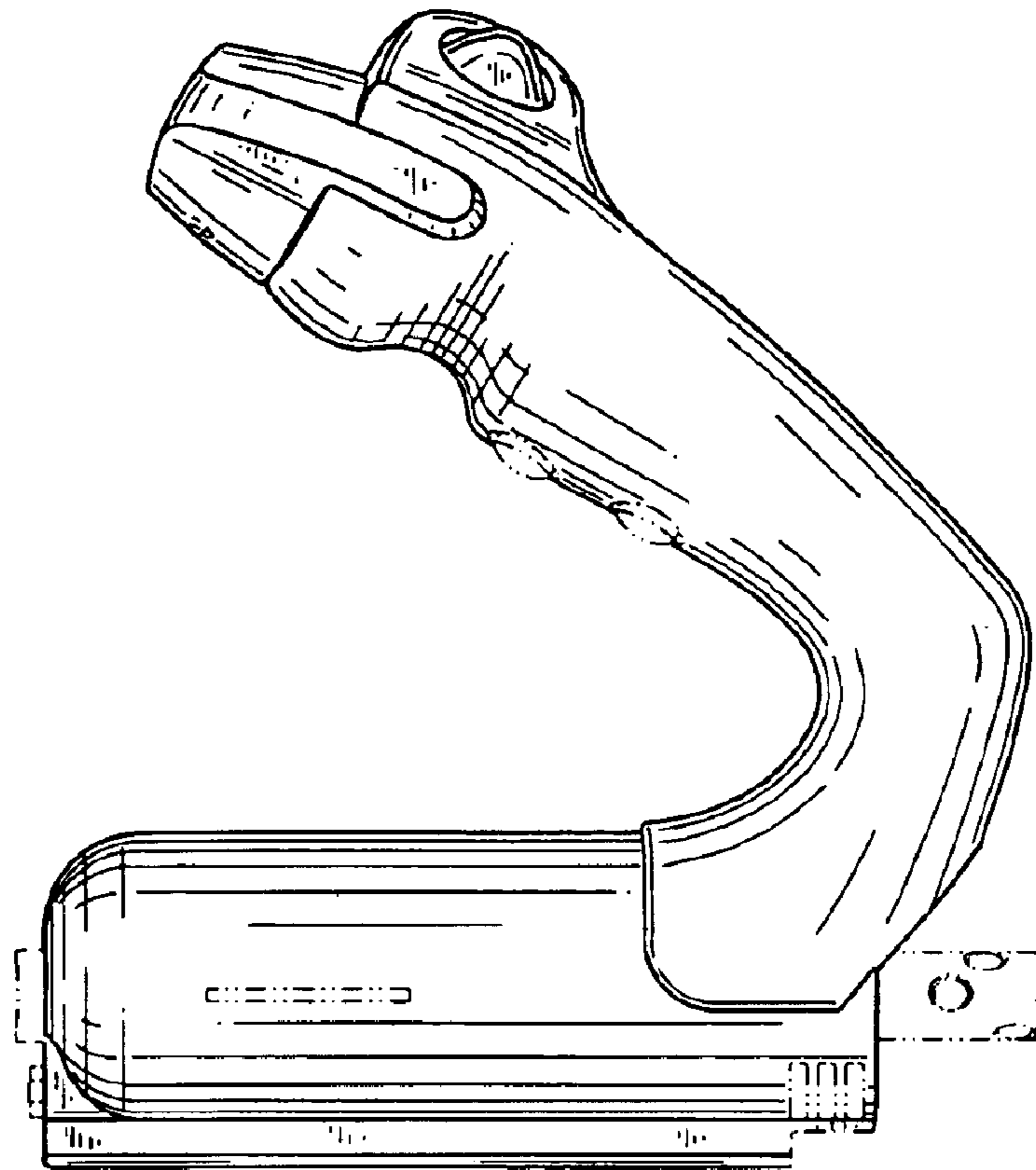


FIG. 2

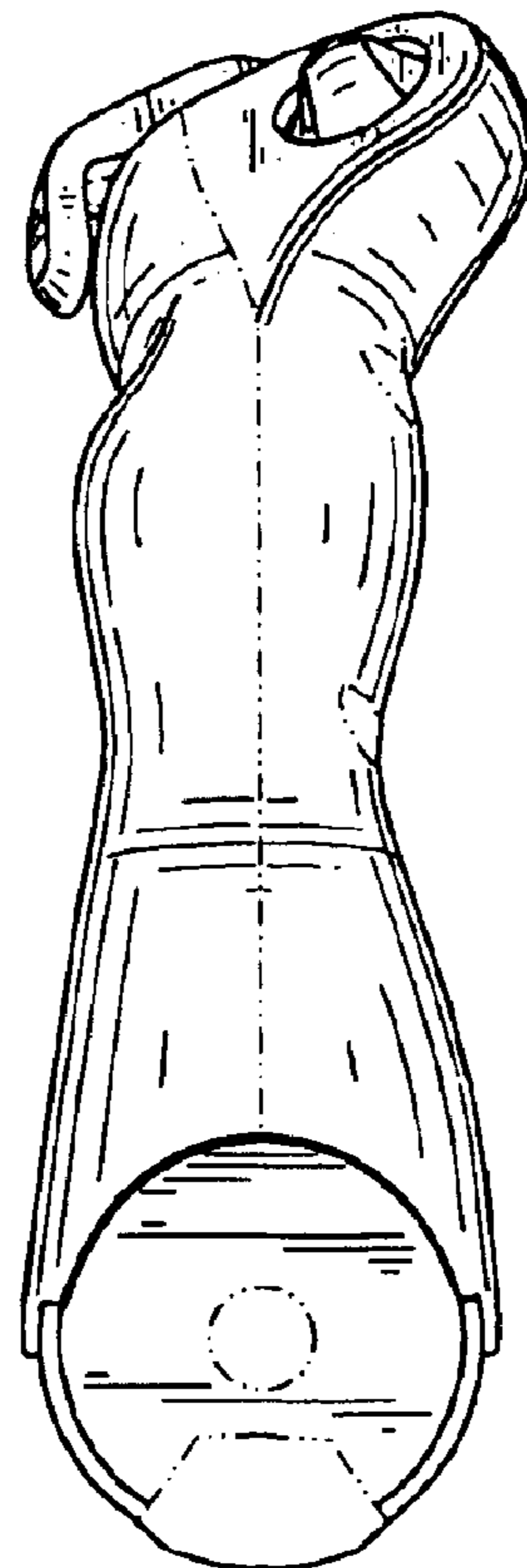


FIG. 3

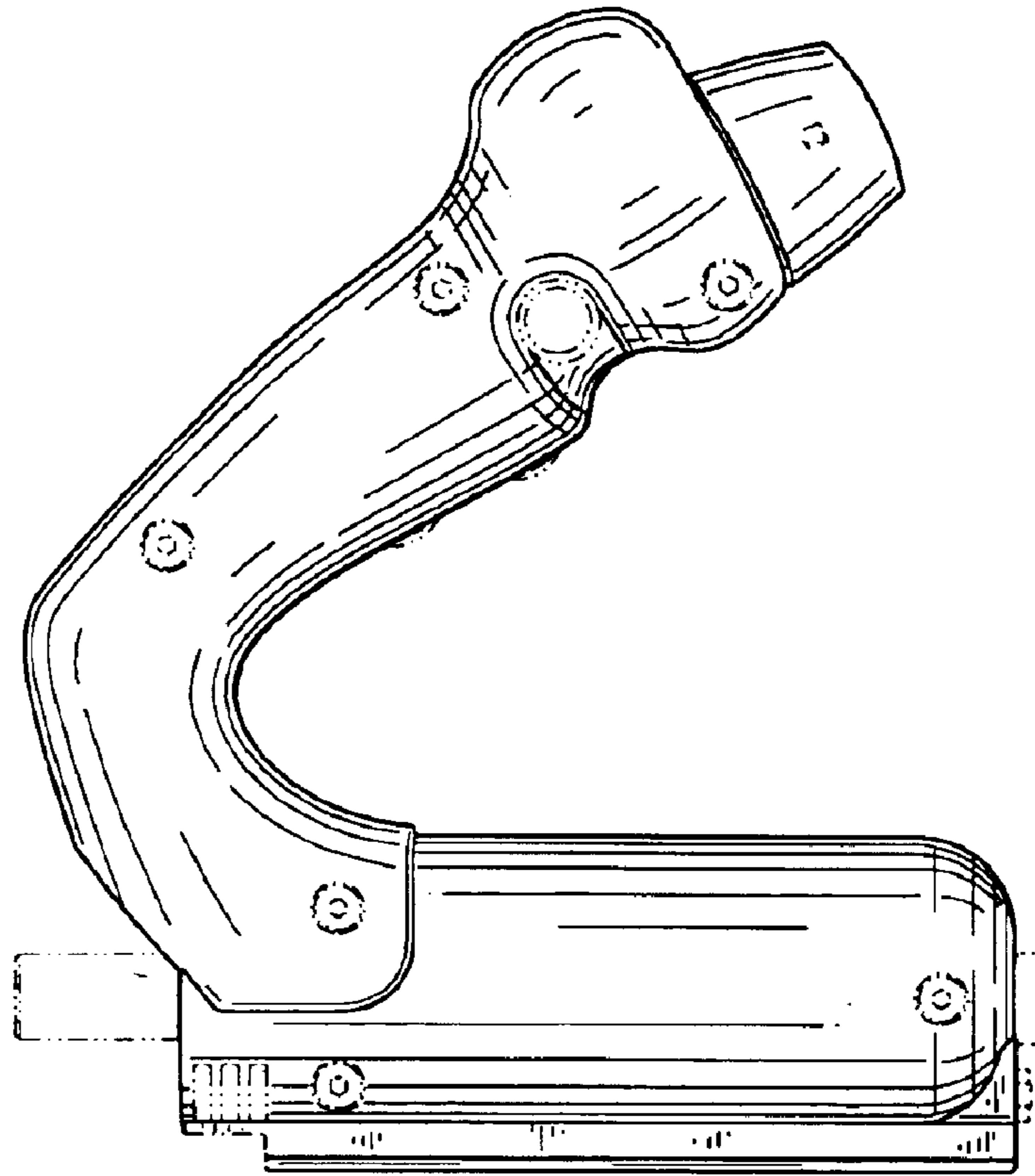
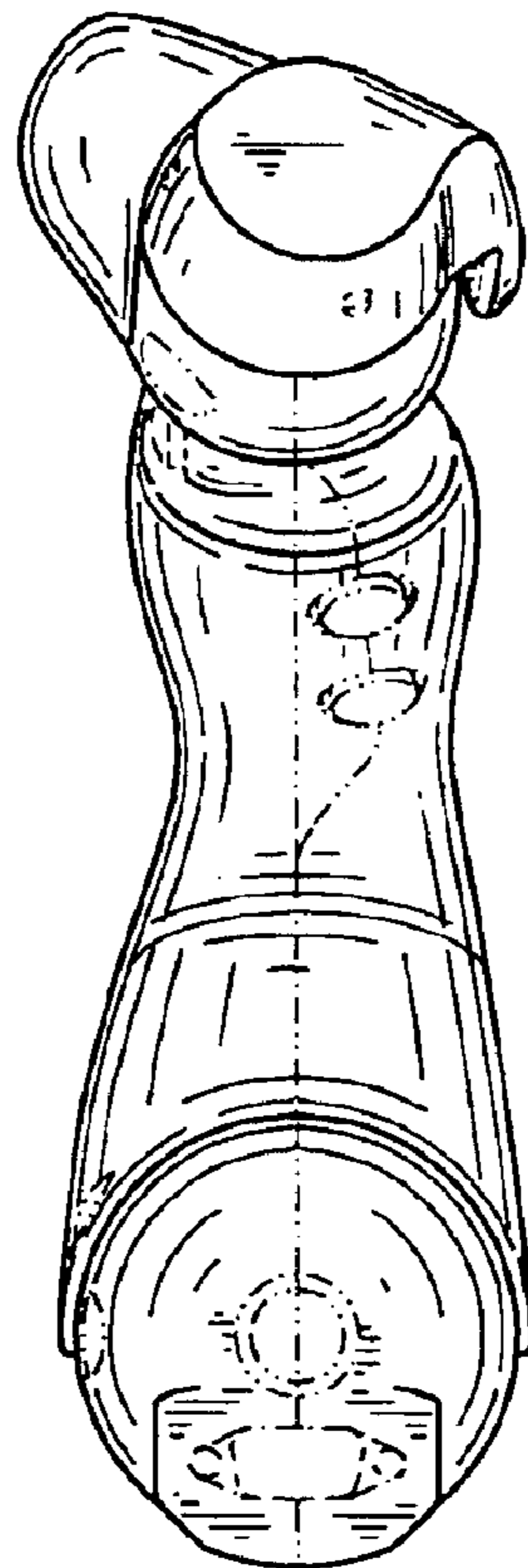


FIG. 4



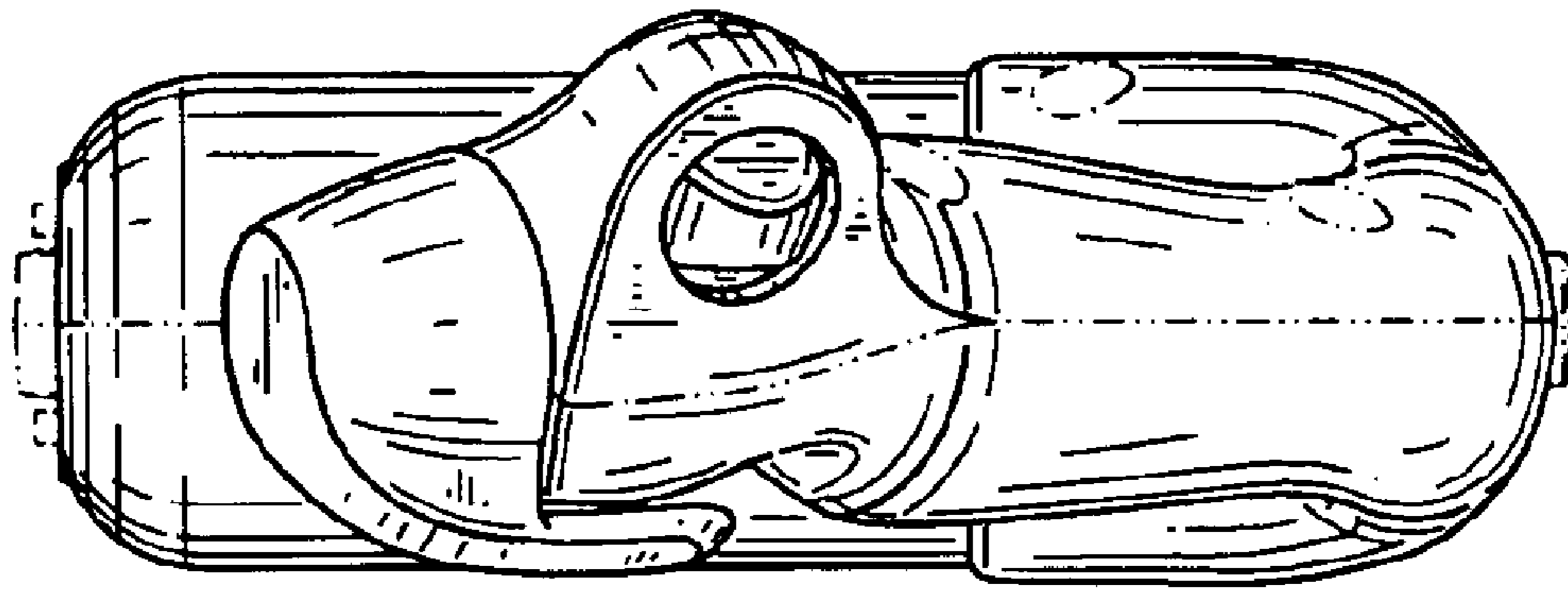


FIG. 5




FIG. 6