



US00D515765S

(12) **United States Design Patent**
Toronjo, III

(10) **Patent No.:** **US D515,765 S**

(45) **Date of Patent:** **** Feb. 21, 2006**

(54) **COVER FOR LIQUID WASTE CONTAINER**

(76) **Inventor:** **William R. Toronjo, III**, 3955 Studor Rd, Saginaw, MI (US) 48601

(**) **Term:** **14 Years**

(21) **Appl. No.:** **29/199,733**

(22) **Filed:** **Feb. 20, 2004**

(51) **LOC (8) Cl.** **09-09**

(52) **U.S. Cl.** **D34/11**

(58) **Field of Classification Search** D34/1-11;
220/908-910, 254, 352, 334, 335, 343; D9/435;
D15/150

See application file for complete search history.

(56) **References Cited**

U.S. PATENT DOCUMENTS

D95,877 S	*	6/1935	Doren et al.	D9/443
4,557,395 A	*	12/1985	DeLay, Jr.	220/86.1
4,635,950 A		1/1987	Le Sage et al.		
4,802,599 A		2/1989	Hill		
D333,199 S	*	2/1993	Long	D34/11
5,340,471 A		8/1994	Wilson et al.		
D353,151 S	*	12/1994	Poirier	D15/150
5,503,246 A	*	4/1996	Raboin et al.	184/1.5
5,549,586 A		8/1996	Gunya et al.		
D376,884 S	*	12/1996	Presnell et al.	D34/11
5,823,097 A		10/1998	Dirck		

D418,655 S	*	1/2000	Conti	D34/11
D420,188 S	*	2/2000	Betcher	D34/23
D440,369 S		4/2001	LaFollette, Jr. et al.		
6,345,692 B1	*	2/2002	Wilson	184/1.5
D482,834 S	*	11/2003	Bennett	D34/11
6,719,017 B1	*	4/2004	McArthur et al.	141/86
6,880,589 B2	*	4/2005	Camoli	141/98

* cited by examiner

Primary Examiner—Cynthia E. Ramirez


(57) **CLAIM**

The ornamental design for a cover for liquid waste container, as shown and described.

DESCRIPTION

FIG. 1 is a front elevational view of a cover for liquid waste container showing my new design;
 FIG. 2 is a rear elevational view thereof;
 FIG. 3 is a side view, taken from the left side of FIG. 1;
 FIG. 4 is a side view, taken from the right side of FIG. 1;
 FIG. 5 is a top plan view thereof;
 FIG. 6 is a bottom plan view thereof; and,
 FIG. 7 is a perspective view of my cover in use on a portable waste container.
 The dotted lines showing a portable waste container on FIG. 7 are for illustrative purposes only and form no part of my invention.

1 Claim, 4 Drawing Sheets



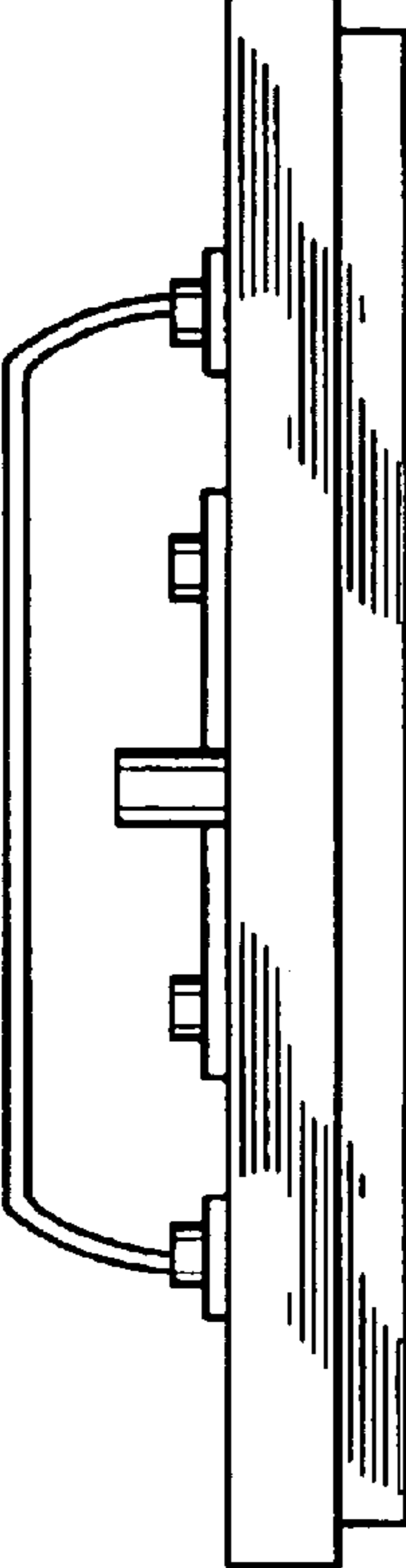


FIG. 1

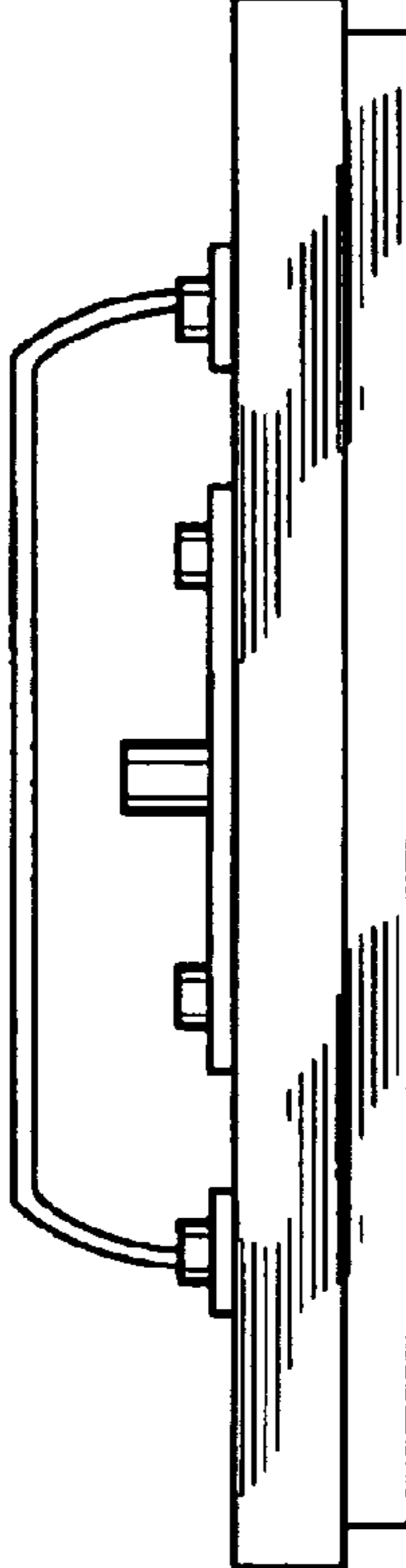


FIG. 2

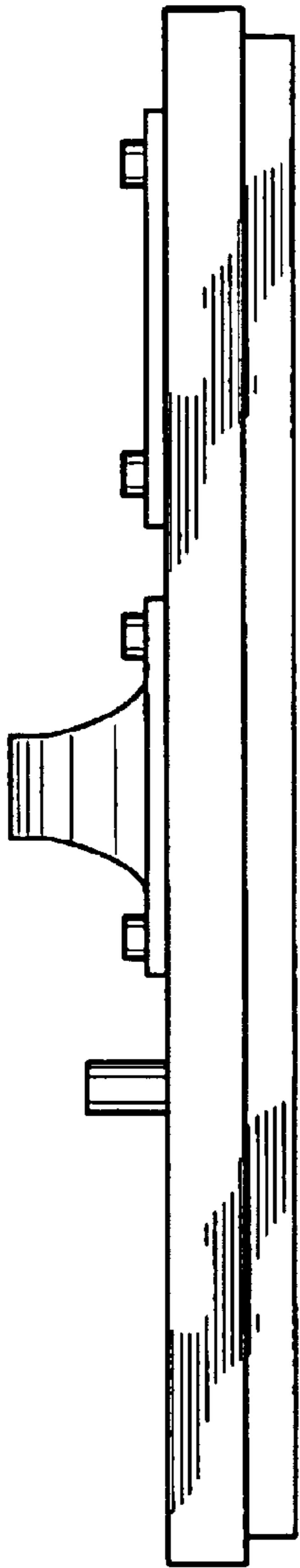


FIG. 3

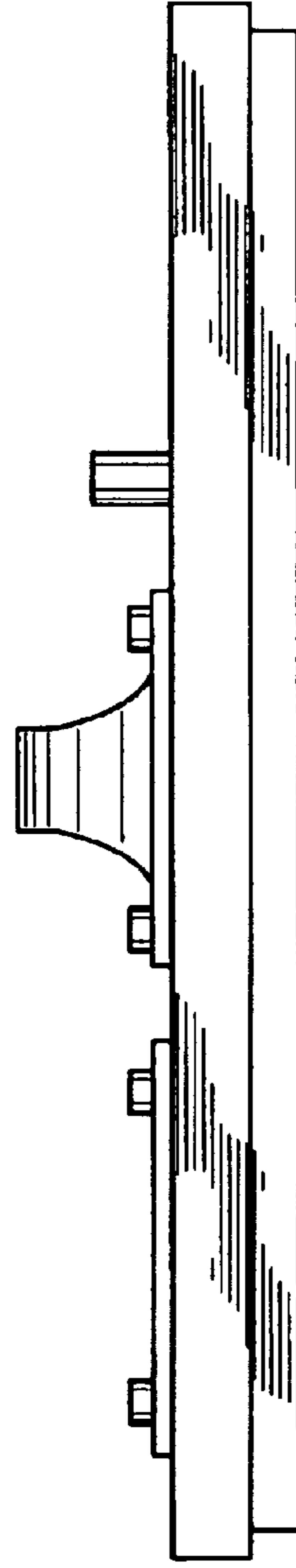


FIG. 4

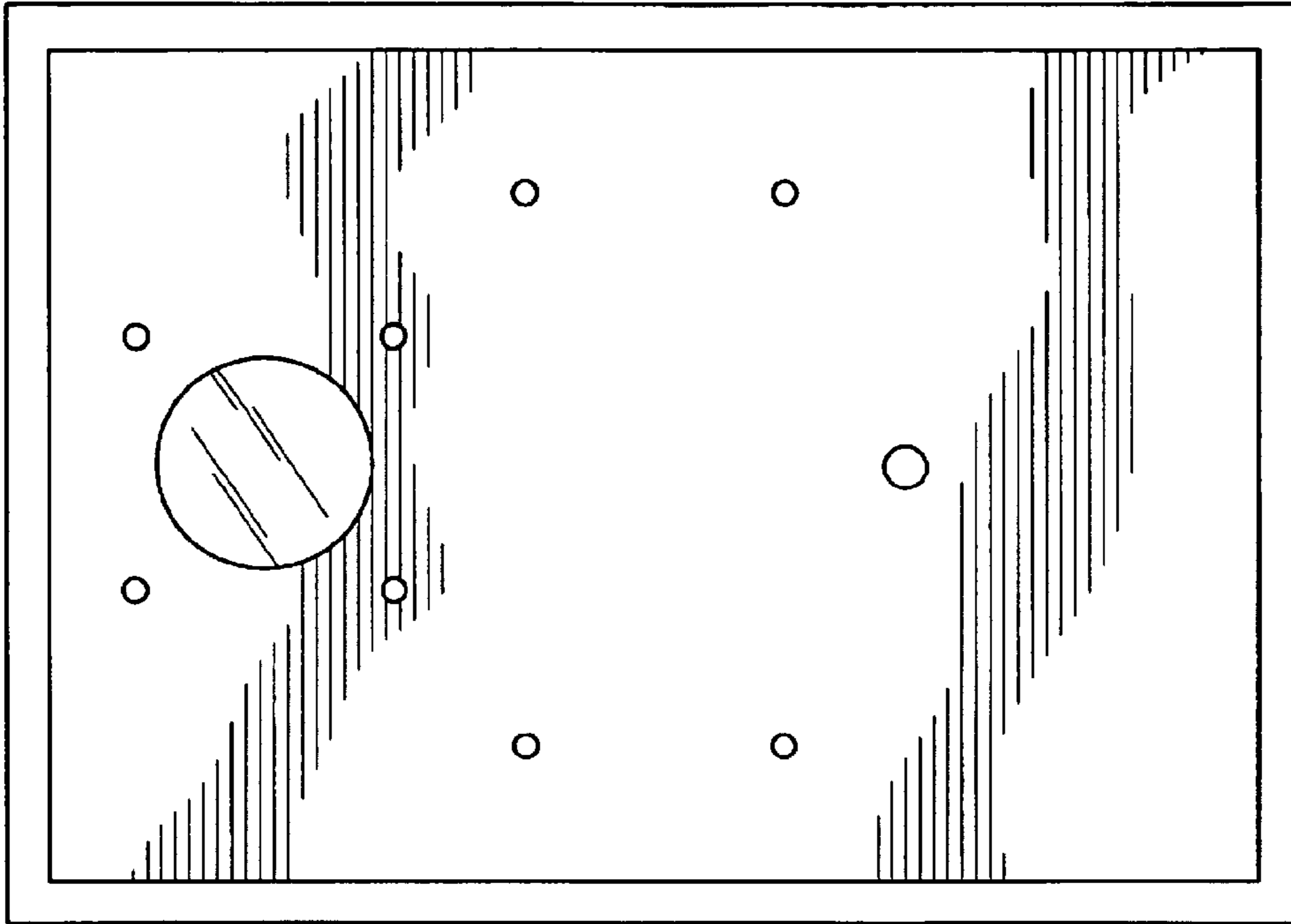


FIG. 6

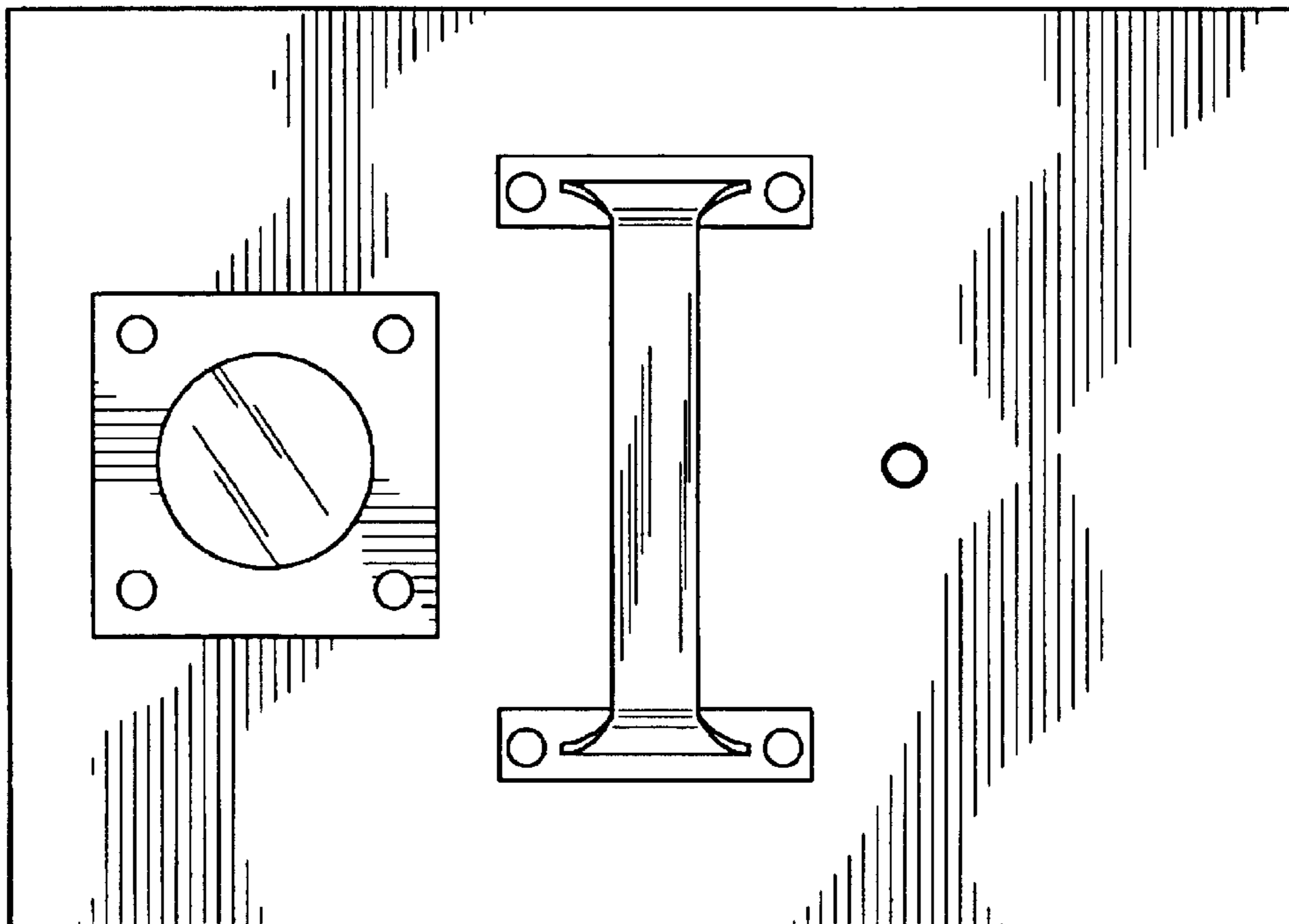


FIG. 5

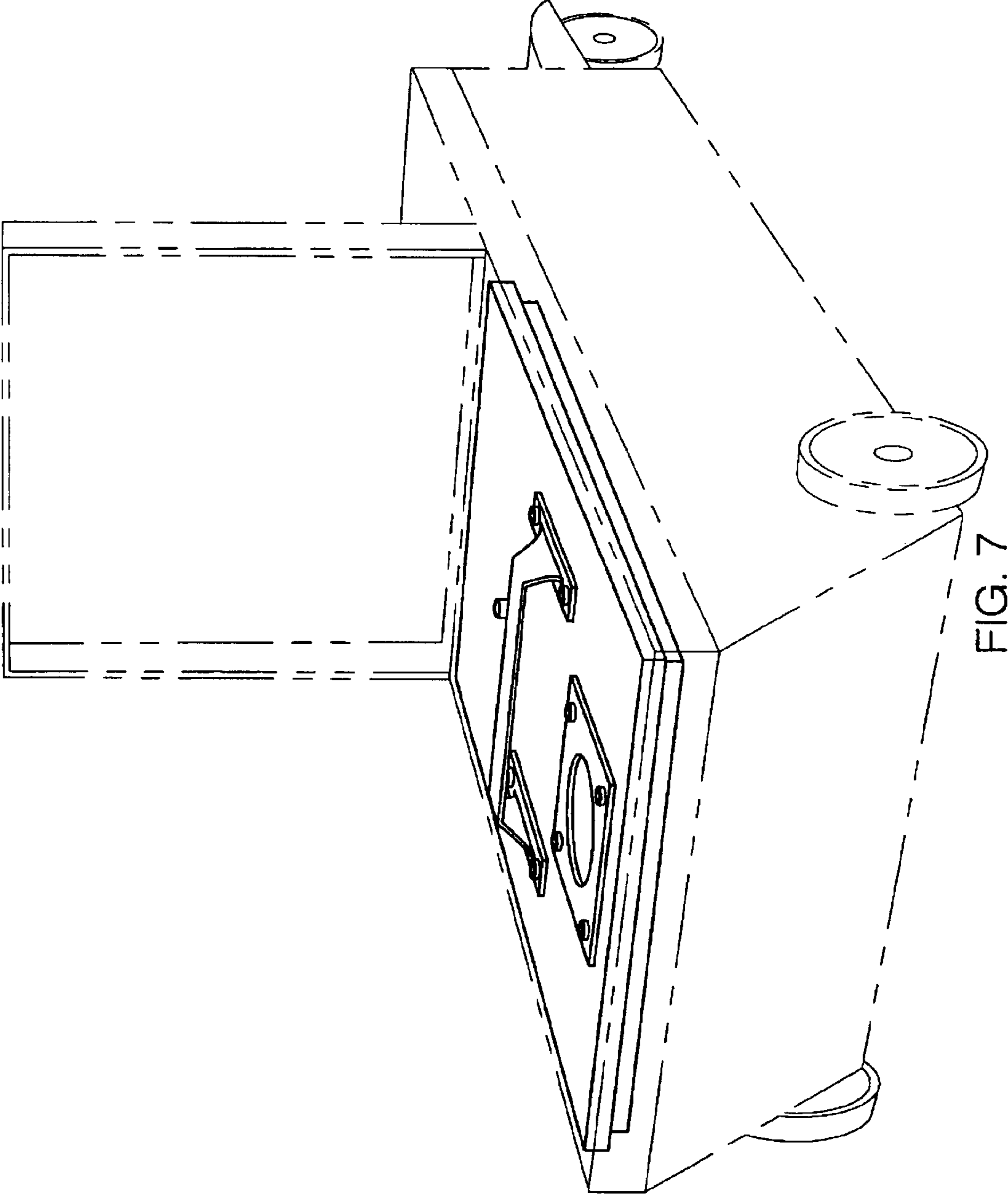


FIG. 7