



US00D515759S

(12) **United States Design Patent**
Fischer

(10) **Patent No.:** **US D515,759 S**
(45) **Date of Patent:** **** Feb. 21, 2006**

(54) **WET WIPER**
(75) **Inventor:** **Klaus Jürgen Fischer, Holzappel (DE)**
(73) **Assignee:** **Leifheit AG, Nassau (DE)**
(**) **Term:** **14 Years**

5,888,006 A * 3/1999 Ping et al. 401/139
D409,343 S * 5/1999 Kingry et al. D32/50
6,101,661 A * 8/2000 Policicchio et al. 15/228
D458,427 S * 6/2002 Kunkler et al. D32/45
D482,829 S * 11/2003 Vosbikian et al. D32/45
D486,616 S * 2/2004 Hall et al. D32/45
D487,174 S * 2/2004 Colman et al. D32/45
D497,699 S * 10/2004 Chi-Hsiang et al. D32/45
D505,762 S * 5/2005 Lalanne et al. D32/45

(21) **Appl. No.:** **29/192,960**
(22) **Filed:** **Oct. 29, 2003**

* cited by examiner

(30) **Foreign Application Priority Data**

Apr. 29, 2003 (DE) 4 03 03 243

Primary Examiner—Cynthia E. Ramirez
(74) *Attorney, Agent, or Firm*—Frishauf, Holtz, Goodman & Chick, P.C.

(51) **LOC (8) Cl.** **04-01**
(52) **U.S. Cl.** **D32/45**
(58) **Field of Classification Search** D32/42,
D32/40, 50, 45, 51, 52; 15/116.2, 119.2, 244.1,
15/244.2, 244.3, 143.1, 228, 231, 232, 233;
401/137–140, 188 R, 268, 270, 278, 279
See application file for complete search history.

(57) **CLAIM**

The ornamental design for a wet wiper, as shown and described.

DESCRIPTION

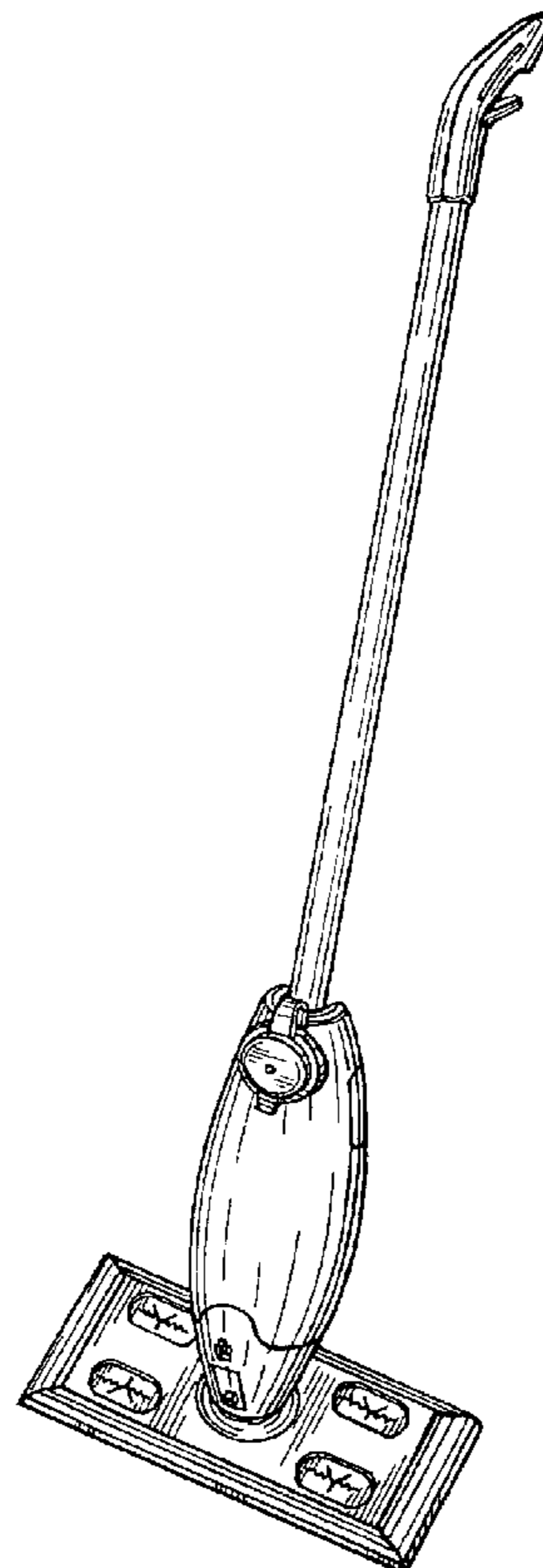
FIG. 1 is a top, front, right-side perspective view of a wet wiper showing my new design;
FIG. 2 is a front elevational view thereof;
FIG. 3 is a left side elevational view thereof, the right side elevational view being a mirror image;
FIG. 4 is a rear elevational view thereof;
FIG. 5 is a top plan view thereof; and,
FIG. 6 is a bottom plan view thereof.

(56) **References Cited**

U.S. PATENT DOCUMENTS

2,470,837 A * 5/1949 Polson 401/138
4,119,386 A * 10/1978 Cushing 401/138
D401,703 S * 11/1998 Beechuk et al. D32/45
D402,776 S * 12/1998 Carlson D32/50
5,876,141 A * 3/1999 Hsu 401/207

1 Claim, 2 Drawing Sheets



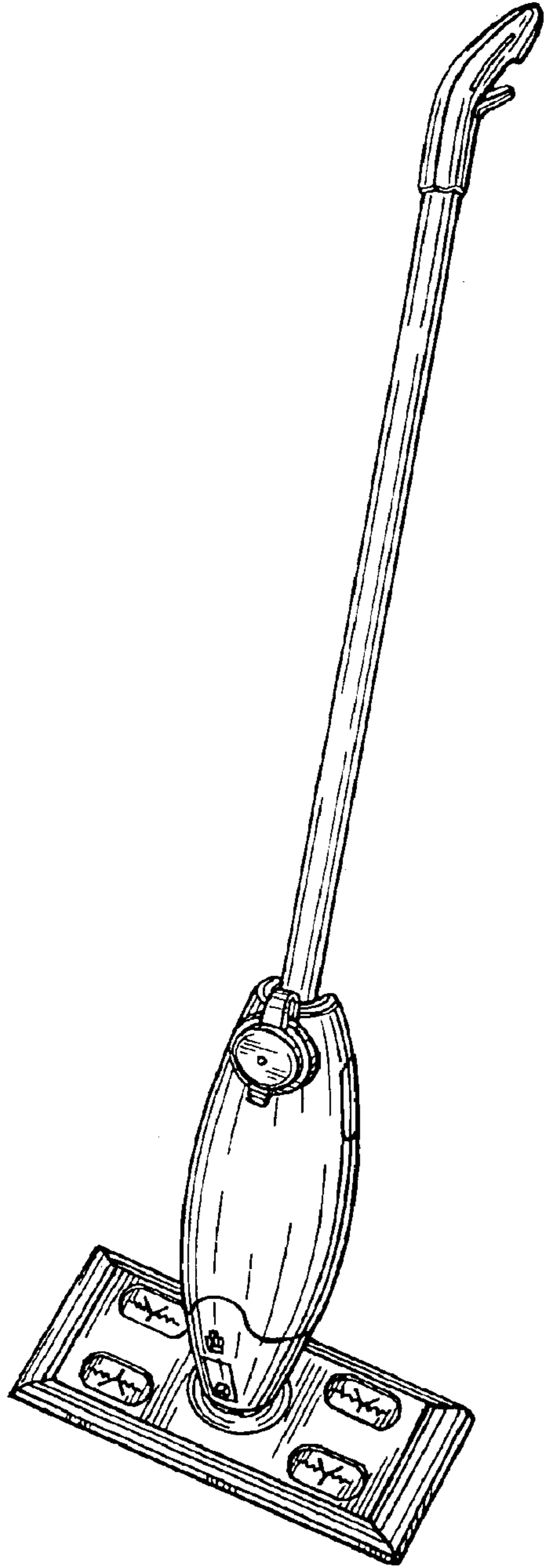


Fig. 1

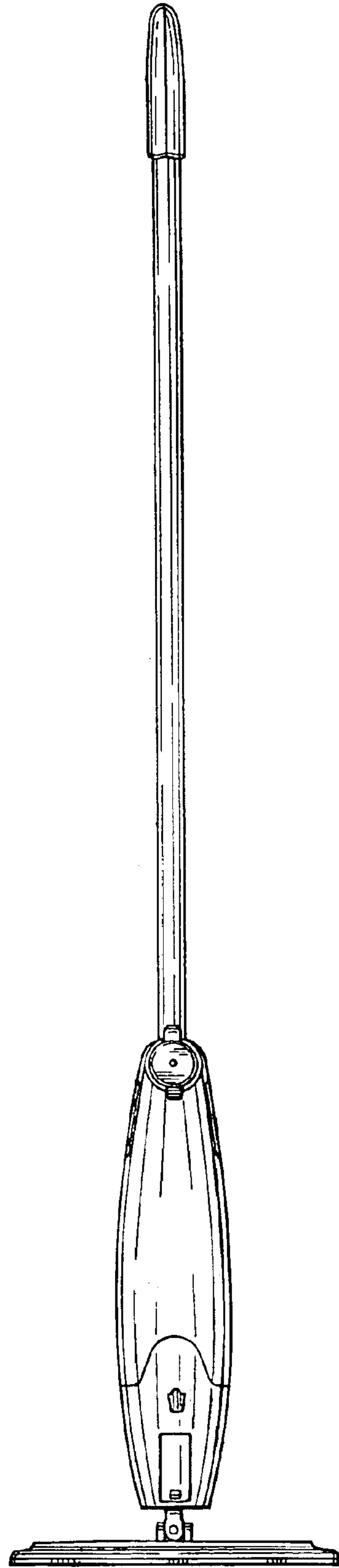


Fig. 2

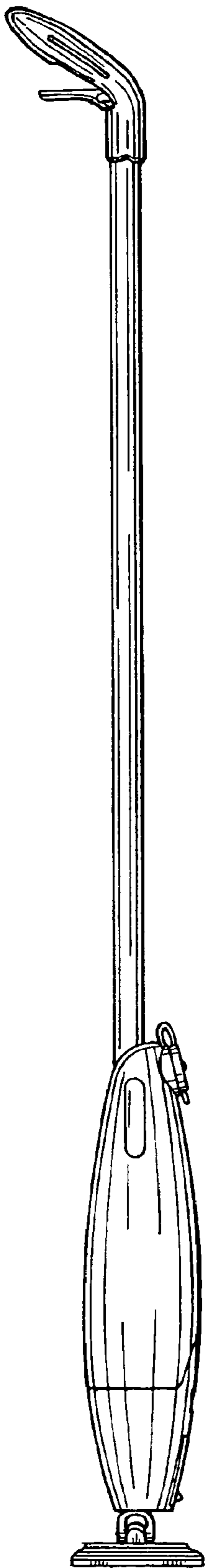


Fig. 3

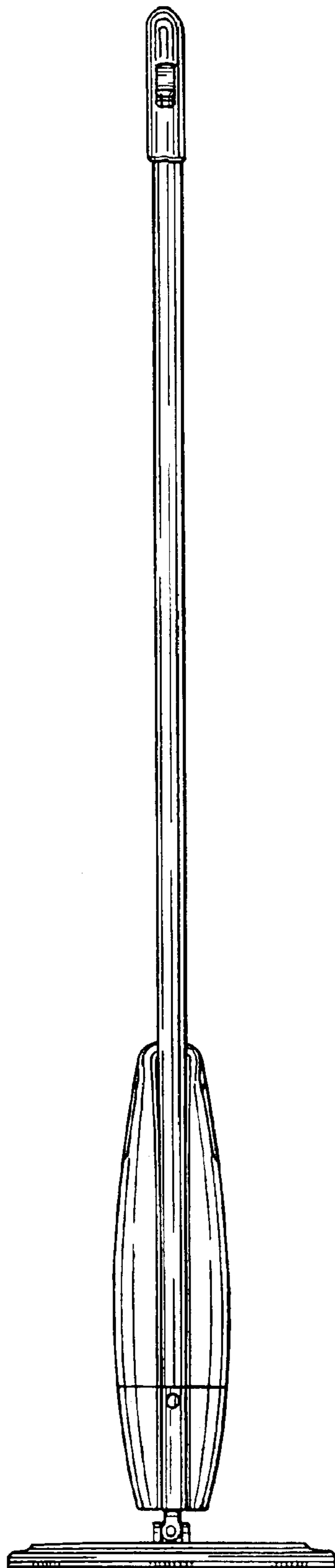


Fig. 4

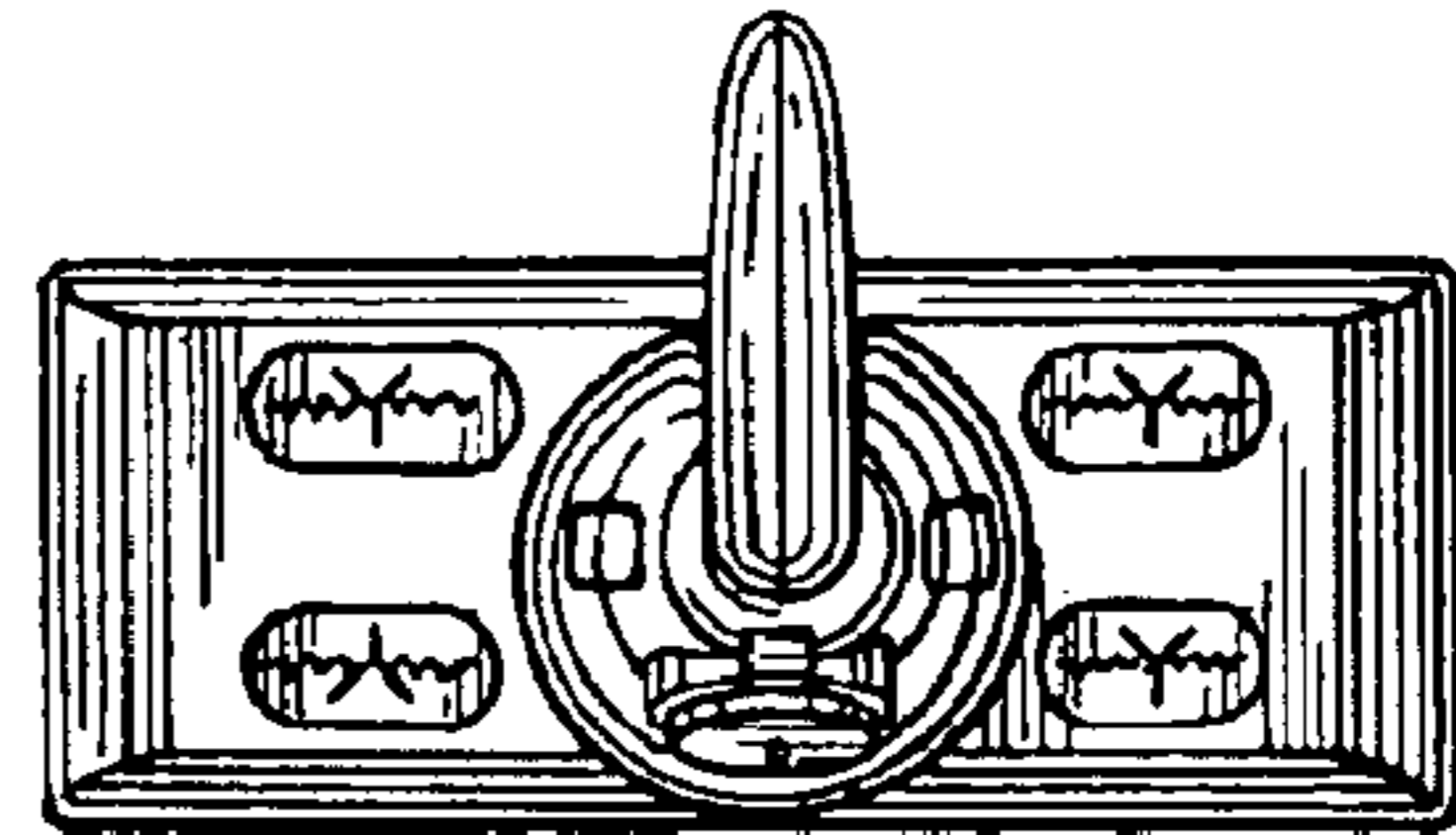


Fig. 5

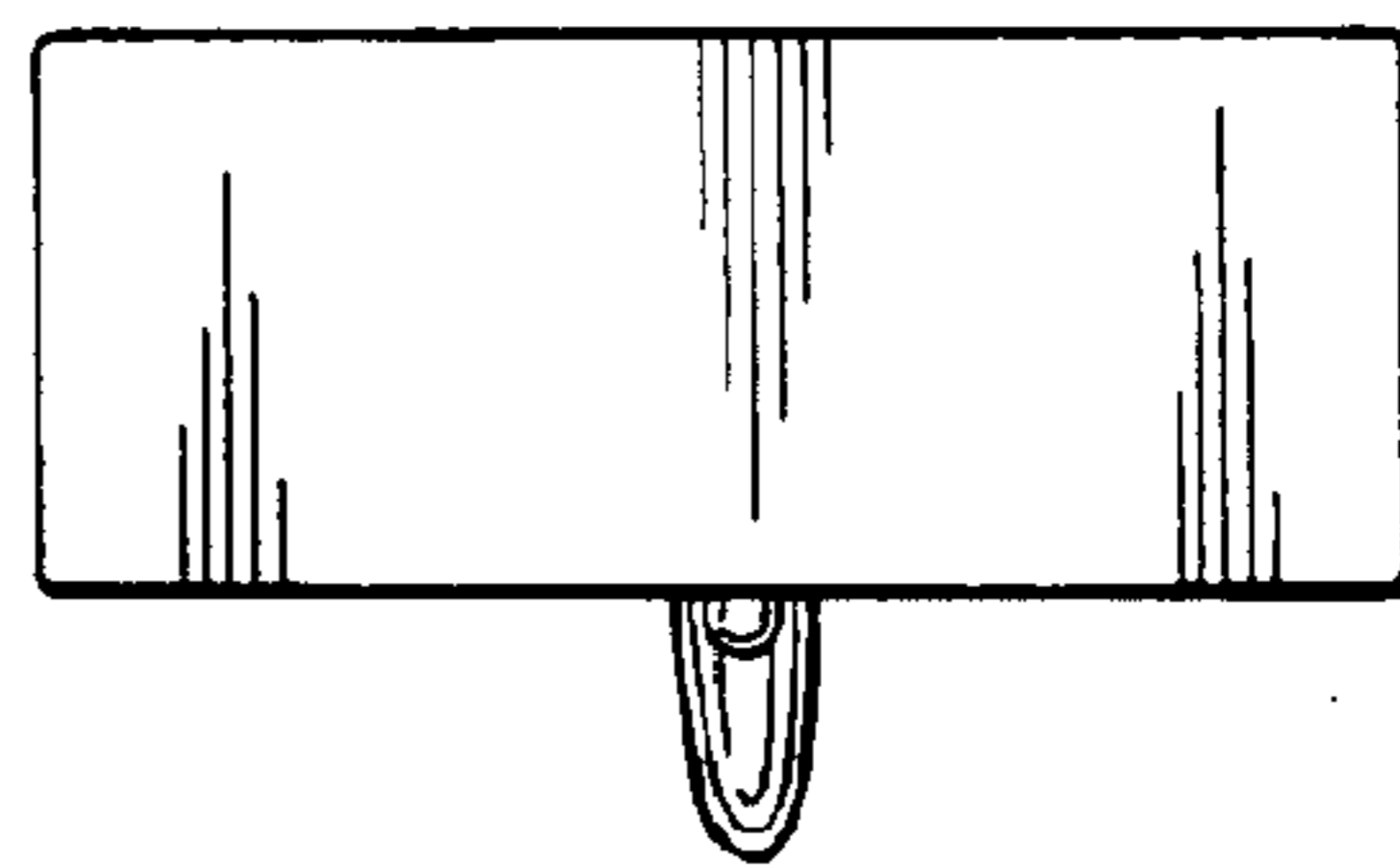


Fig. 6