



US00D515757S

(12) **United States Design Patent**
Leyden

(10) **Patent No.: US D515,757 S**

(45) **Date of Patent: ** Feb. 21, 2006**

(54) **UPRIGHT VACUUM CLEANER NOZZLE ASSEMBLY**

(75) **Inventor: Christian S. Leyden, Danville, KY (US)**

(73) **Assignee: Panasonic Corporation of North America, Secaucus, NJ (US)**

(**) **Term: 14 Years**

(21) **Appl. No.: 29/211,121**

(22) **Filed: Aug. 11, 2004**

(51) **LOC (8) Cl. 15-05**

(52) **U.S. Cl. D32/32**

(58) **Field of Classification Search** D32/21-22, D32/25, 31-34; 15/320-324, 327.1, 334, 15/337, 339, 350-354, 361, 366, 383-384, 15/410-412, 415.1, DIG. 10; 55/428, DIG. 3, 55/337, 345; 95/268, 271

See application file for complete search history.

(56) **References Cited**

U.S. PATENT DOCUMENTS

D329,512 S	*	9/1992	McKnight et al.	D32/32
D356,880 S	*	3/1995	Kieft	D32/31
D412,227 S	*	7/1999	Wareham et al.	D32/32
D423,741 S	*	4/2000	Sato	D32/32
D431,334 S	*	9/2000	Stephens et al.	D32/32
D469,936 S		2/2003	Mehaffey	
D469,937 S	*	2/2003	Leyden	D32/32

D473,986 S	*	4/2003	Parr et al.	D32/32
D481,845 S		11/2003	Leyden et al.	
D485,027 S		1/2004	Brown	
D487,323 S		3/2004	Leyden et al.	
D488,274 S		4/2004	Leyden et al.	
D488,894 S		4/2004	Leyden	
D488,897 S		4/2004	Leyden	
D498,029 S	*	11/2004	Downey et al.	D32/32
D499,850 S	*	12/2004	Leyden	D32/32
D506,047 S	*	6/2005	Alford et al.	D32/32

* cited by examiner

Primary Examiner—Ruth McInroy

(74) *Attorney, Agent, or Firm*—King & Schickli, PLLC

(57) **CLAIM**

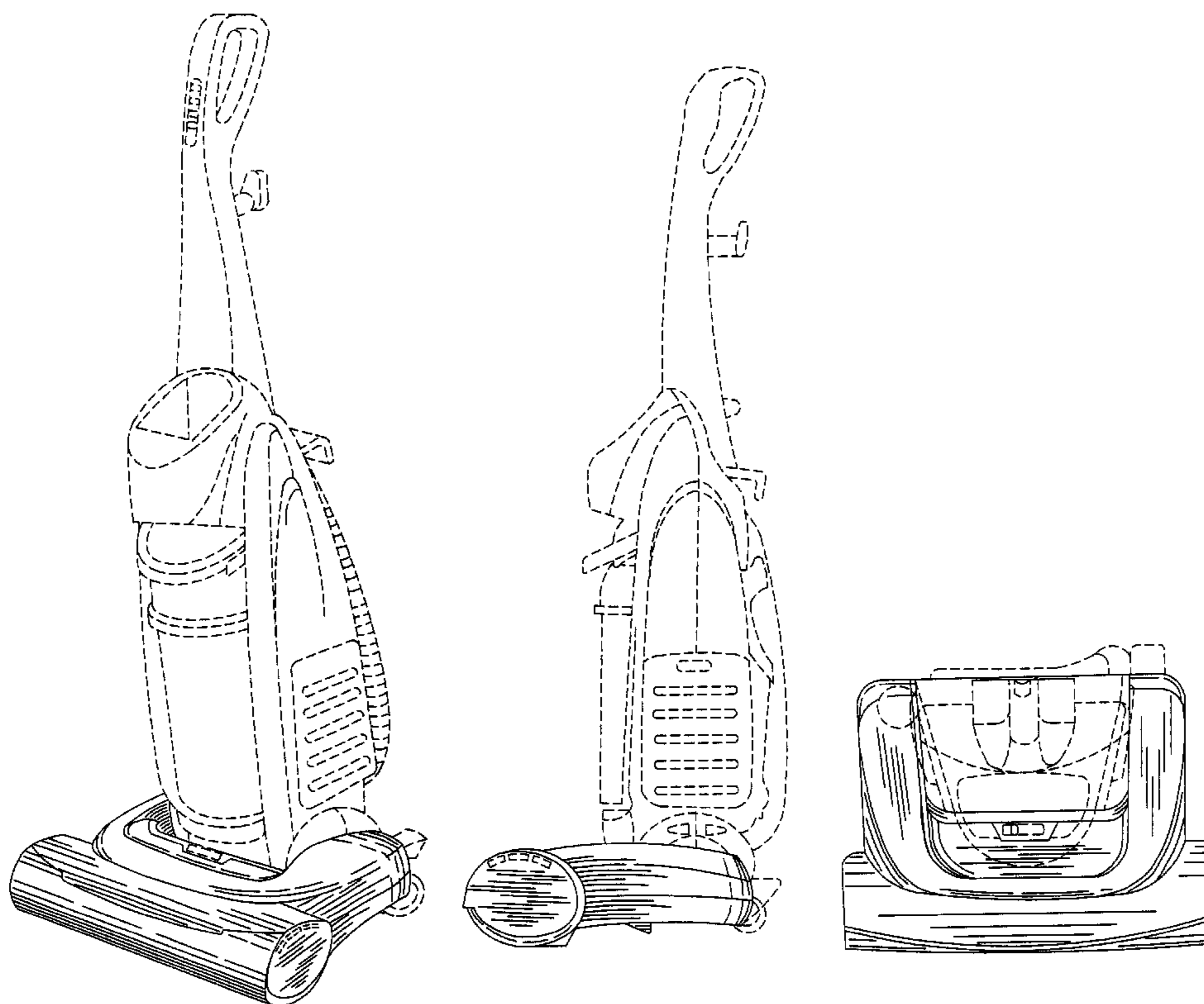
The ornamental design for an upright vacuum cleaner nozzle assembly, as shown and described.

DESCRIPTION

FIG. 1 is a perspective view of an upright vacuum cleaner nozzle assembly showing my new design; FIG. 2 is a front elevational view thereof; FIG. 3 is a left side elevational view thereof; FIG. 4 is a right side elevational view thereof; FIG. 5 is a rear elevational view thereof; and, FIG. 6 is a top plan view thereof.

The broken lines in the Figures are for illustrative purposes only and form no part of the claimed design.

1 Claim, 6 Drawing Sheets



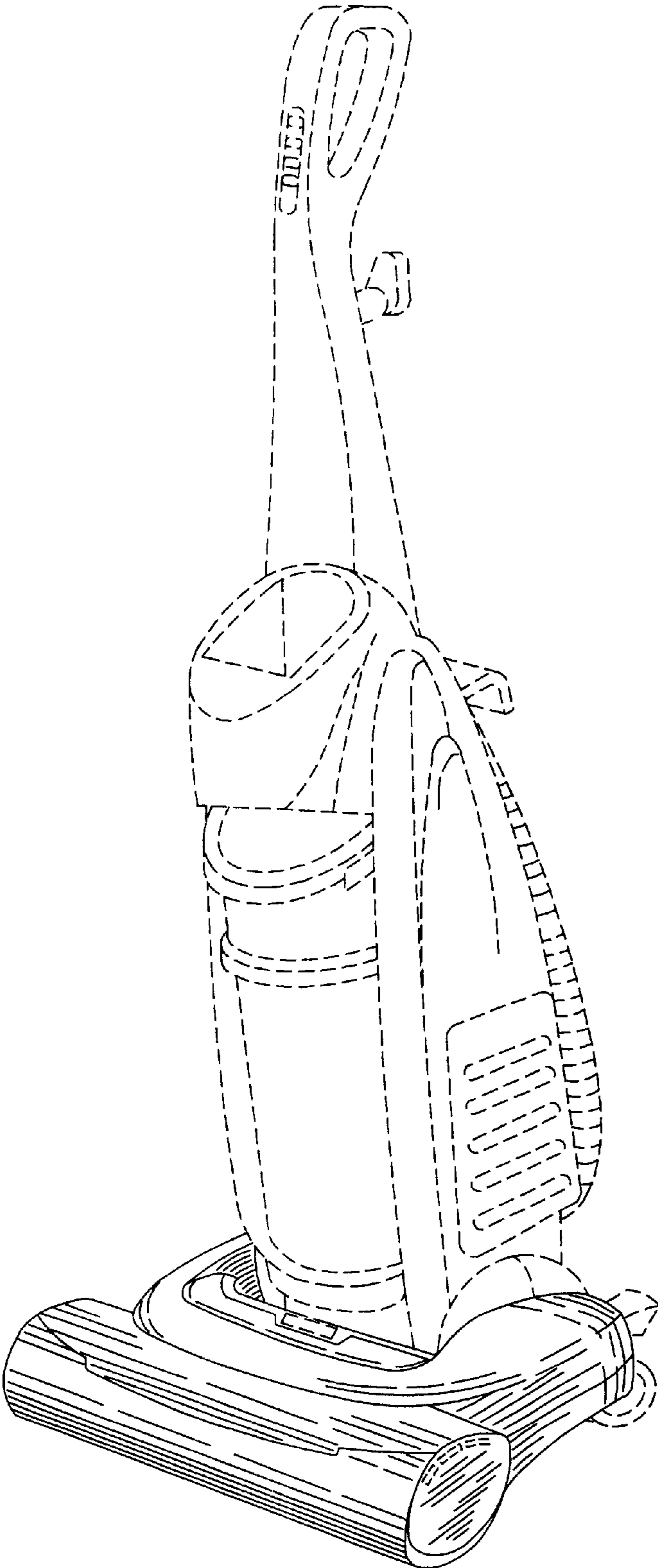


FIG. 1

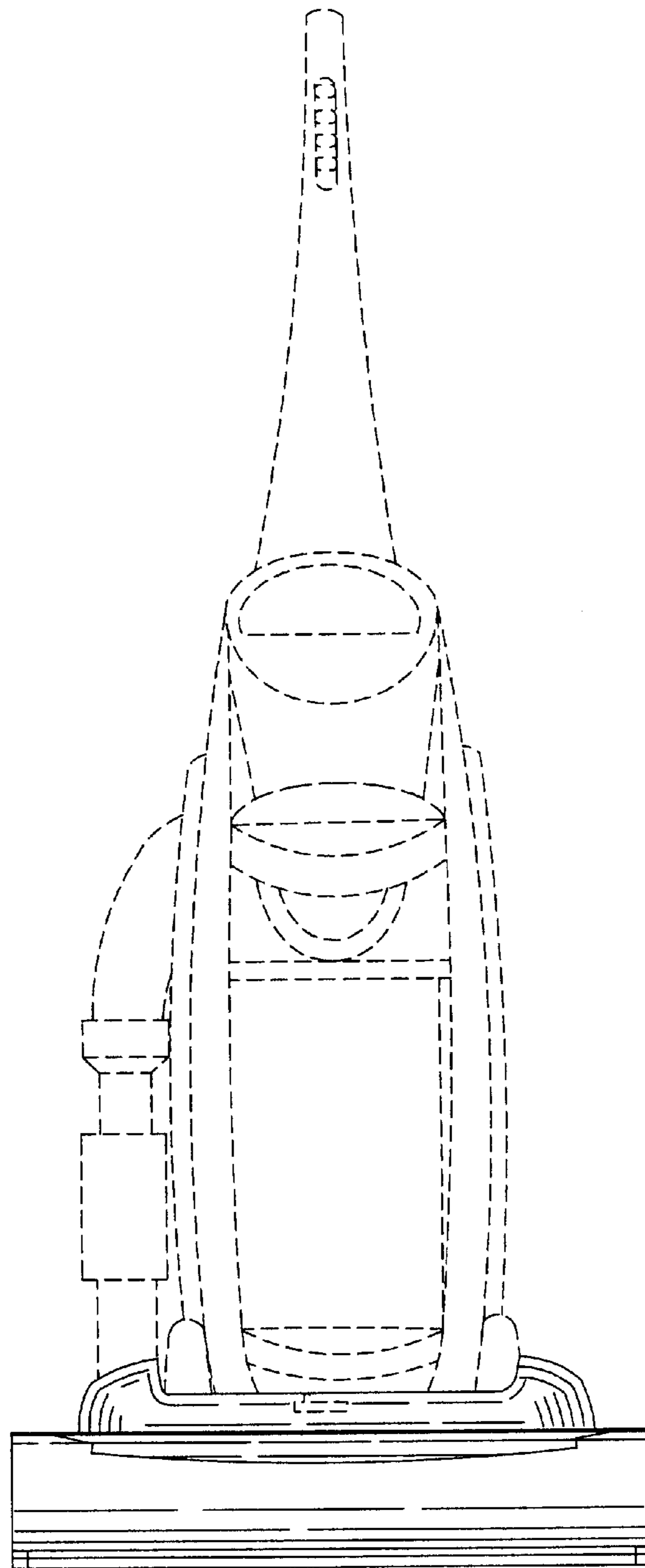


FIG. 2

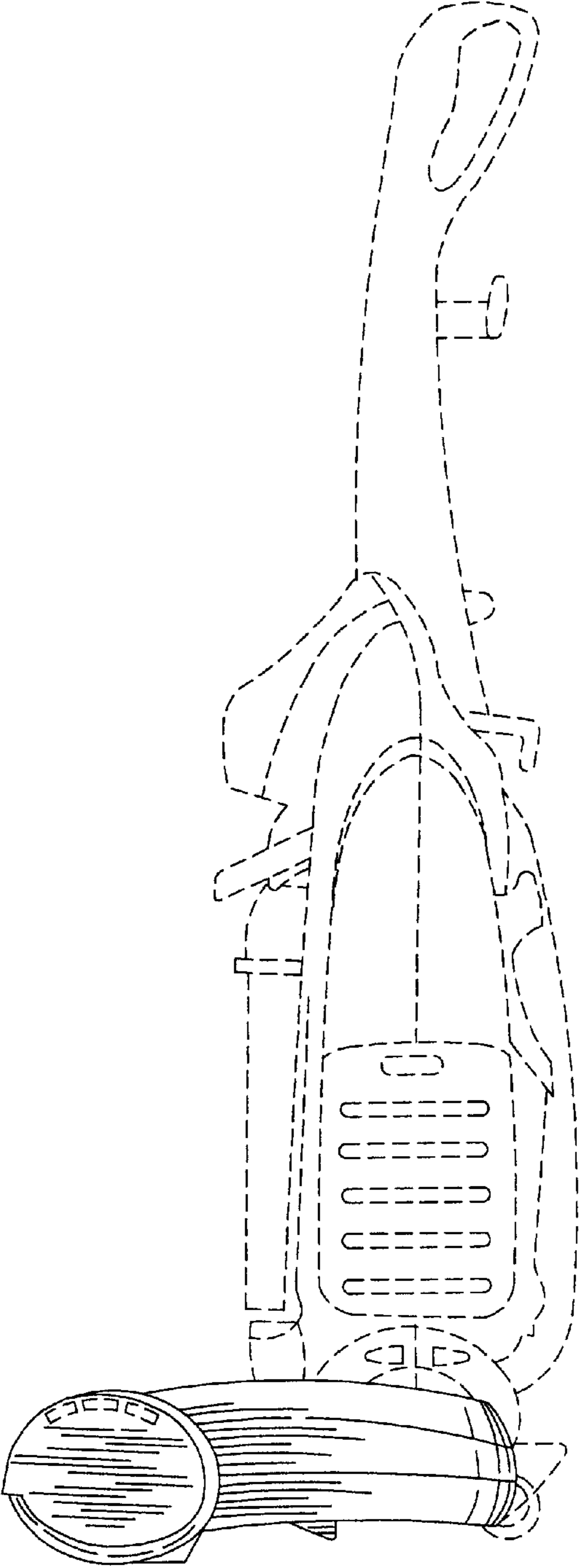


FIG. 3

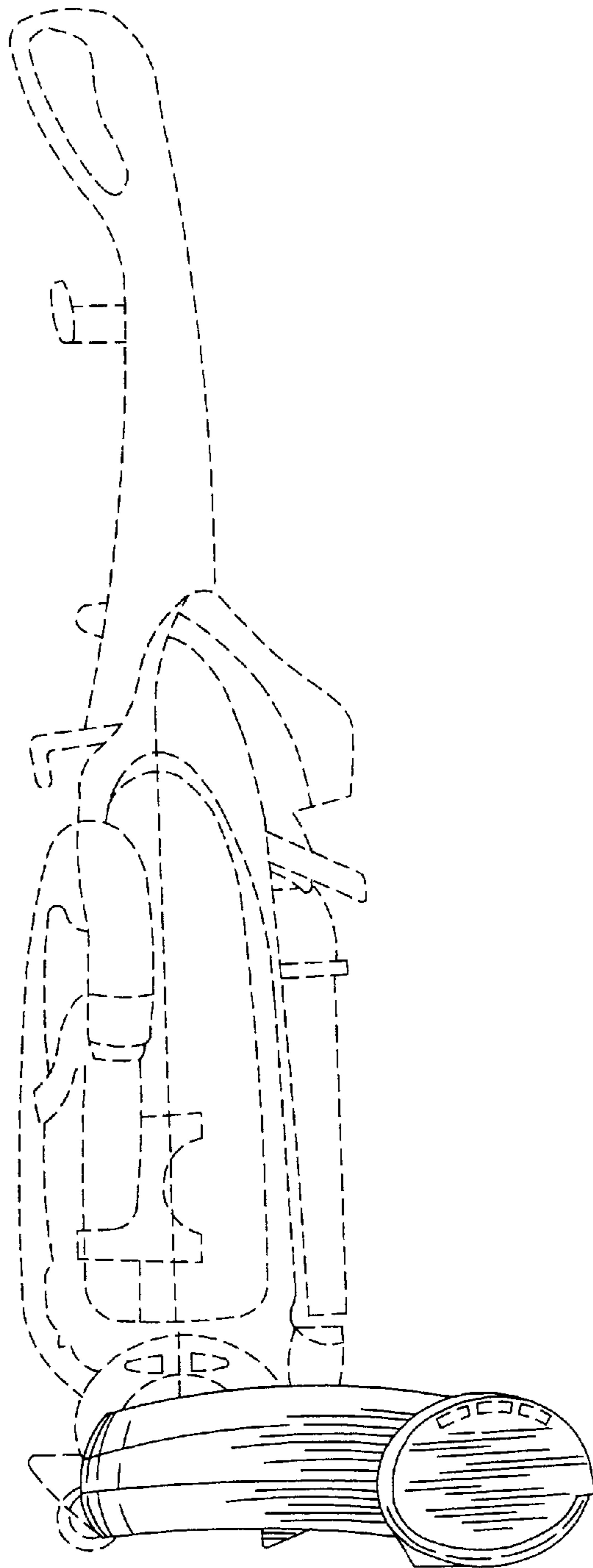


FIG. 4

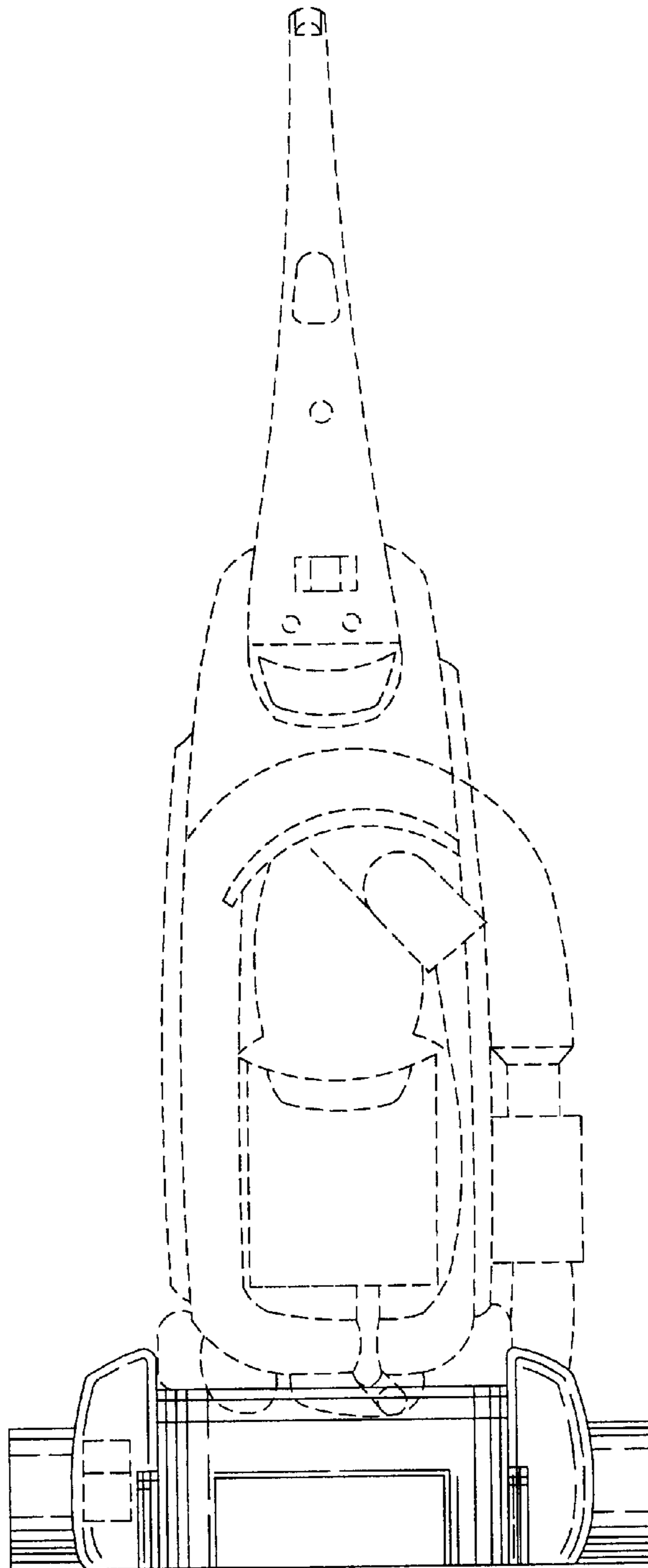


FIG. 5

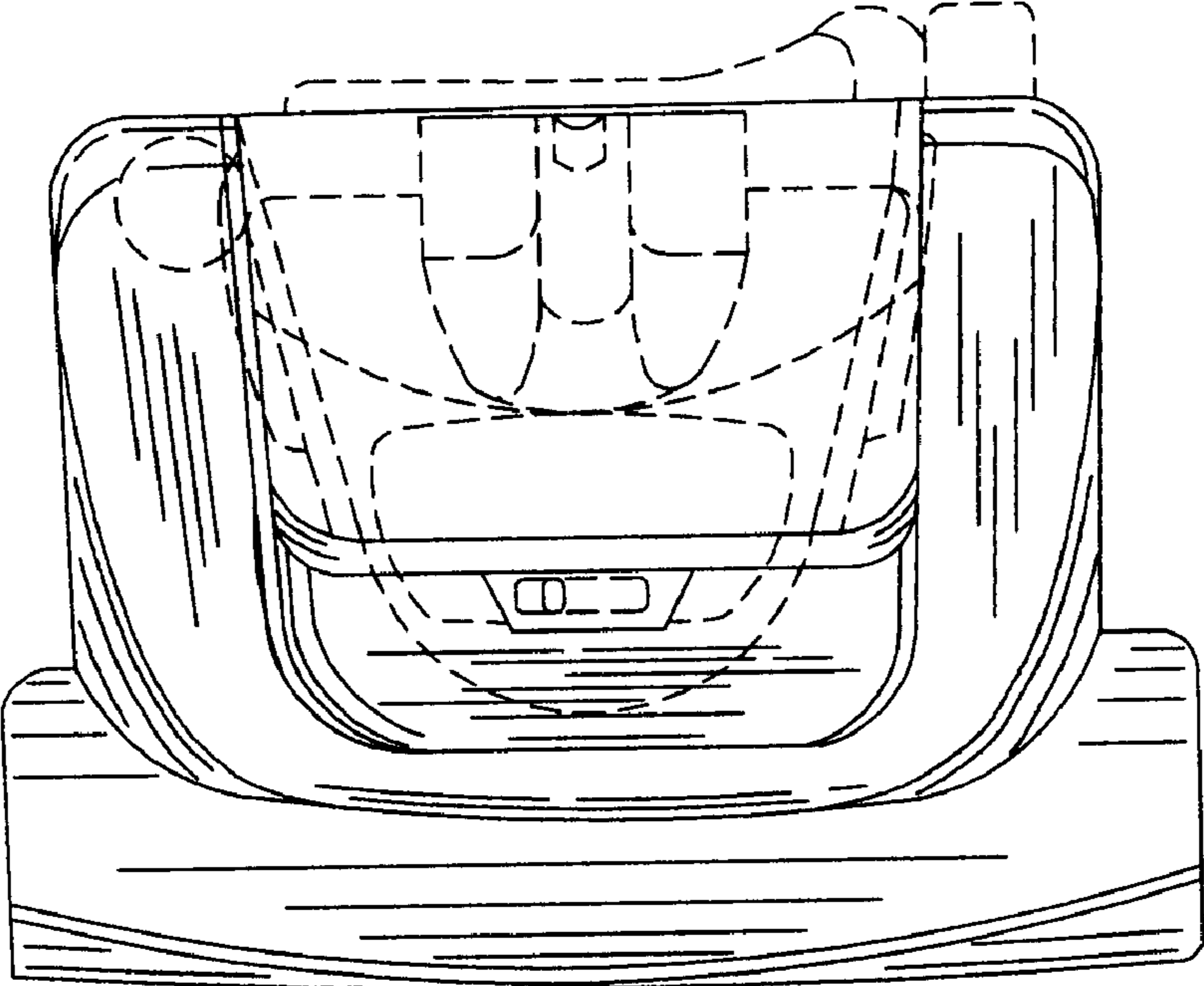


FIG. 6