



US00D515745S

(12) **United States Design Patent** (10) **Patent No.:** **US D515,745 S**
Leyva (45) **Date of Patent:** **** Feb. 21, 2006**

(54) **SHADE-PROVIDING SLEEVE**
(76) Inventor: **Connie E. Leyva**, 4745 E. Dwight Way,
Fresno, CA (US) 93702
(**) Term: **14 Years**
(21) Appl. No.: **29/187,261**
(22) Filed: **Jul. 30, 2003**
(51) **LOC (8) Cl.** **29-02**
(52) **U.S. Cl.** **D29/120.1**
(58) **Field of Classification Search** D29/100,
D29/120.1, 121.1; D2/610, 858, 860; D24/190;
2/16, 22, 23, 24, 59, 62, 126, 170, 2.5, 910,
2/911, 917, 455
See application file for complete search history.

D418,633 S * 1/2000 Ruth D29/120.1
D442,765 S * 5/2001 Newman D2/610
6,247,178 B1 * 6/2001 Bilda 2/59
6,272,688 B1 * 8/2001 Wilson 2/59
D487,171 S * 2/2004 Miller D29/120.1
6,775,844 B1 * 8/2004 Castillo 2/16
6,813,779 B1 * 11/2004 Williams 2/16
2001/0039673 A1 * 11/2001 Carraway 2/170
2003/0115654 A1 * 6/2003 Gregory et al. 2/16

* cited by examiner

Primary Examiner—Gary D. Watson
Assistant Examiner—T. Chase Nelson

(57) **CLAIM**

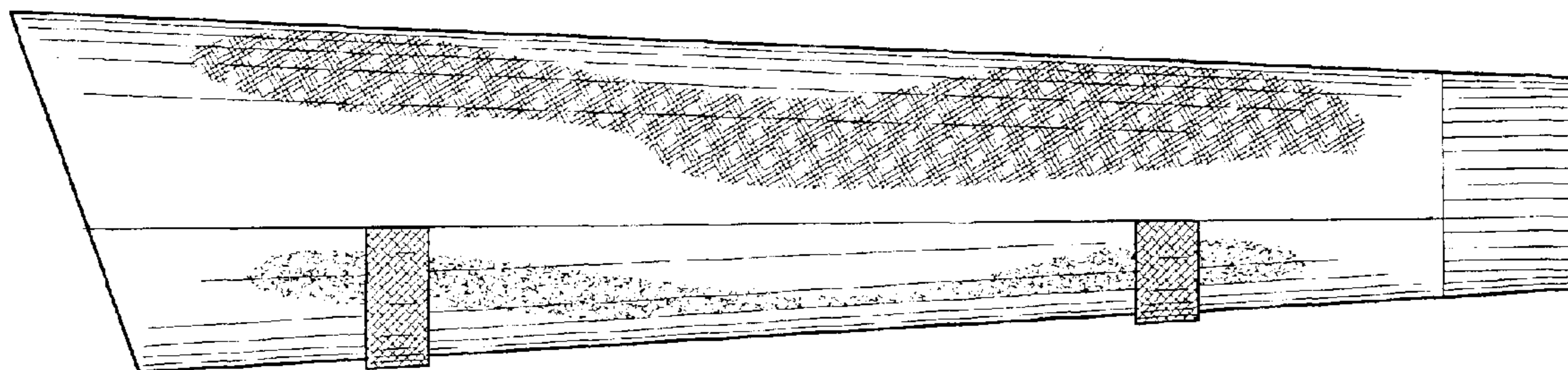
The ornamental design for a shade-providing sleeve, as shown and described.

(56) **References Cited**
U.S. PATENT DOCUMENTS
120,324 A * 10/1871 Reed D29/120.1
216,115 A * 6/1879 Smith D29/120.1
243,330 A * 6/1881 Upham 2/59
366,105 A * 7/1887 Holroyd D2/858
D278,566 S * 4/1985 Gustafson D29/120.1
D355,749 S * 2/1995 Spera D29/120.1
D359,835 S * 7/1995 Hadfield D2/610
D366,349 S * 1/1996 Barney D29/120.1
D366,850 S * 2/1996 Miller D10/109
5,511,241 A * 4/1996 Ziegler 2/2.5
5,638,546 A * 6/1997 Vita 2/59
D388,554 S * 12/1997 Broderick D29/120.1
D393,138 S * 4/1998 Frey D2/610
5,734,992 A * 4/1998 Ross 2/16
D398,720 S * 9/1998 Leshner, Jr. D29/120.1
5,918,315 A * 7/1999 Trachtenberg 2/126
5,924,130 A * 7/1999 Fragomeli 2/16
5,974,586 A * 11/1999 Reinoso 2/126

DESCRIPTION

FIG. 1 is a front elevational view of a shade-providing sleeve showing my new design, the rear elevational view being a mirror image thereof;
FIG. 2 is a side view, taken from the left side of FIG. 1;
FIG. 3 is a side view, taken from the right side of FIG. 1;
FIG. 4 is a top plan view thereof;
FIG. 5 is a bottom plan view thereof; and,
FIG. 6 is a perspective view thereof.
The dotted line showing an arm and hand in FIG. 6 is for illustrative purposes only and forms no part of my design. The fragmentary cross hatch shading seen on the shade-providing sleeve is understood to represent fabric and the fragmentary stipple shading is understood to represent a contrasting material. Both are understood to repeat uniformly throughout the surfaces upon which they are shown.

1 Claim, 3 Drawing Sheets



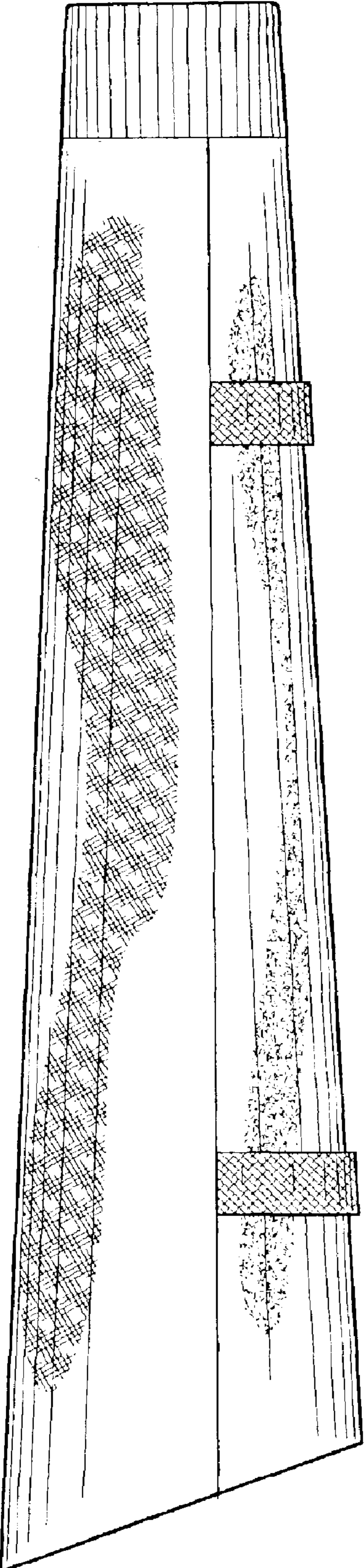


FIG. 1

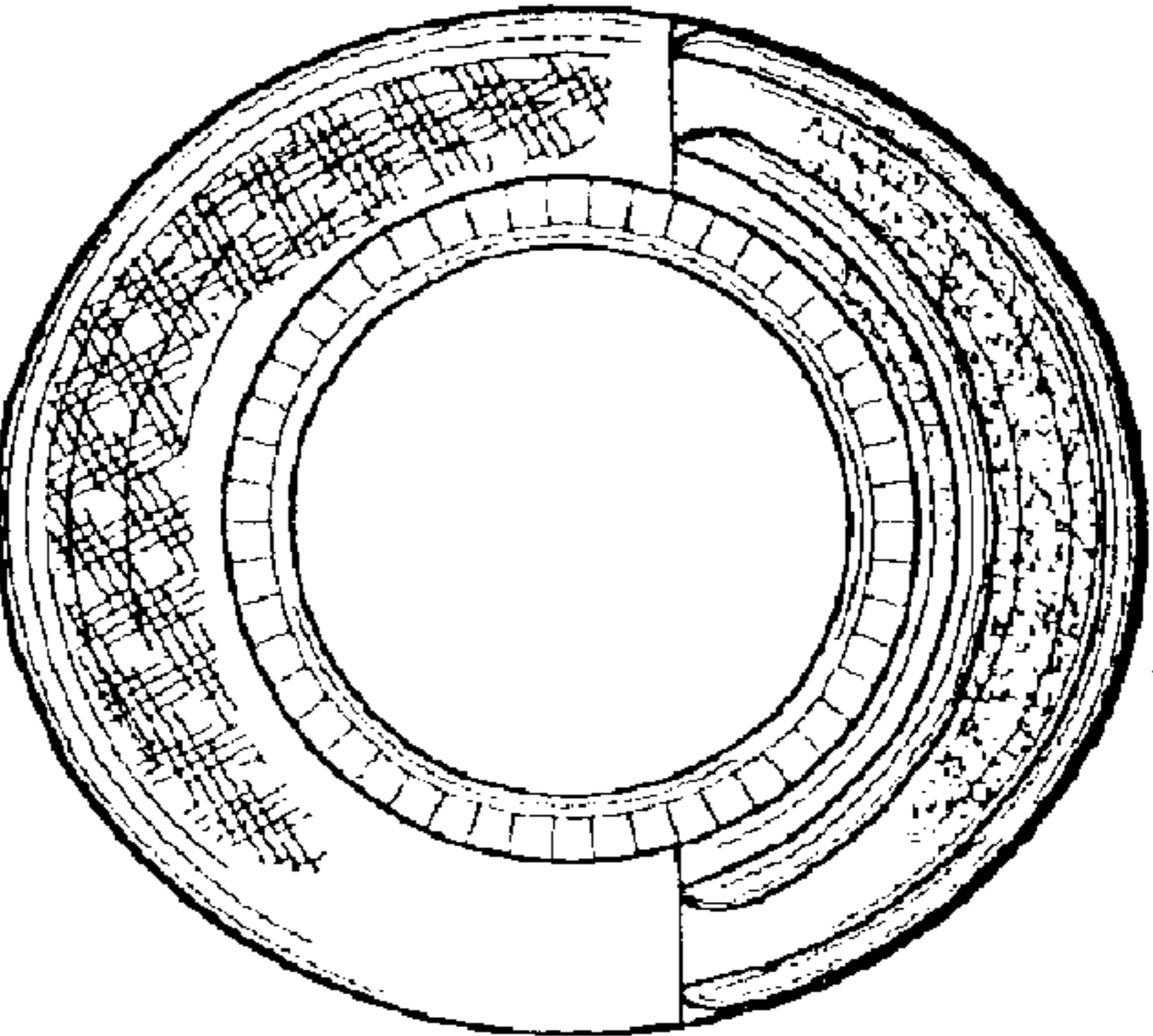


FIG. 3

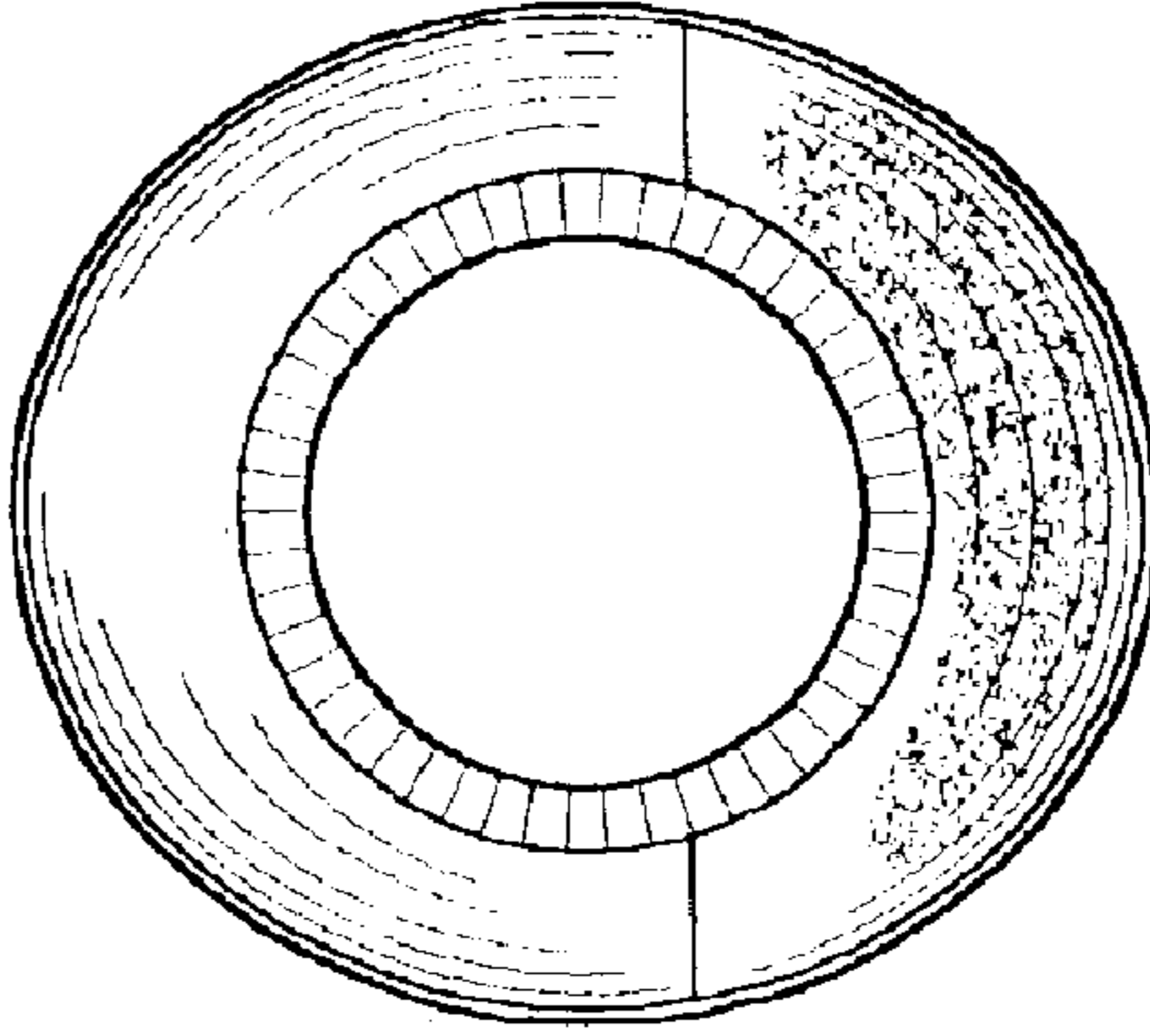


FIG. 2

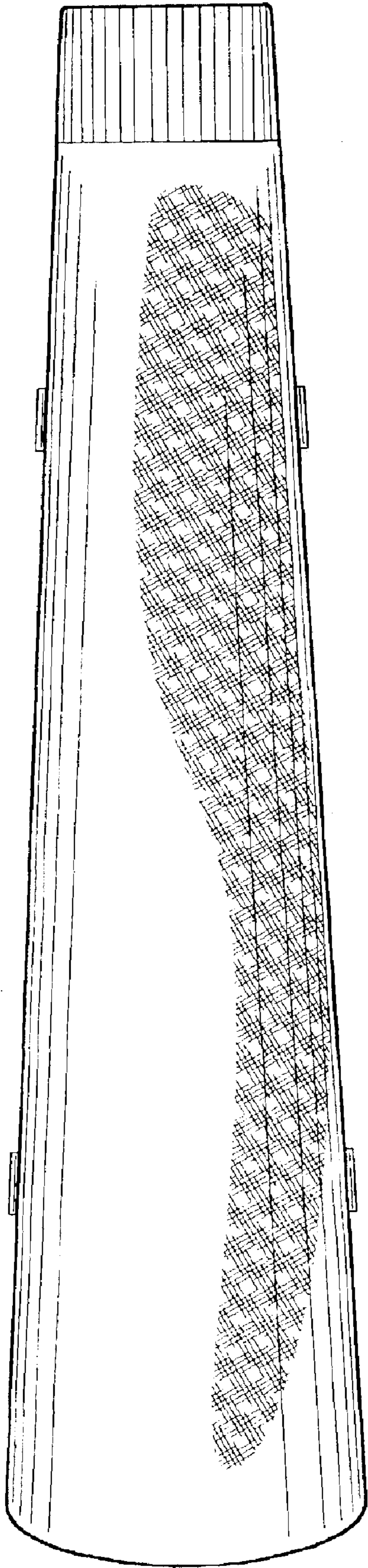


FIG. 4

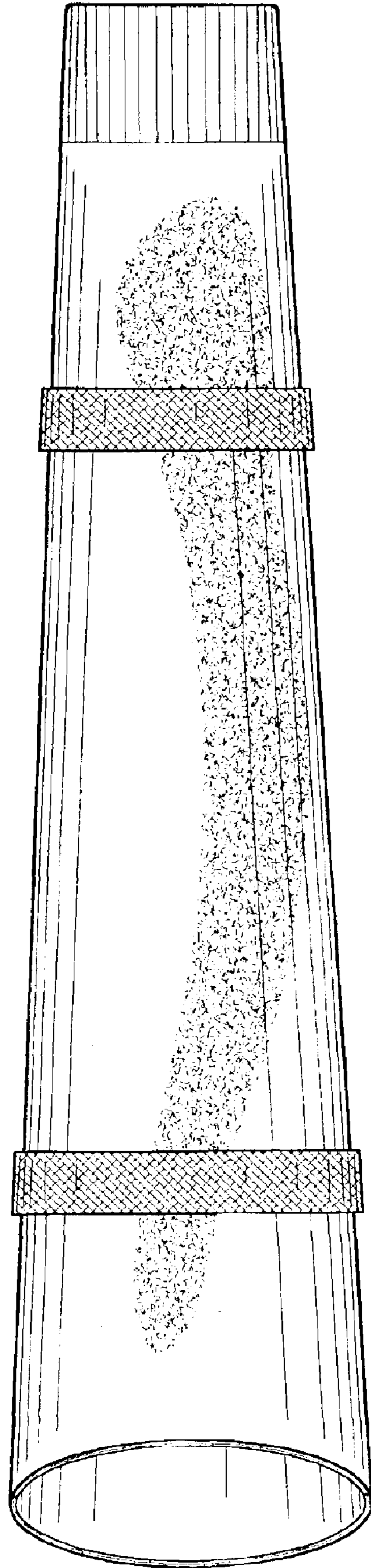


FIG. 5

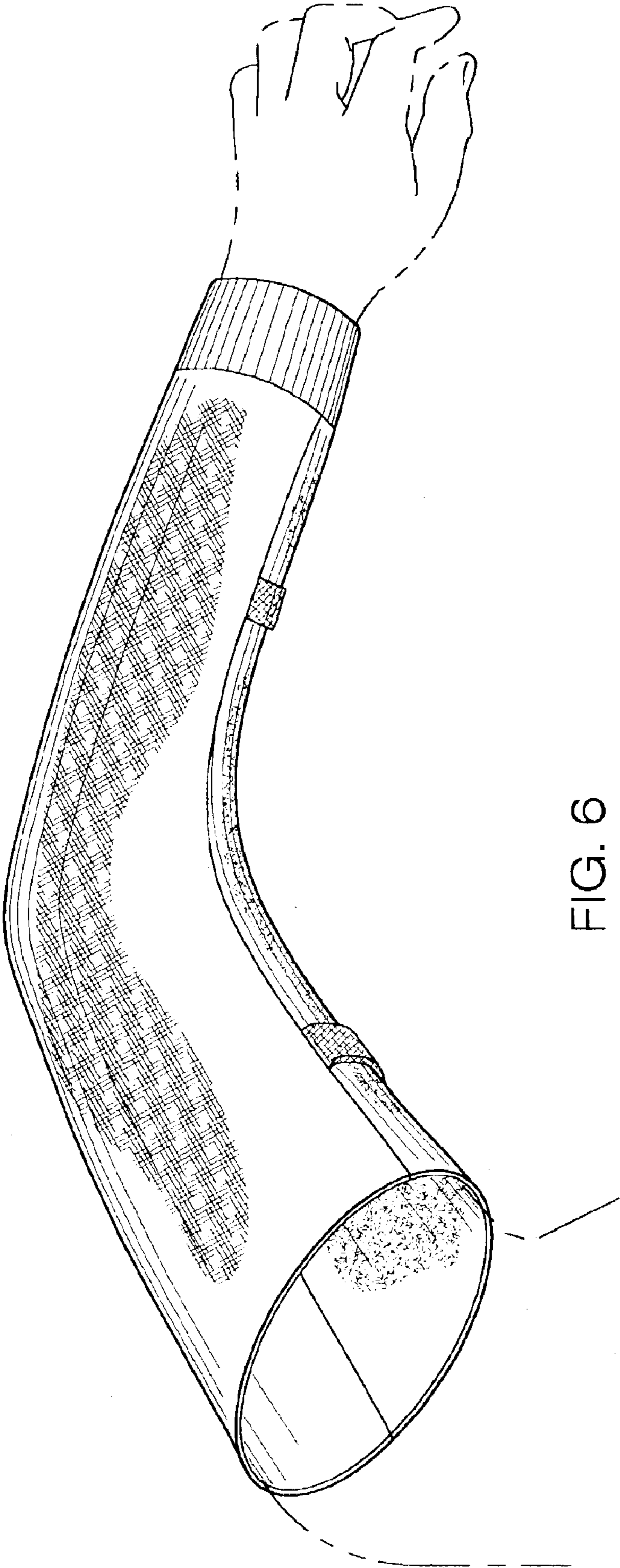


FIG. 6