



US00D515741S

(12) **United States Design Patent**
Shaw

(10) **Patent No.:** **US D515,741 S**

(45) **Date of Patent:** **** Feb. 21, 2006**

(54) **COMBINED RAZOR HANDLE AND CRADLE**

(75) **Inventor:** **Dennis James Shaw, Taylors, SC (US)**

(73) **Assignee:** **R&D Shaw Co., Inc., Taylors, SC (US)**

(**) **Term:** **14 Years**

(21) **Appl. No.:** **29/189,263**

(22) **Filed:** **Aug. 29, 2003**

(51) **LOC (8) Cl. 28-03**

(52) **U.S. Cl. D28/48; D28/73**

(58) **Field of Classification Search** D28/44-48,
D28/73; D6/526; D9/337, 342; 30/32, 34.05,
30/41, 47-51, 526-541; 206/208, 228, 349,
206/351-360

See application file for complete search history.

(56) **References Cited**

U.S. PATENT DOCUMENTS

D217,264 S	*	4/1970	Armstrong	D6/526
3,735,860 A	*	5/1973	Nissen et al.	206/349
3,815,227 A	*	6/1974	Hood	30/64
3,985,146 A	*	10/1976	Albach	132/289
4,615,436 A	*	10/1986	Hastie	206/208
D304,868 S		11/1989	Spencer		
D335,599 S	*	5/1993	Novak	D6/526
5,319,852 A		6/1994	Metzger		
D373,444 S	*	9/1996	Shurtleff et al.	D28/48
D404,526 S		1/1999	Motta et al.		
D414,897 S	*	10/1999	Prochaska	D28/48

6,009,622 A * 1/2000 Liedblad 30/41

D426,676 S 6/2000 Bushman

D435,938 S * 1/2001 Bushman D28/73

D446,883 S 8/2001 Christianson

D453,396 S 2/2002 Grange

* cited by examiner

Primary Examiner—Catherine Tuttle

(74) *Attorney, Agent, or Firm*—Robert R. Reed; Patent Consultants Services, Inc.

(57) **CLAIM**

The ornamental design for a combined razor handle and cradle, as shown and described.

DESCRIPTION

FIG. 1 is a perspective view of my new design for a “combined razor handle and cradle”;

FIG. 2 is a bottom view of the razor handle and cradle of FIG. 1;

FIG. 3 is a side elevation view of the razor handle and cradle of FIG. 1, the opposite side elevation view being a mirror image of the side shown;

FIG. 4 is a top plan view of the razor handle and cradle of FIG. 1;

FIG. 5 is a front elevation view of the razor handle and cradle of FIG. 1; and,

FIG. 6 is a rear elevation view of the razor handle and cradle of FIG. 1.

1 Claim, 3 Drawing Sheets




Fig. 1

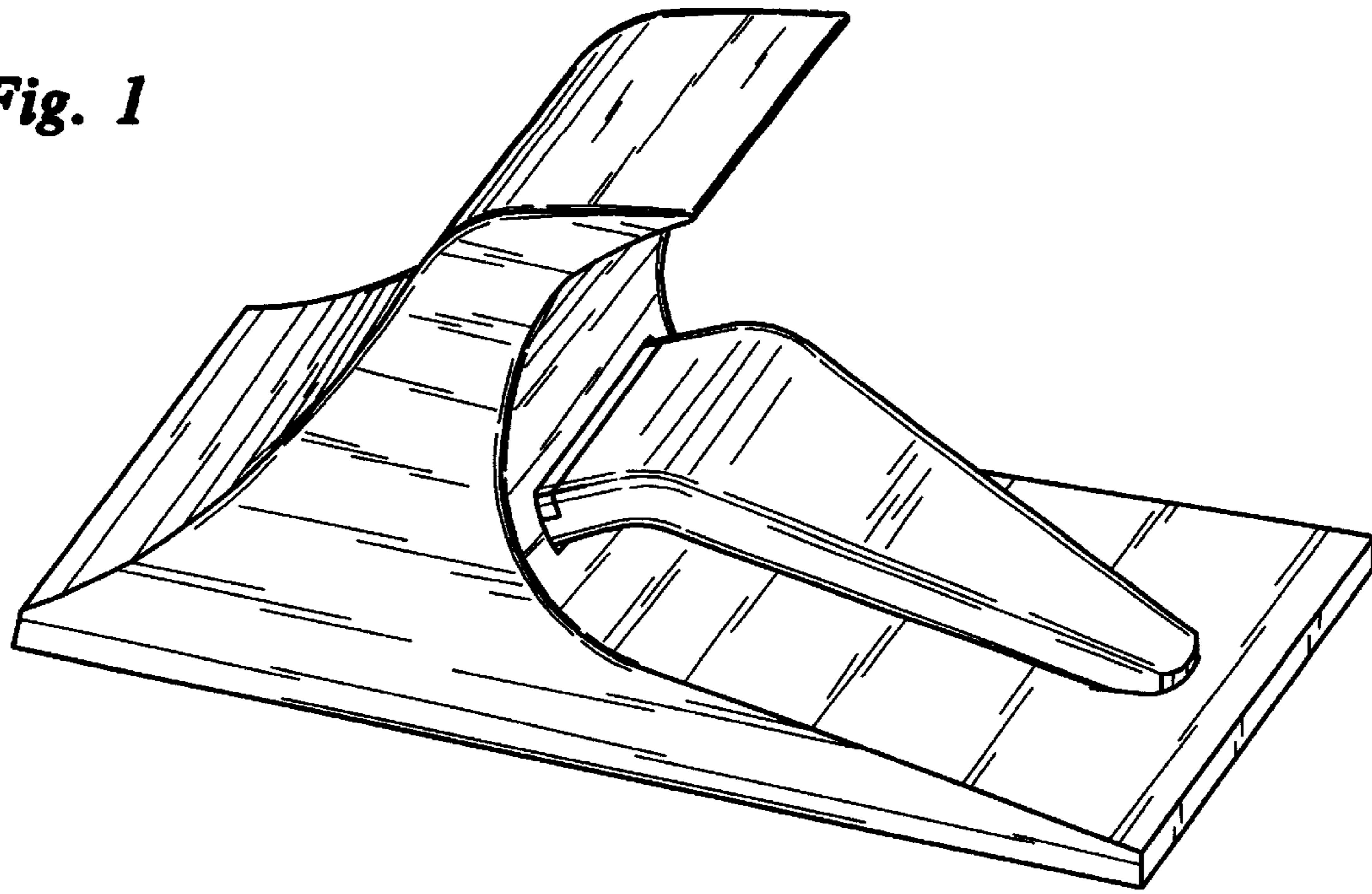


Fig. 2




Fig. 3

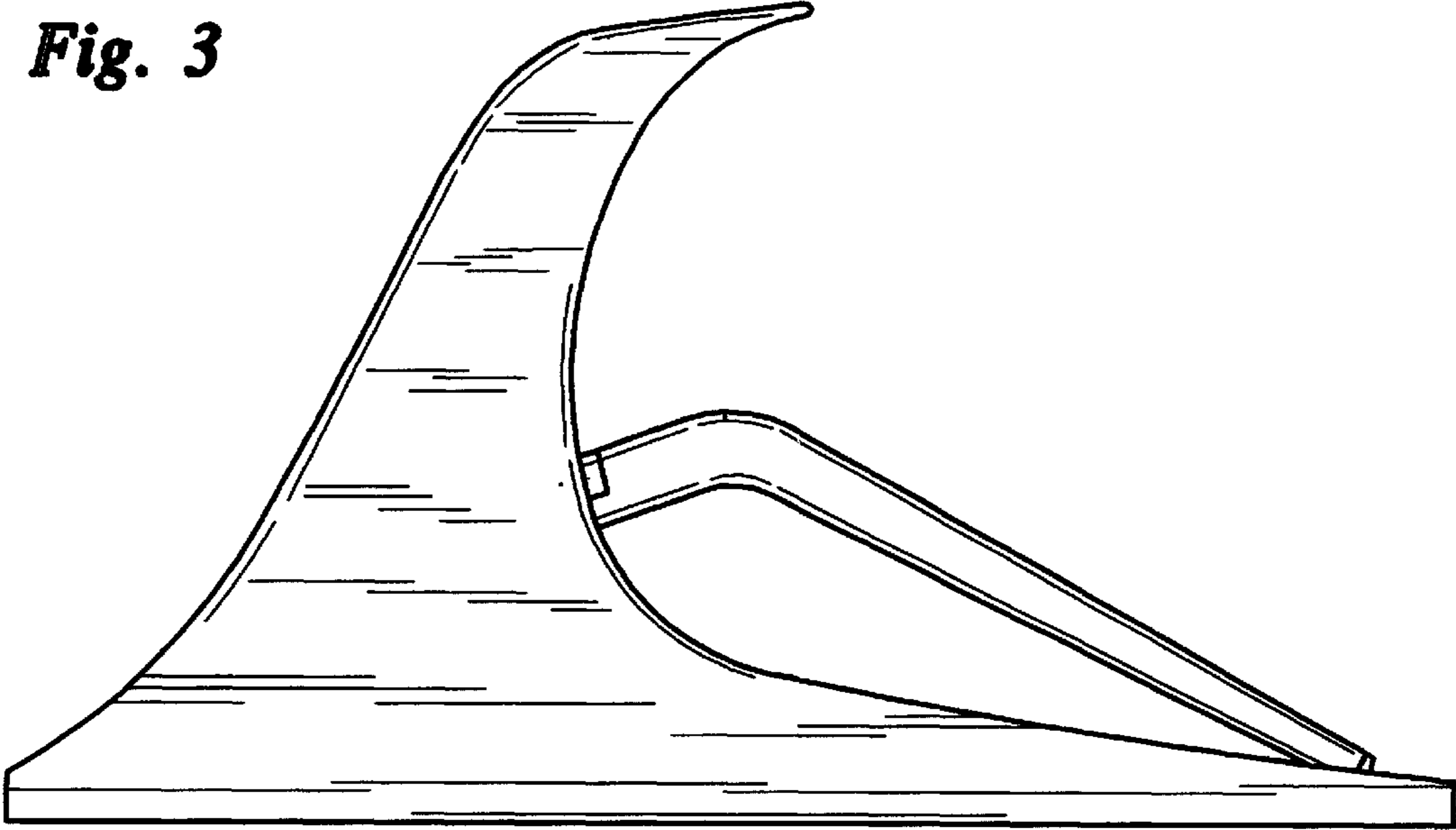


Fig. 4

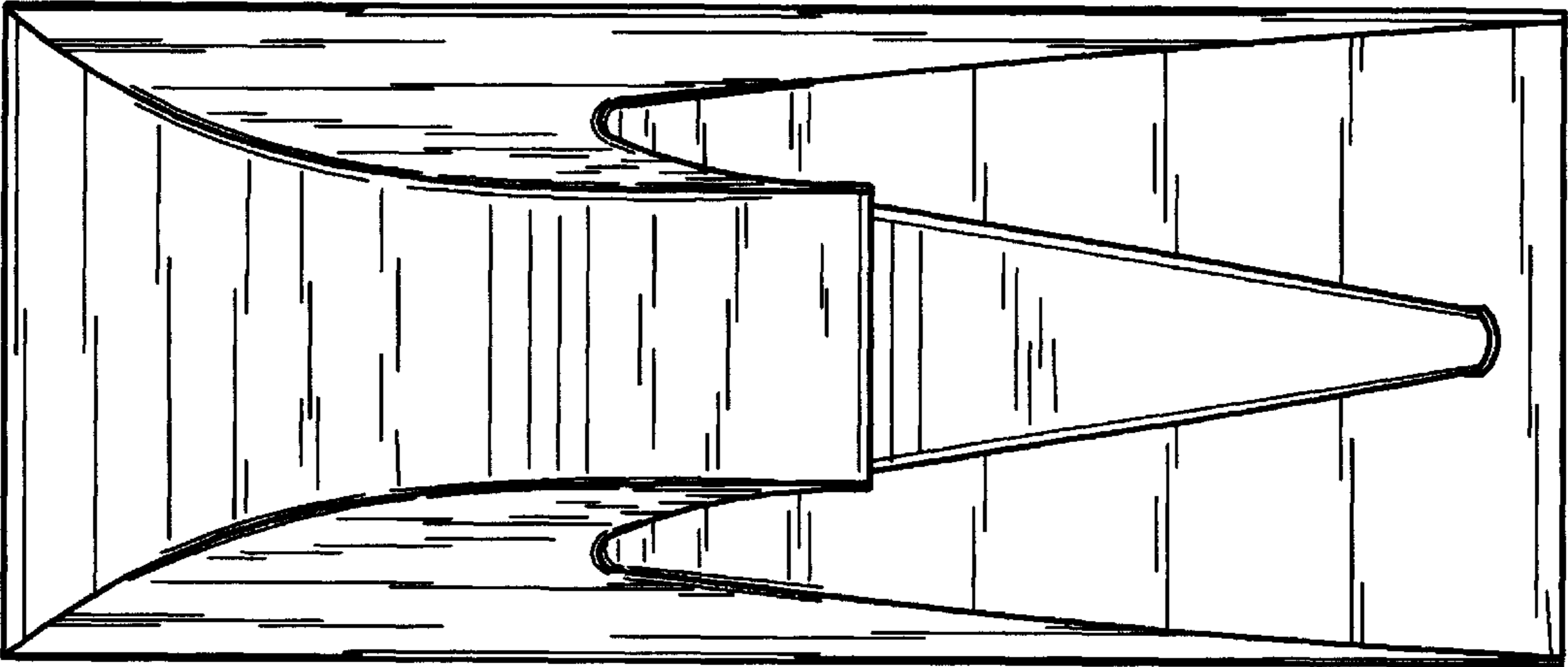


Fig. 5

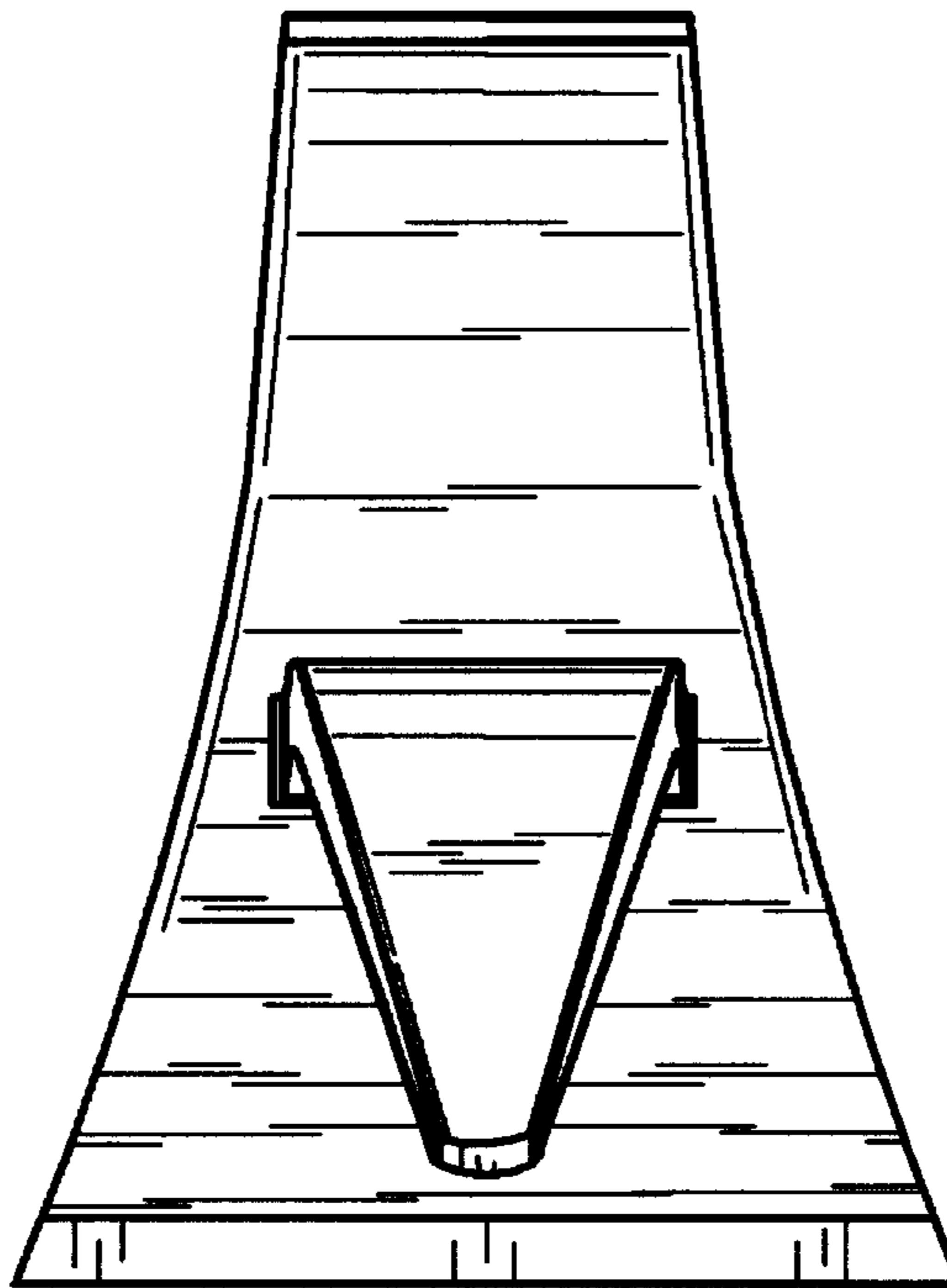


Fig. 6

