



US00D515736S

(12) **United States Design Patent**
Angeletta

(10) **Patent No.: US D515,736 S**

(45) **Date of Patent: ** Feb. 21, 2006**

(54) **COMBINED LIQUID AND LOTION
APPLICATOR AND COVER**

(76) **Inventor: Joseph G. Angeletta, 418 Fifth St.,
Mamaroneck, NY (US) 10543**

(**) **Term: 14 Years**

(21) **Appl. No.: 29/149,135**

(22) **Filed: Oct. 3, 2001**

(51) **LOC (8) Cl. 28-02**

(52) **U.S. Cl. D28/7**

(58) **Field of Classification Search** D24/119;
D32/40, 52, 43, 45; D9/723, 725, 519, 521,
D9/558, 338, 307; 401/139, 261-266, 6,
401/196, 202-207; 15/104.94, 209.1, 210.1,
15/244.1; D28/7; D3/270, 271; D4/137, 116,
D4/114, 124; D19/42; 132/320, 317
See application file for complete search history.

(56) **References Cited**

U.S. PATENT DOCUMENTS

D69,766 S	*	3/1926	Miller	D9/505
2,100,855 A	*	11/1937	Kelly	401/205
D112,545 S	*	12/1938	Youngusband	D9/504
4,339,062 A	*	7/1982	Witt, Jr.	224/148.4
D283,980 S	*	5/1986	Haswell	D9/307
D325,751 S	*	4/1992	Futino	D19/43

5,339,486 A	*	8/1994	Persic, Jr.	15/244.1
D402,110 S	*	12/1998	Au	D3/270
D425,706 S	*	5/2000	Calderone	D4/116
D444,594 S	*	7/2001	Angeletta	D28/7
D447,280 S	*	8/2001	Angeletta	D28/7
D461,596 S	*	8/2002	Angeletta	D28/7

* cited by examiner

Primary Examiner—Lucy Lieberman

(74) *Attorney, Agent, or Firm*—Scully, Scott, Murphy & Presser


(57) **CLAIM**

The ornamental design for a combined liquid and lotion applicator and cover, as shown and described.

DESCRIPTION

FIG. 1 is a front elevation of a combined liquid and lotion applicator and cover showing my new design; FIG. 2 is a front perspective view of the liquid and lotion applicator shown without the cover for clarity of illustration; FIG. 3 is a rear elevation of the liquid and lotion applicator shown without the cover and the applicator for clarity of illustration; FIG. 4 is a bottom plan view of FIG. 3; and, FIG. 5 is a perspective view of the cover shown separately for clarity of illustration.

1 Claim, 1 Drawing Sheet






FIG. 1




FIG. 2




FIG. 3

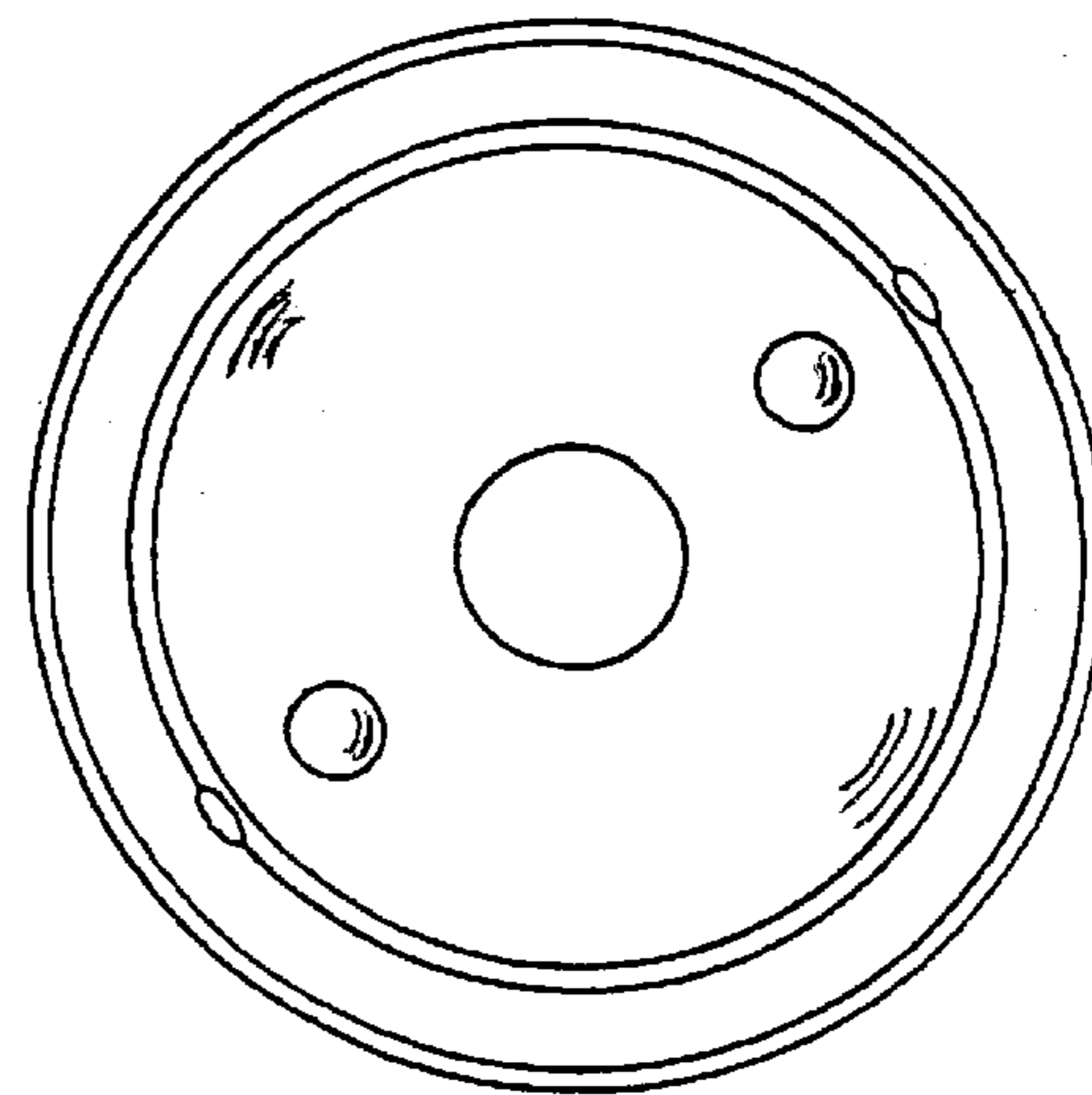


FIG. 4

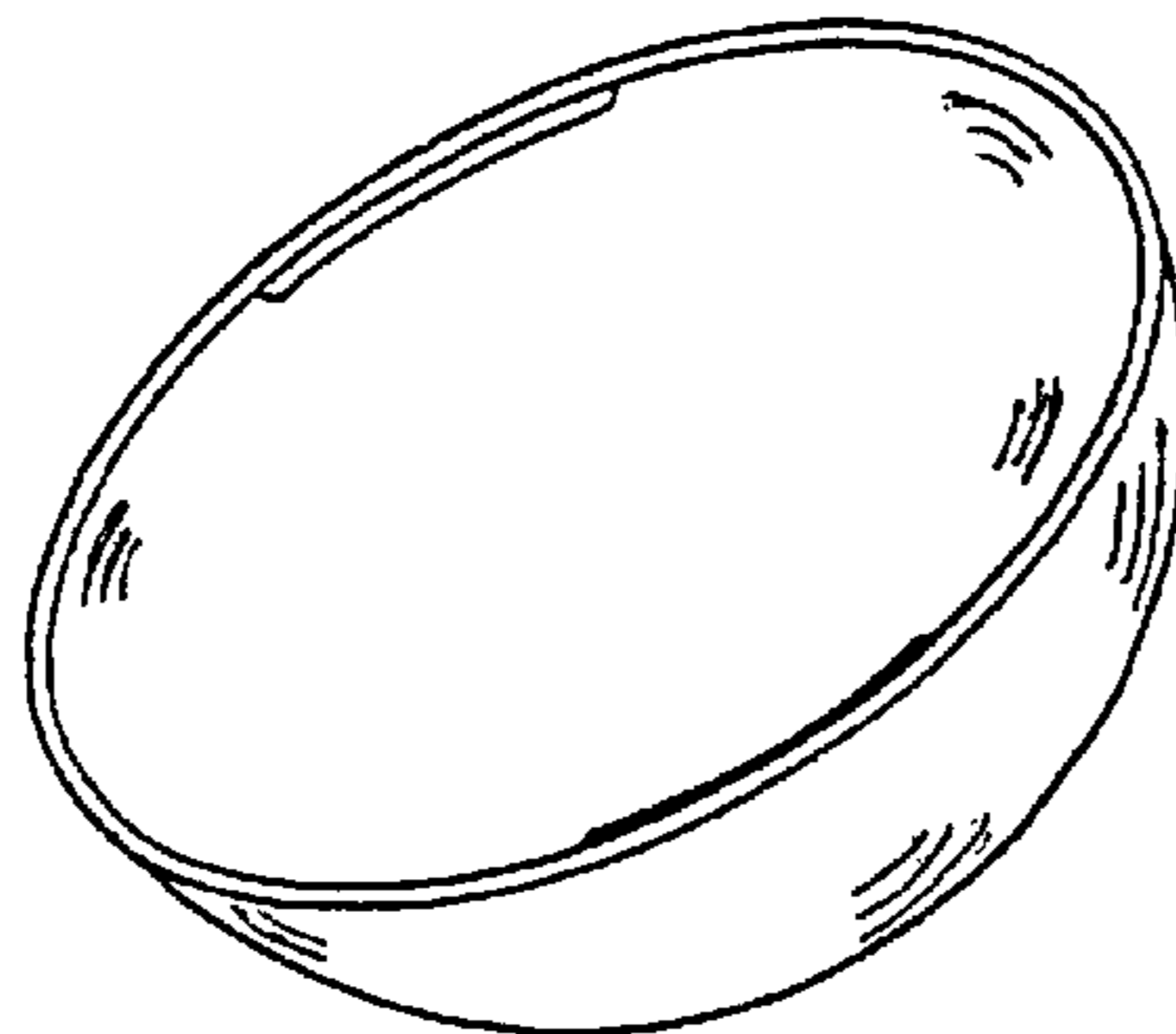


FIG. 5