



US00D515722S

(12) **United States Design Patent**  
**Opolka**

(10) **Patent No.:** **US D515,722 S**  
(45) **Date of Patent:** **\*\* Feb. 21, 2006**

- (54) **FLEXIBLE-SHAFT LAMP**
- (75) Inventor: **Rainer Opolka**, Solingen (DE)
- (73) Assignee: **Zweibruder Optoelectronics GmbH**, Solingen (DE)
- (\*\*) Term: **14 Years**
- (21) Appl. No.: **29/204,977**
- (22) Filed: **May 6, 2004**
- (30) **Foreign Application Priority Data**  
Nov. 17, 2003 (EM) ..... 103569
- (51) **LOC (8) Cl.** ..... **26-05**
- (52) **U.S. Cl.** ..... **D26/62**
- (58) **Field of Classification Search** ..... D26/60-66,  
D26/93, 103, 106-112; 362/410-414, 269,  
362/277, 278, 282, 285, 287, 418, 427  
See application file for complete search history.

- (56) **References Cited**  
**U.S. PATENT DOCUMENTS**  
4,238,816 A \* 12/1980 Merlo ..... 362/279  
D312,885 S \* 12/1990 Louis ..... D26/60  
D316,907 S \* 5/1991 Barbaglia et al. .... D26/62  
D329,298 S \* 9/1992 Huang ..... D26/62

- D331,198 S \* 11/1992 Nickerson ..... D26/111
- D401,004 S \* 11/1998 Eusterbrock ..... D26/107
- D473,676 S \* 4/2003 Barber ..... D26/93

\* cited by examiner

*Primary Examiner*—Alan P. Douglas  
*Assistant Examiner*—Linda Brooks  
(74) *Attorney, Agent, or Firm*—Herbert Dubno

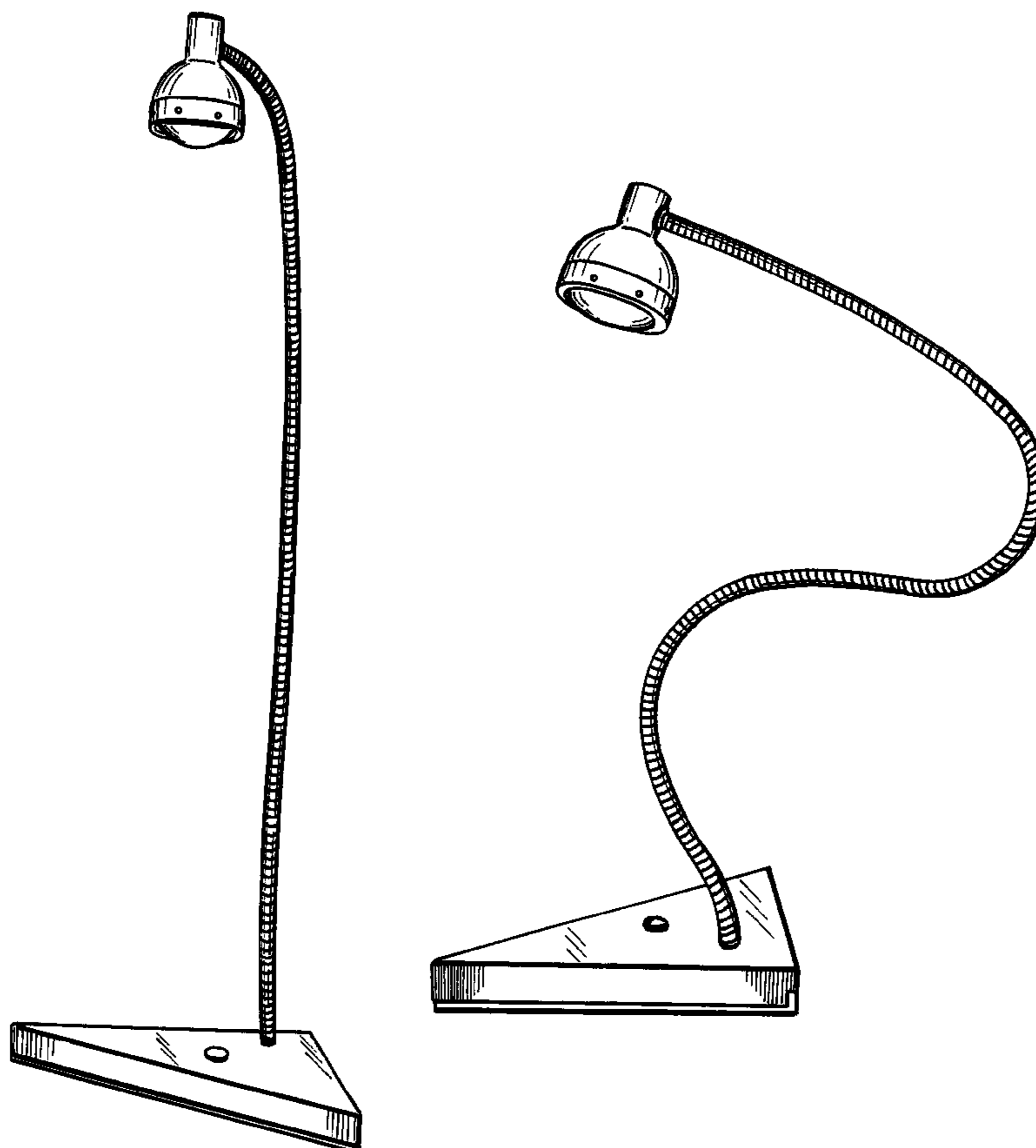
(57) **CLAIM**

The ornamental design for a flexible-shaft lamp, as shown and described.

**DESCRIPTION**

FIG. 1 is a front, right-side perspective view of a flexible-shaft lamp showing my new design with an erect shaft, the top of the lamp housing being flat, the bottom, forming no part of the design and the left side elevational view being mirror symmetrical to the right side view; FIG. 2 is a rear right-side perspective view thereof with the flexible shaft in another orientation; FIG. 3 is a left side perspective view thereof with the flexible shaft in yet another position; FIG. 4 is a side elevational view of FIG. 1, the opposite side being a mirror image; and, FIG. 5 is a top view of FIGS. 1 and 4.

**1 Claim, 4 Drawing Sheets**






FIG. 1

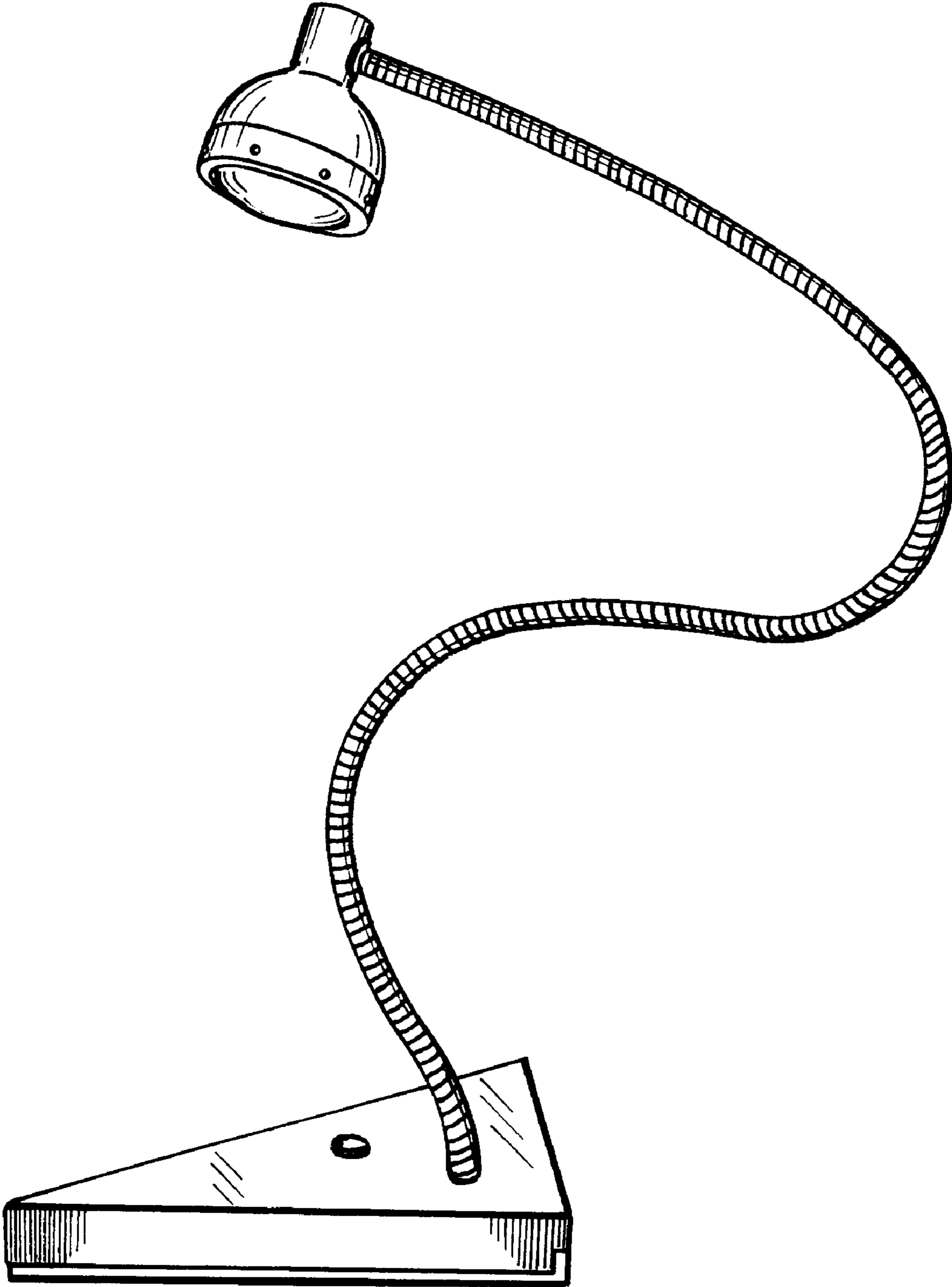


FIG.2




FIG.3

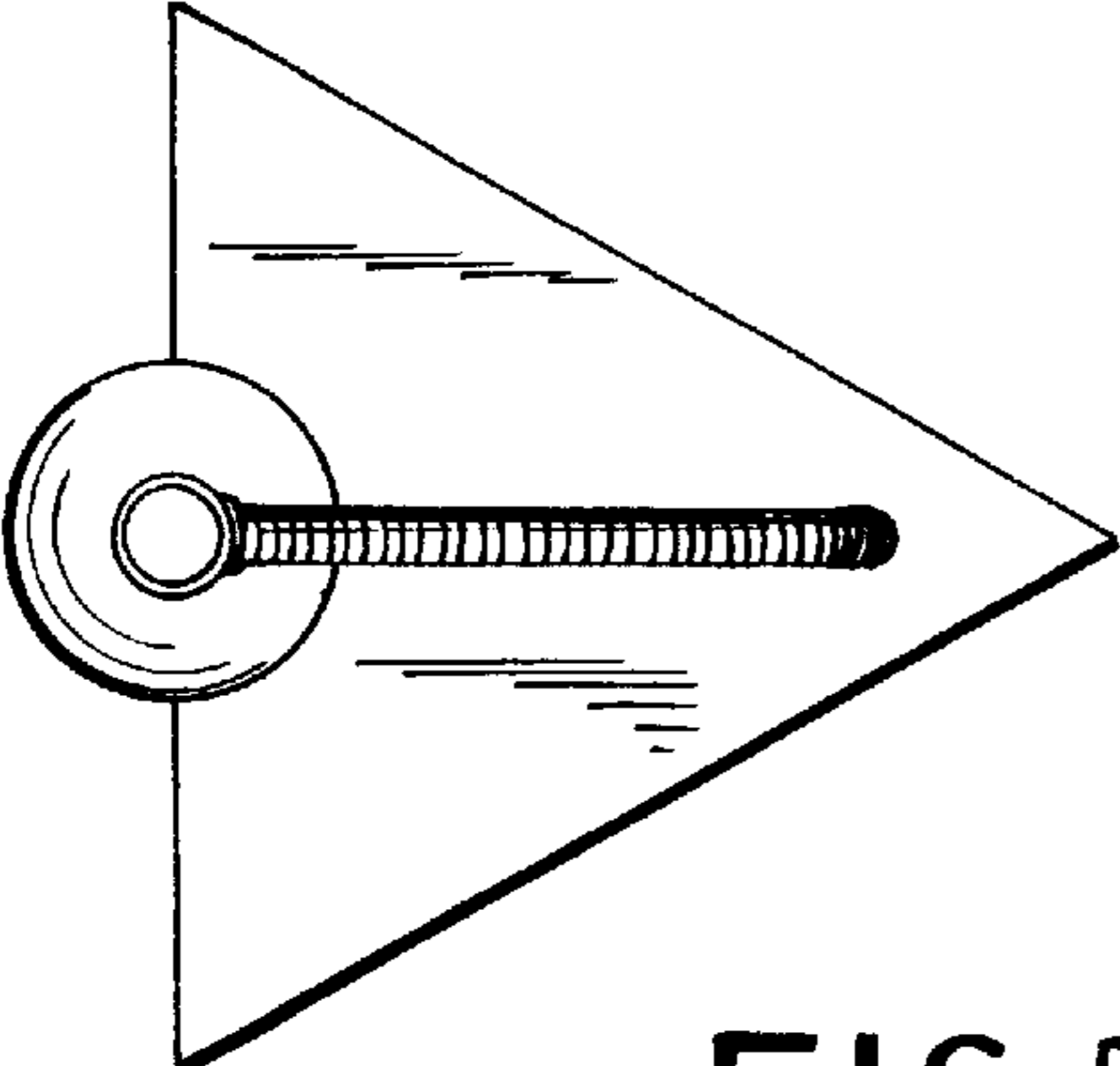


FIG. 5

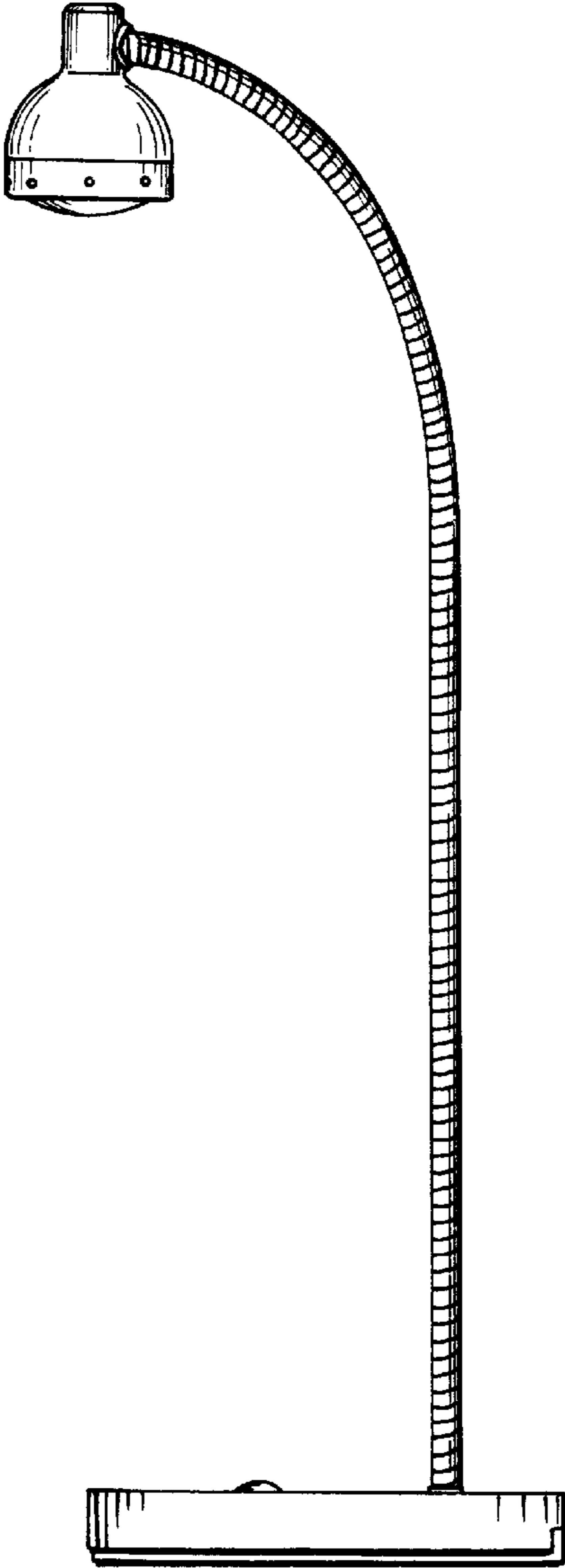


FIG. 4