



US00D515715S

(12) **United States Design Patent**
Egawa

(10) **Patent No.:** **US D515,715 S**

(45) **Date of Patent:** **** Feb. 21, 2006**

(54) **LIGHT SOURCE FOR A LIGHTING DEVICE**

(75) **Inventor:** **Kazuo Egawa, Tokyo (JP)**

(73) **Assignee:** **Toshiba Lighting & Technology Corporation, Tokyo (JP)**

(**) **Term:** **14 Years**

(21) **Appl. No.:** **29/186,929**

(22) **Filed:** **Jul. 23, 2003**

(30) **Foreign Application Priority Data**

Jan. 31, 2003 (JP) 2003-002278

(51) **LOC (8) Cl.** **26-04**

(52) **U.S. Cl.** **D26/1; D26/122**

(58) **Field of Classification Search** D26/76,
D26/118, 120-122, 1, 2; 362/217, 222-225,
362/326-333, 339, 354; 359/352, 834
See application file for complete search history.

(56) **References Cited**

U.S. PATENT DOCUMENTS

- D182,991 S * 6/1958 Denton D26/121
- D204,255 S * 4/1966 French D12/163
- D206,283 S * 11/1966 High D26/122

- 3,721,818 A * 3/1973 Stahlhut 362/297
- D246,203 S * 10/1977 Harris D26/80
- 5,655,827 A * 8/1997 Kaneko et al. 362/613
- D422,100 S * 3/2000 Zhang et al. D26/2
- D424,715 S * 5/2000 Wu D26/2
- D464,744 S * 10/2002 Kato et al. D26/1
- 2001/0002878 A1 * 6/2001 Sejkora et al. 362/327

* cited by examiner

Primary Examiner—Clare E Heflin

(74) *Attorney, Agent, or Firm*—J.C. Patents

(57) **CLAIM**

The ornamental design for a light source for a lighting device, as shown and described.

DESCRIPTION

FIG. 1 is a perspective view of a light source for a lighting device showing the new design.


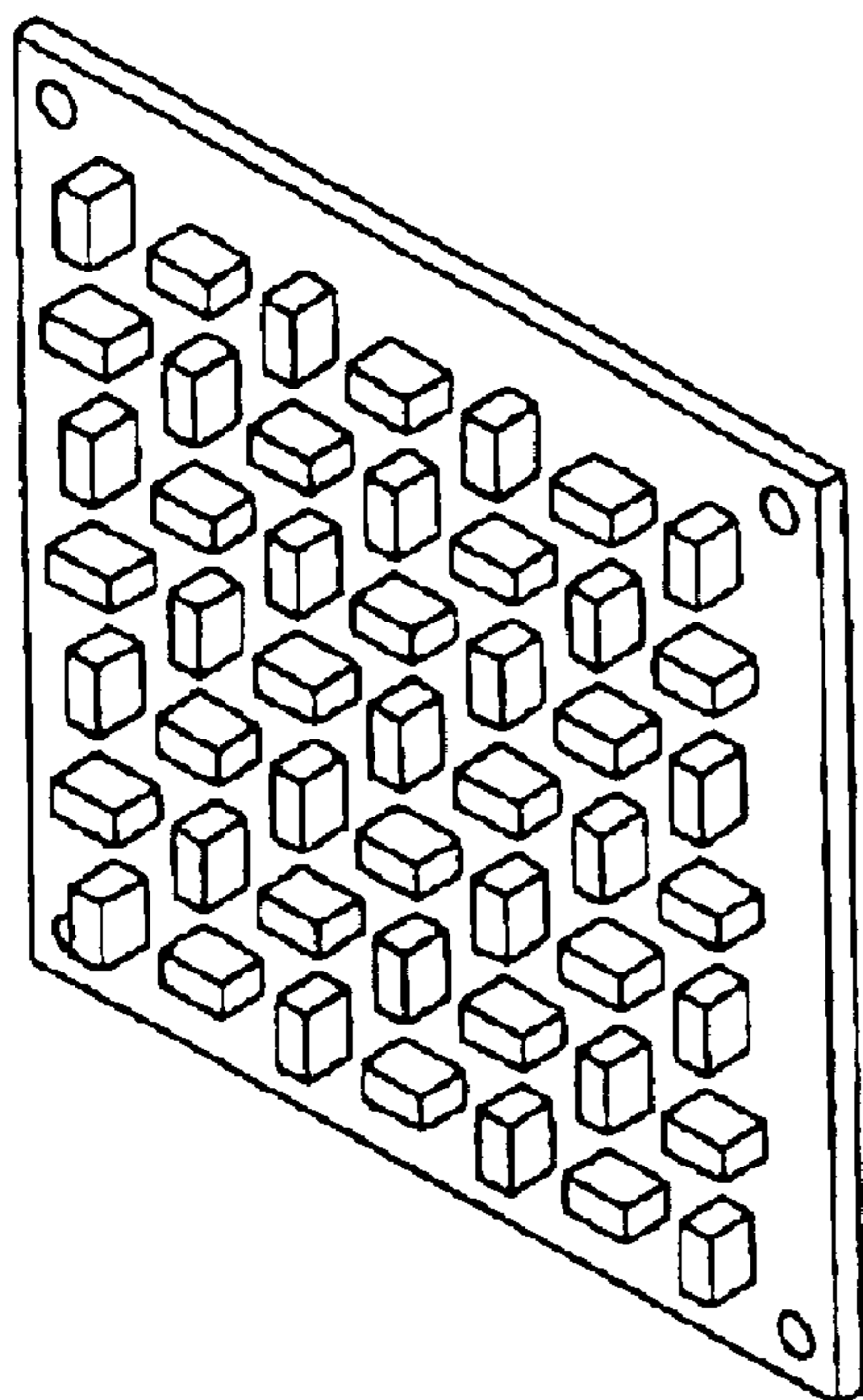
FIG. 2 is a front view thereof.

FIG. 3 is a rear view thereof.

FIG. 4 is a right side view, wherein the left side view being a mirror image of the right side view; and,

FIG. 5 is a top view thereof, wherein the bottom view being a mirror image of the top view.

1 Claim, 5 Drawing Sheets



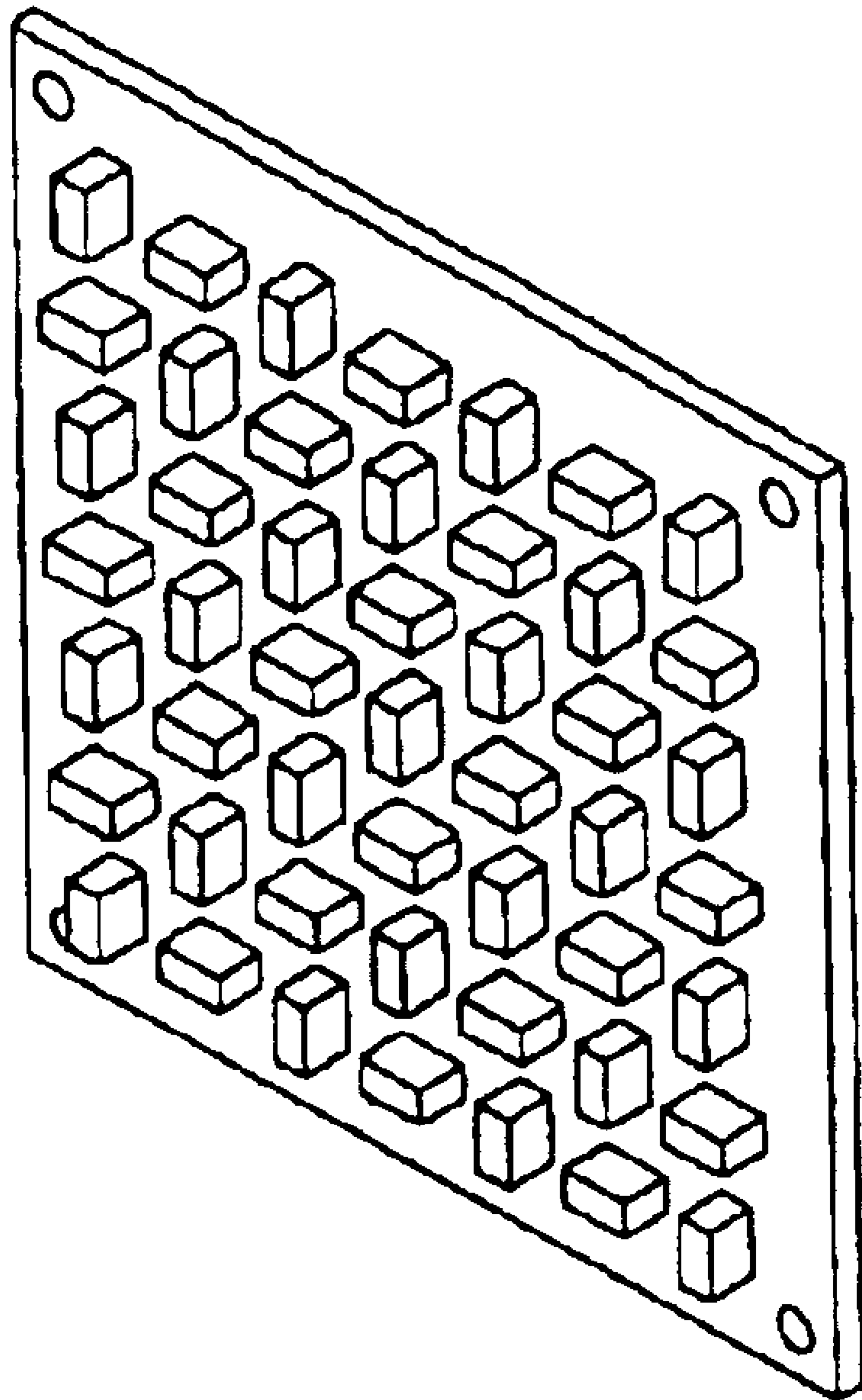


FIG. 1




FIG. 2

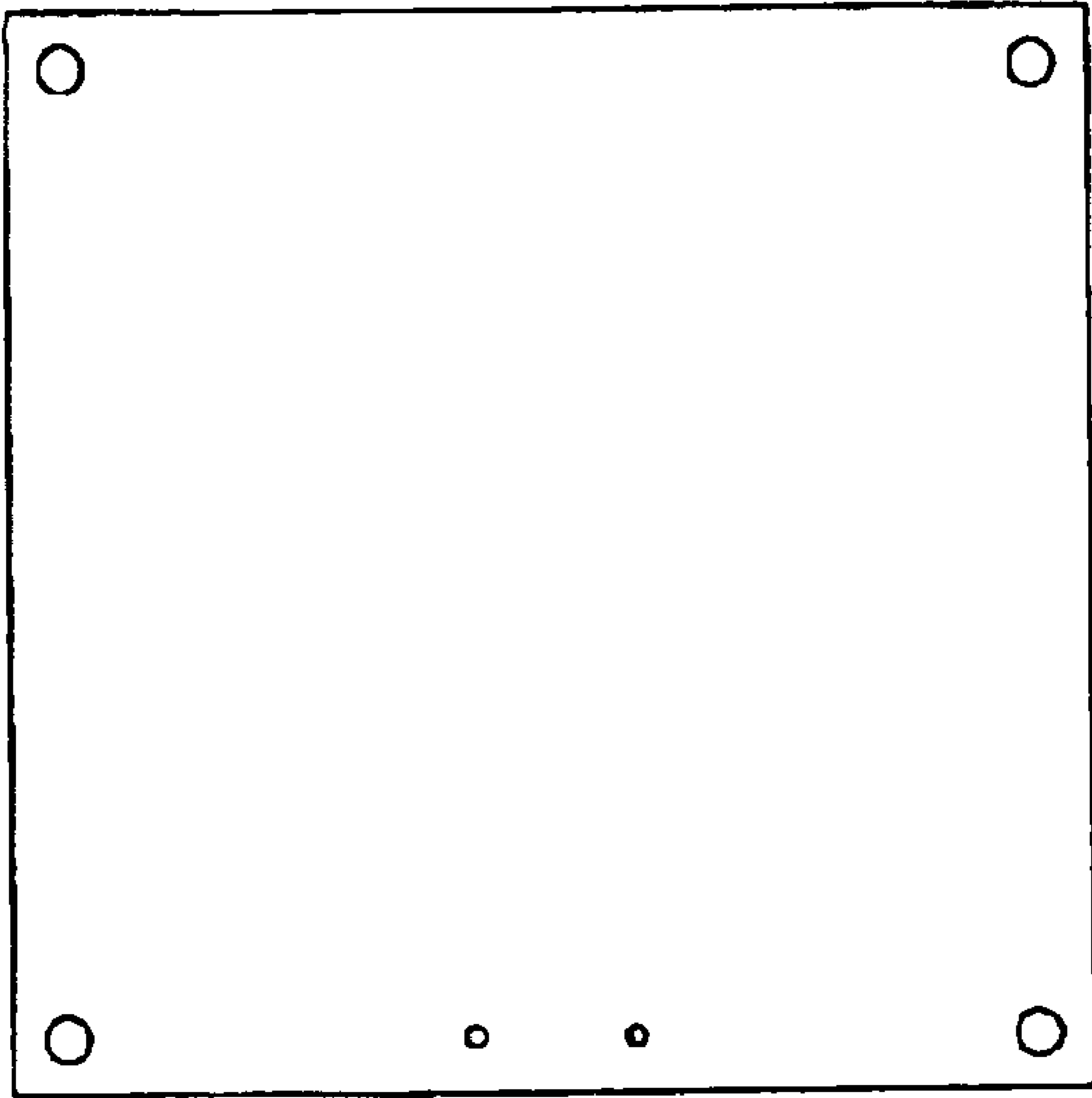


FIG. 3

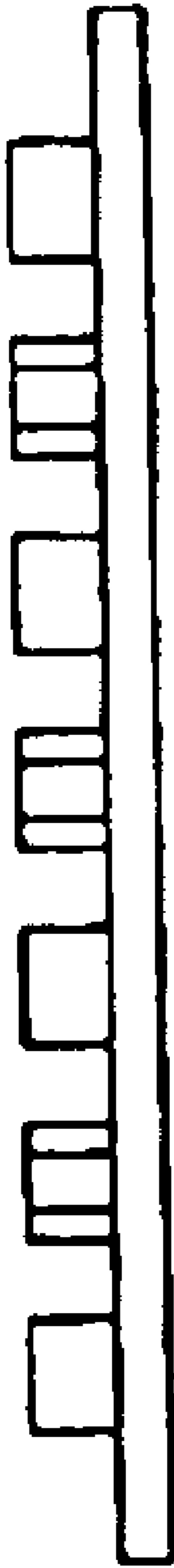


FIG. 4



FIG. 5