

US00D515711S

(12) **United States Design Patent** (10) **Patent No.:** **US D515,711 S**
Anderson (45) **Date of Patent:** **** Feb. 21, 2006**

(54) **LANDSCAPE EDGING BLOCK**

FOREIGN PATENT DOCUMENTS

(75) Inventor: **Dwight David Anderson**, Champlin, MN (US)

GB 194347 2/1923

(73) Assignee: **Hector Tile Company, Inc.**, Hector, MN (US)

OTHER PUBLICATIONS

(**) Term: **14 Years**

10 pgs, Jensen Patio Brick, A Division of Natural Stone Mfg Co Inc, "Pavers, Borders, Planters, and Bricks"—product page from website <http://www.jensenpatiobrick.com/pavers.mw>, Nov. 4, 2003.

(21) Appl. No.: **29/225,891**

Primary Examiner—Robert A Delehanty

(22) Filed: **Mar. 22, 2005**

(74) *Attorney, Agent, or Firm*—Kagan Binder, PLLC

Related U.S. Application Data

(57) **CLAIM**

(62) Division of application No. 29/205,301, filed on May 12, 2004.

The ornamental design for a landscape edging block, as shown and described.

(51) **LOC (8) Cl.** **25-01**

DESCRIPTION

(52) **U.S. Cl.** **D25/113**

(58) **Field of Classification Search** D25/112–118, D25/164, 2; D21/483–486, 499–500; 404/17, 404/19–20, 27–31, 34–42; 52/102, 596, 574, 52/612, 603–609

FIG. 1 is a perspective view of an embodiment of a trapezoidal landscape edging block of the present design also having an edging decorative surface as the top surface with a grooved pattern and showing a body in broken lines; the broken lines forming no part of the present invention; FIG. 2 is a top plan view of the landscape edging block of FIG. 1 including a plurality of transverse ornamental grooves visible on the decorative top surface thereof for emulating a plurality of blocks in the longitudinal direction; FIG. 3 is a bottom plan view of the landscape edging block of FIG. 1;

See application file for complete search history.

FIG. 4 is a front elevational view of the landscape edging block of FIG. 1;

(56) **References Cited**

U.S. PATENT DOCUMENTS

| | | |
|-------------|---------|-------------------|
| 510,259 A | 12/1893 | Higgins |
| 697,014 A | 4/1902 | Putnam |
| 986,395 A | 3/1911 | King |
| 1,166,664 A | 1/1916 | Dargento |
| 1,977,021 A | 10/1934 | Spencer |
| D135,257 S | 3/1943 | Larson |
| 3,418,774 A | 12/1968 | Kocher et al. |
| 4,711,599 A | 12/1987 | Glickman |
| D299,069 S | 12/1988 | Risi et al. |
| 4,834,575 A | 5/1989 | Barth et al. |
| 4,971,475 A | 11/1990 | Castonguay et al. |
| 4,976,063 A | 12/1990 | Young |
| 5,163,777 A | 11/1992 | Krueger et al. |
| D340,775 S | 10/1993 | Suave |

FIG. 5 is a rear elevational view of the landscape edging block of FIG. 1; and,

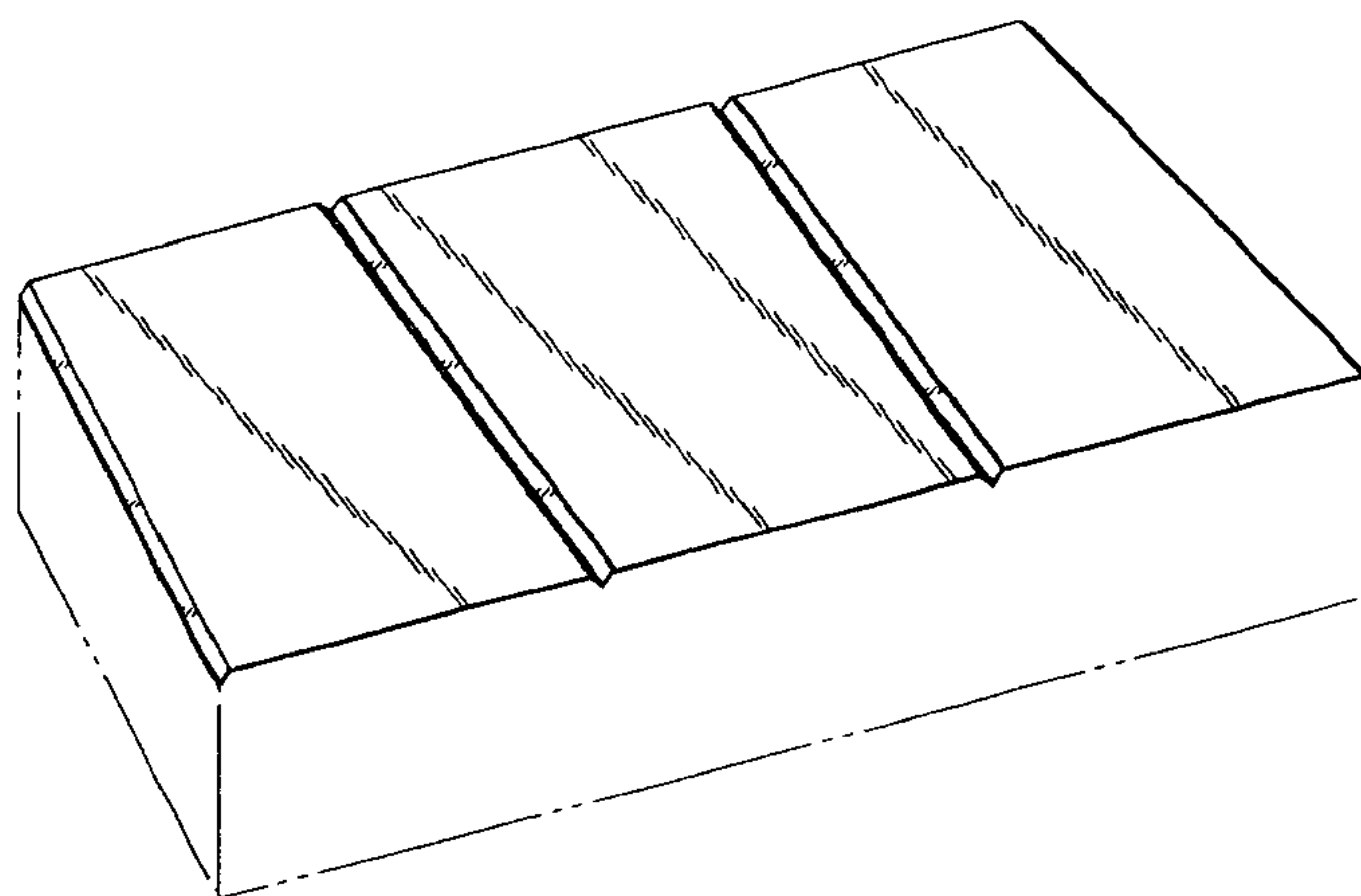
FIG. 6 is a left side elevational view of the landscape edging block of FIG. 1, the right side view being a mirror image thereof.

The broken line representations of the body as shown in FIGS. 1–6 are for the purpose of illustration only, and form no part of the claimed design.

The broken line showing of portions of the brick is for illustrative purposes only and forms no part of the claimed design.

(Continued)

1 Claim, 3 Drawing Sheets



US D515,711 S

Page 2

U.S. PATENT DOCUMENTS

| | | | | | |
|-------------|---------|------------------|-----------------|---------|----------|
| 5,564,240 A | 10/1996 | Dean | 6,233,897 B1 | 5/2001 | Jurik |
| 5,568,994 A | 10/1996 | Dawson | D458,693 S | 6/2002 | Sievert |
| 5,588,262 A | 12/1996 | Dawson | D479,342 S | 9/2003 | Dawson |
| D378,702 S | 4/1997 | Blomquist et al. | D484,616 S | 12/2003 | Stenekes |
| 5,771,631 A | 6/1998 | Dawson | D488,569 S | 4/2004 | Dawson |
| | | | 2003/0102589 A1 | 6/2003 | Waltz |

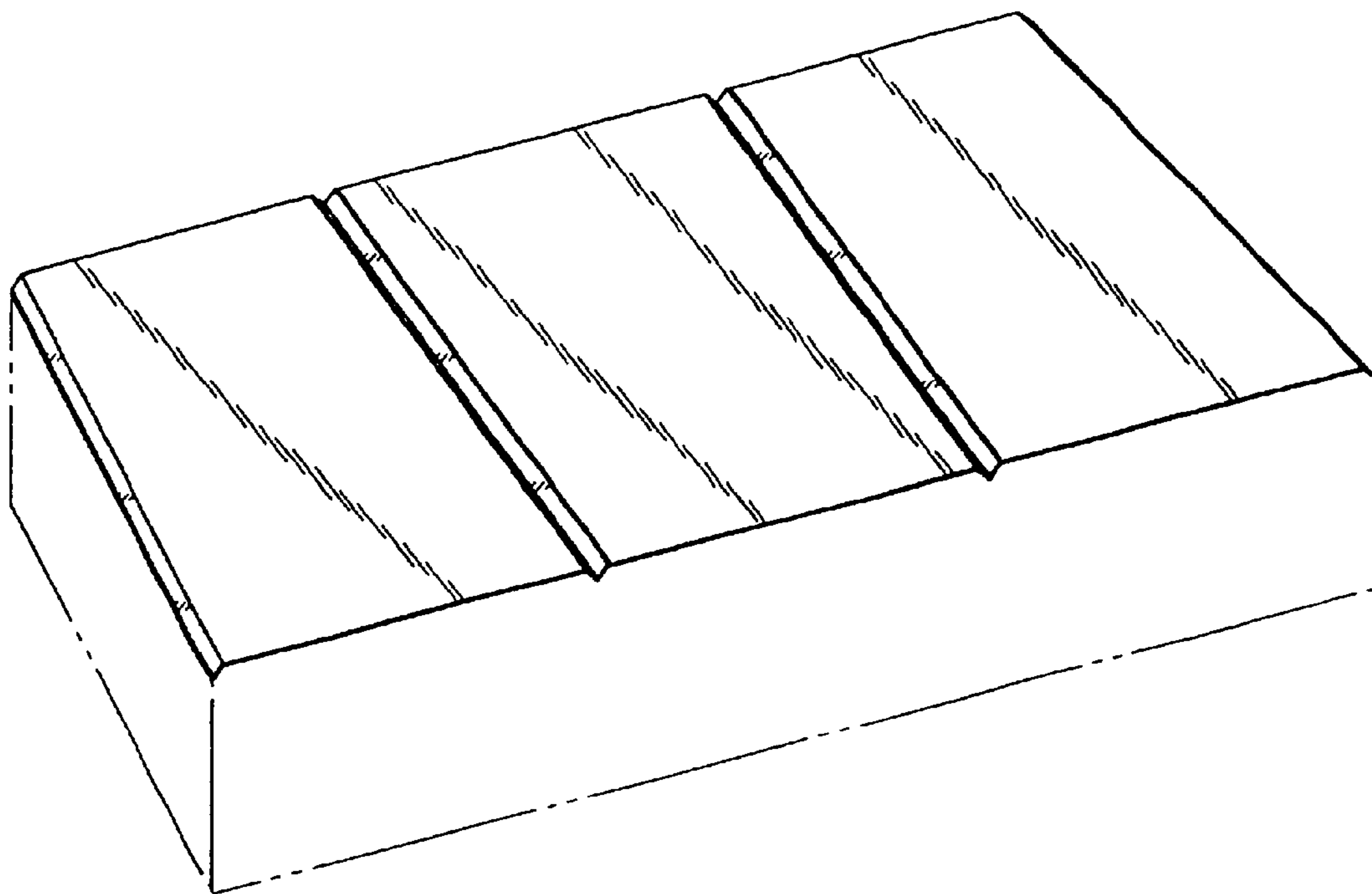


Fig. 1

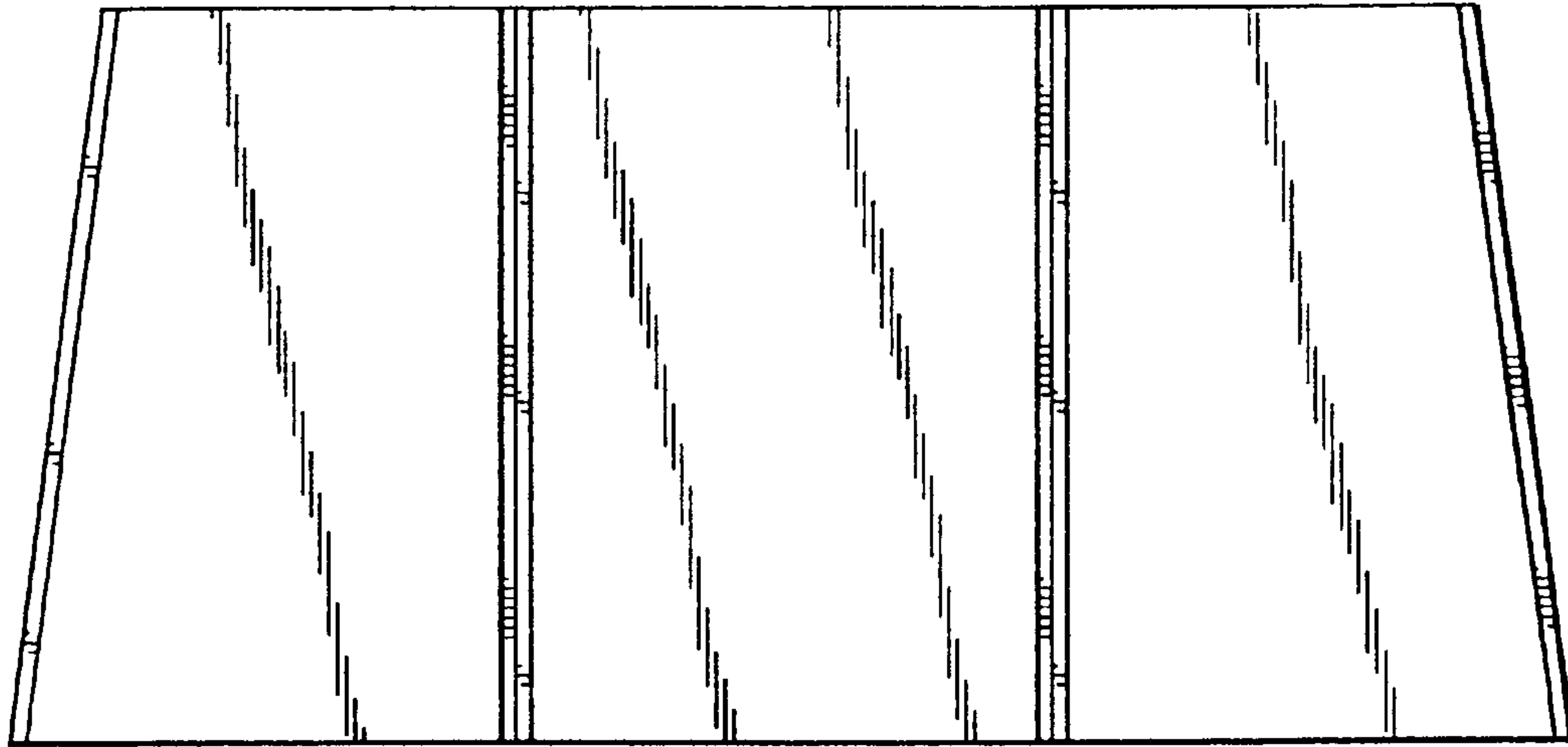


Fig. 2




Fig. 3




Fig. 4




Fig. 5

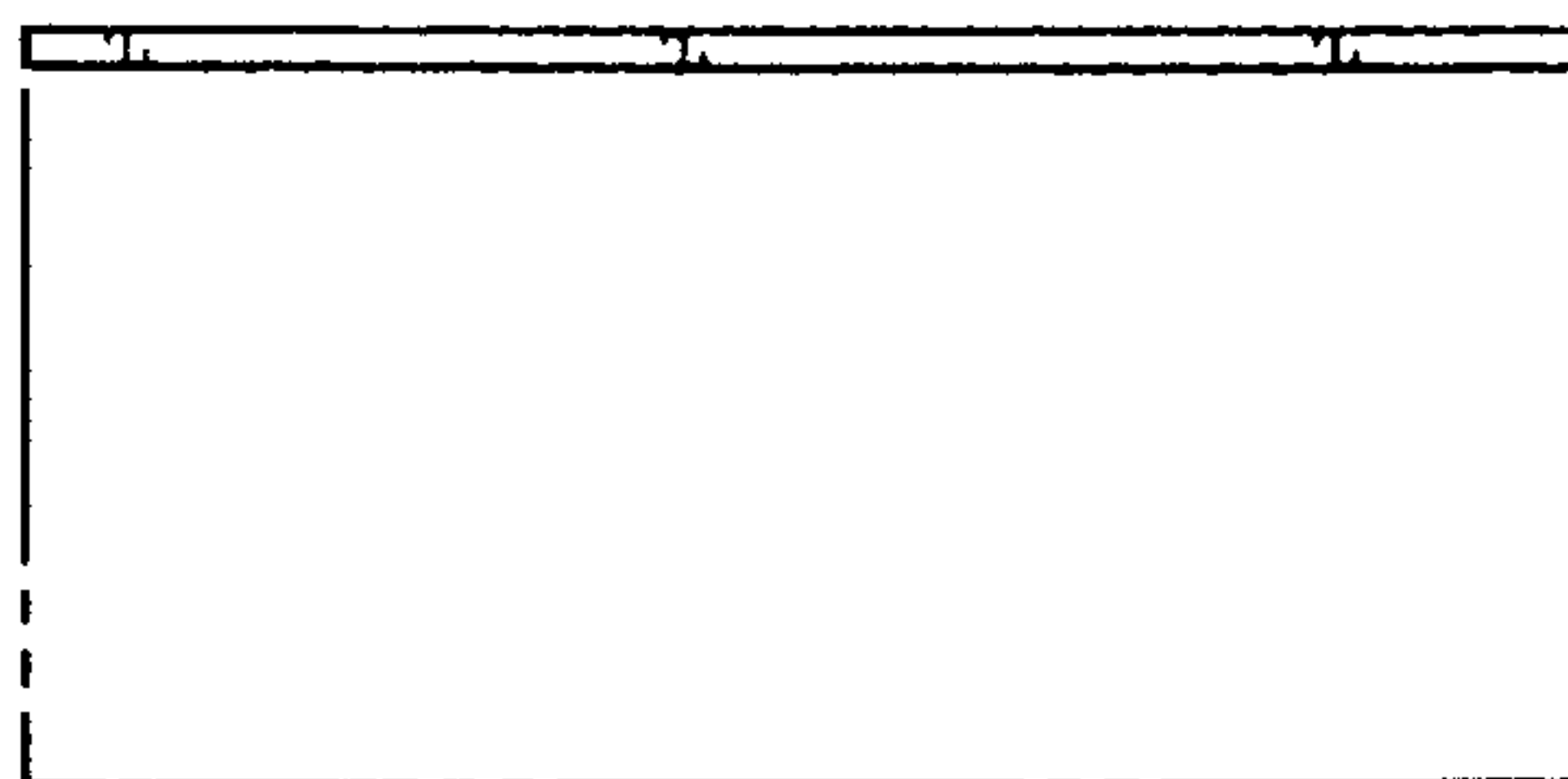


Fig. 6