



US00D515709S

(12) **United States Design Patent**
Charon

(10) **Patent No.:** **US D515,709 S**

(45) **Date of Patent:** **** Feb. 21, 2006**

(54) **DRAINAGE TILE**

(76) **Inventor:** **James W. Charon**, 700 Waters Edge Rd., Racine, WI (US) 53402

(**) **Term:** **14 Years**

(21) **Appl. No.:** **29/209,445**

(22) **Filed:** **Jul. 16, 2004**

Related U.S. Application Data

(62) Division of application No. 10/862,527, filed on Jun. 7, 2004.

(51) **LOC (8) Cl.** **25-01**

(52) **U.S. Cl.** **D25/113**

(58) **Field of Classification Search** D25/112-118, D25/164; D21/484-486; 405/15-16, 30-31, 405/33, 284, 118; 404/29, 34; 52/102, 575, 52/596-609; D6/601, 604

See application file for complete search history.

(56) **References Cited**

U.S. PATENT DOCUMENTS

3,854,292 A 12/1974 Nienstadt 61/7

D270,189 S * 8/1983 Khoo D25/113
4,661,023 A * 4/1987 Hilfiker 405/284
D299,069 S * 12/1988 Risi et al. D25/113
D305,938 S * 2/1990 Risi et al. D25/113
D387,109 S * 12/1997 Winans D25/113
6,457,911 B1 * 10/2002 Scales et al. 405/284
6,698,977 B1 * 3/2004 Charon 405/118
6,817,807 B1 * 11/2004 Charon 405/118

* cited by examiner

Primary Examiner—Robert A. Delehanty

(74) *Attorney, Agent, or Firm*—Donald J. Ersler

(57) **CLAIM**

The ornamental design for a drainage tile, as shown and described.

DESCRIPTION


FIG. 1 is a perspective view of a drainage tile incorporating my new design;

FIG. 2 is a top plan view thereof;

FIG. 3 is a front elevation and rear elevation view thereof; and,

FIG. 4 is a left side elevation view and a right side elevation view thereof.

1 Claim, 2 Drawing Sheets



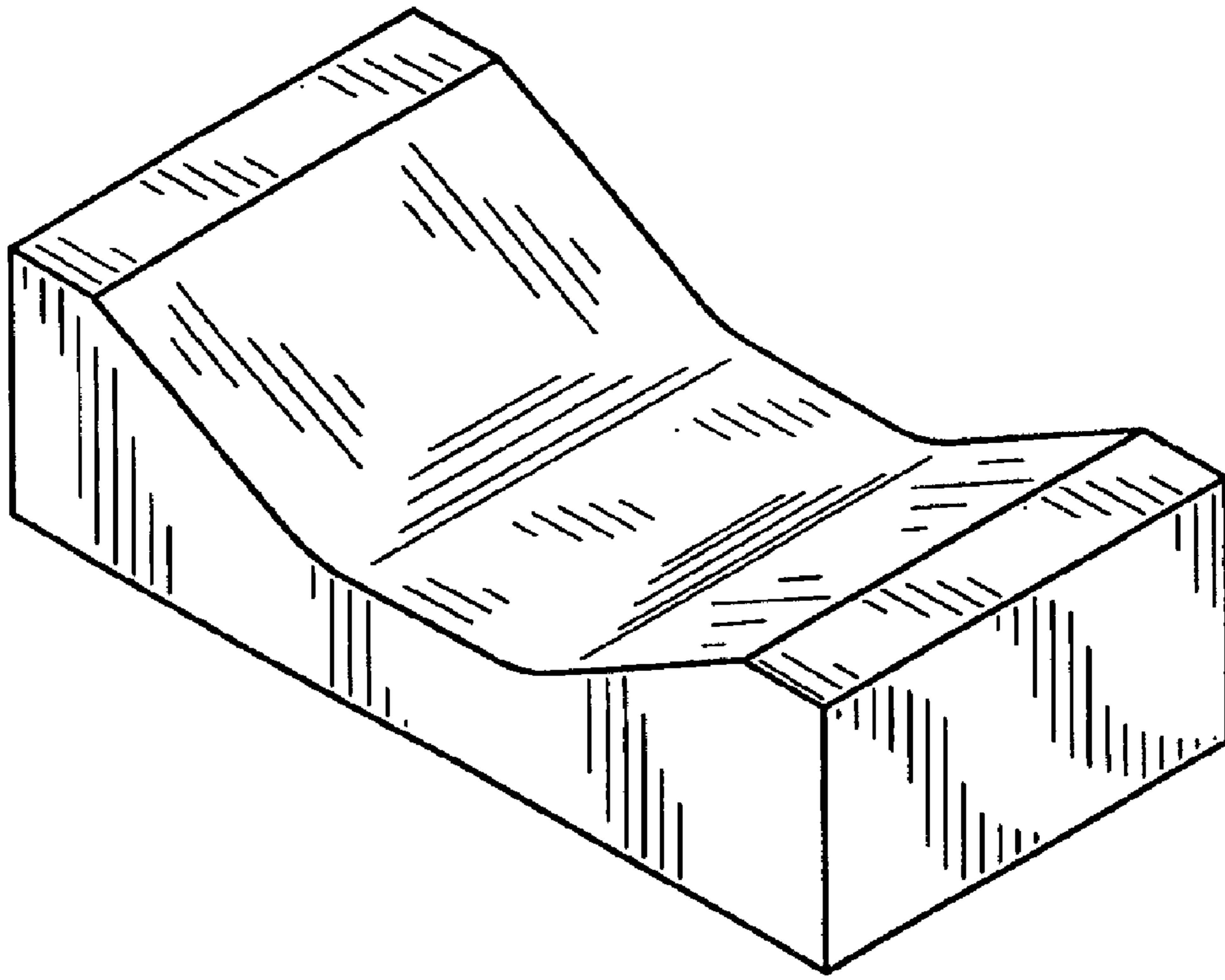


FIG. 1

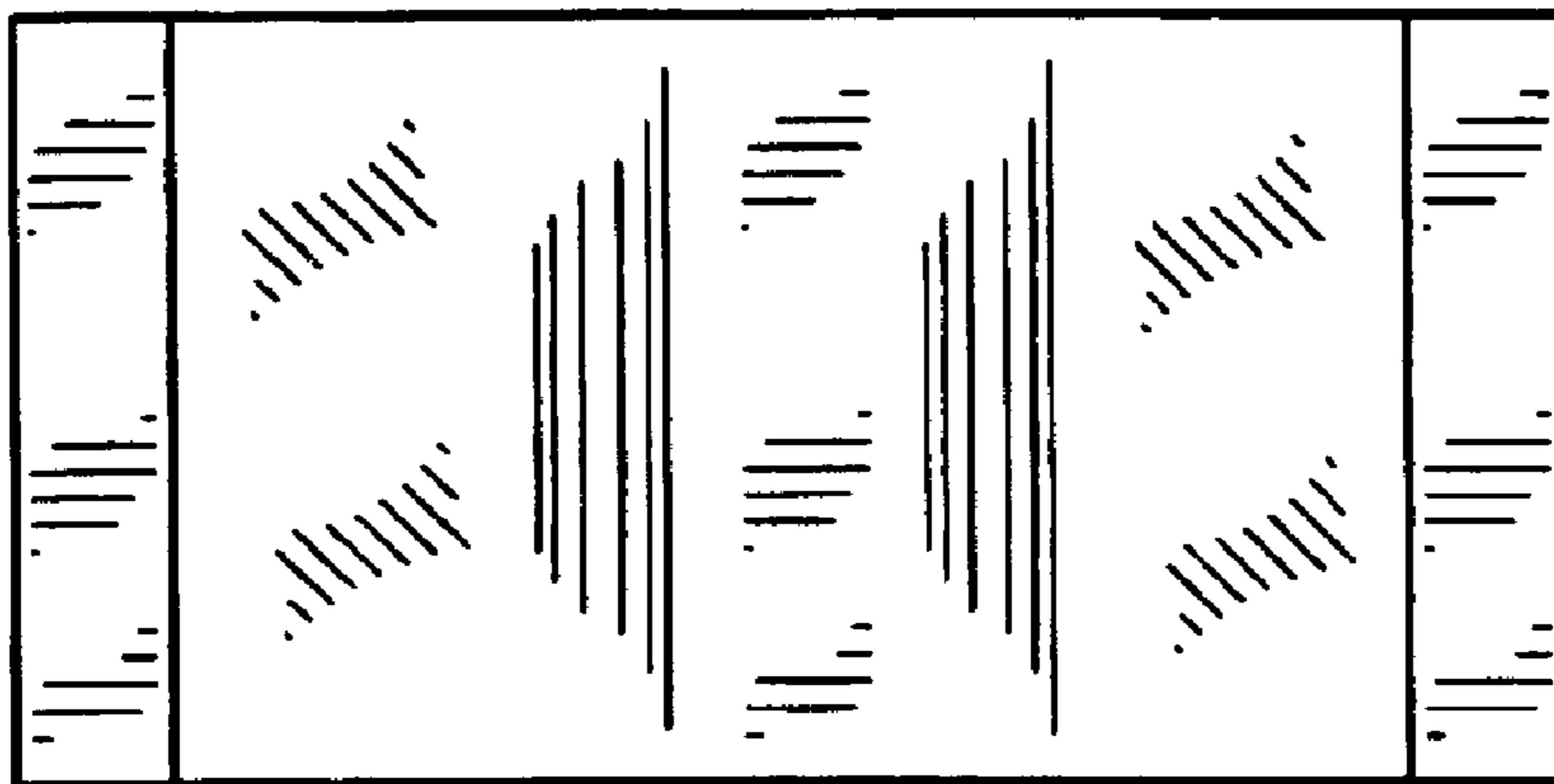


FIG. 2

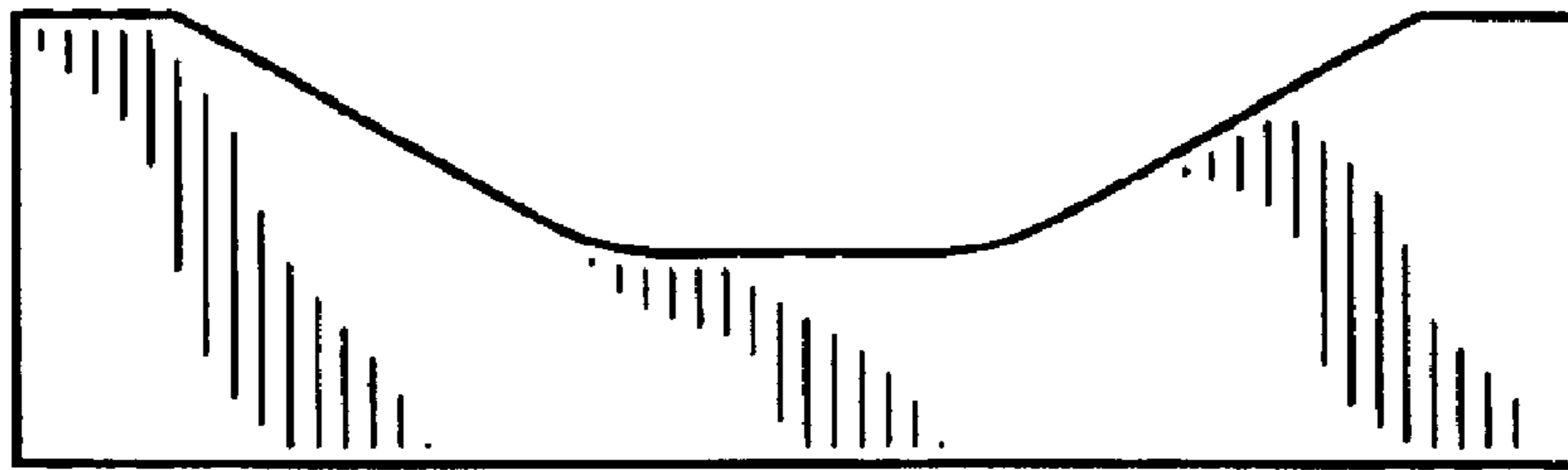


FIG. 3

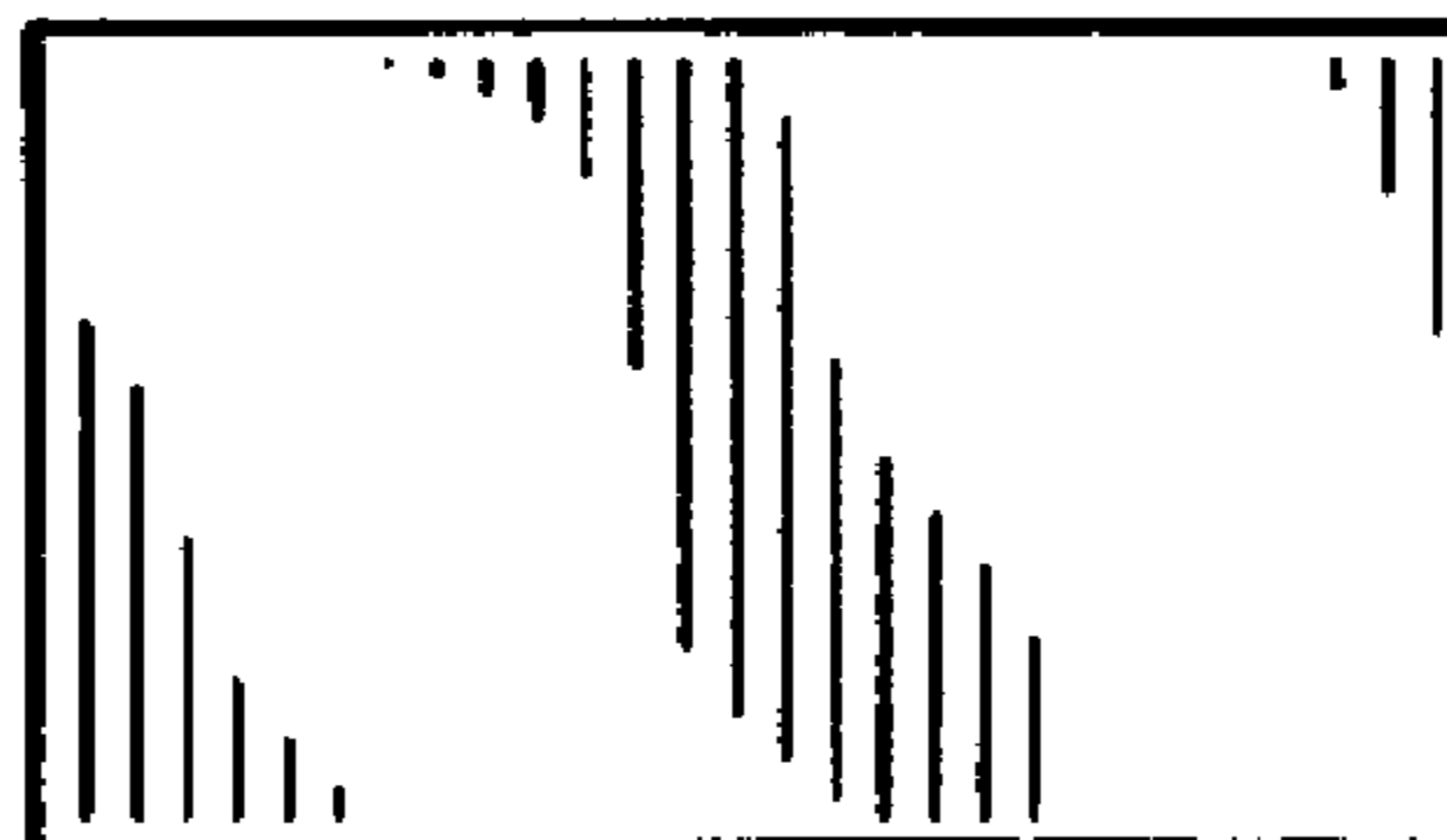


FIG. 4