



US00D515707S

(12) **United States Design Patent**
Shinohara et al.

(10) **Patent No.: US D515,707 S**
(45) **Date of Patent: ** Feb. 21, 2006**

- (54) **FLUORESCENT READER**
- (75) Inventors: **Noriyuki Shinohara, Niihama (JP); Masakazu Mori, Saijyo (JP); Koya Kurokawa, Saijyo (JP)**
- (73) Assignee: **Matsushita Electric Industrial Co., Ltd., Osaka (JP)**
- (**) Term: **14 Years**

- 6,377,342 B1 * 4/2002 Coeurveille 356/244
- 6,458,410 B1 * 10/2002 Ikami et al. 422/82.08
- D467,349 S * 12/2002 Niedbala et al. D24/232
- D474,279 S * 5/2003 Mayer et al. D24/232
- 6,605,813 B1 * 8/2003 Kovalsky et al. 250/458.1
- D479,879 S * 9/2003 Dickinson D24/232
- 6,852,986 B1 * 2/2005 Lee et al. 250/458.1
- 6,929,953 B1 * 8/2005 Wardlaw 422/52

- (21) Appl. No.: **29/196,514**
- (22) Filed: **Dec. 30, 2003**
- (30) **Foreign Application Priority Data**
Sep. 1, 2003 (JP) 2003-025422
- (51) **LOC (8) Cl. 24-01**
- (52) **U.S. Cl. D24/232; D24/216**
- (58) **Field of Classification Search** D24/186,
D24/216, 231, 232; 422/82.05, 52, 82.07,
422/82.08, 82.09, 82.11, 91, 99; 250/458.1,
250/461.2, 361 C, 365, 372; 436/172, 164;
356/244, 246
See application file for complete search history.

FOREIGN PATENT DOCUMENTS

JP D867140 4/1993

* cited by examiner

Primary Examiner—Ian Simmons

(74) *Attorney, Agent, or Firm*—Brinks Hofer Gilson & Lione

(57) **CLAIM**

The ornamental design for a fluorescent reader, as shown and described.

DESCRIPTION

FIG. 1 is a front perspective view of a fluorescent reader of the present invention;
FIG. 2 is a rear perspective view thereof;
FIG. 3 is a front view thereof;
FIG. 4 is a first side view thereof;
FIG. 5 is a rear view thereof;
FIG. 6 is a second side view thereof;
FIG. 7 is a top view thereof; and,
FIG. 8 is a bottom view thereof.

- (56) **References Cited**
U.S. PATENT DOCUMENTS
4,626,684 A * 12/1986 Landa 250/461.2
D377,455 S * 1/1997 Burchard et al. D24/232
D381,756 S * 7/1997 Ohnuma et al. D24/232
D395,513 S * 6/1998 Rogler D24/186

1 Claim, 4 Drawing Sheets




Fig. 1




Fig. 2

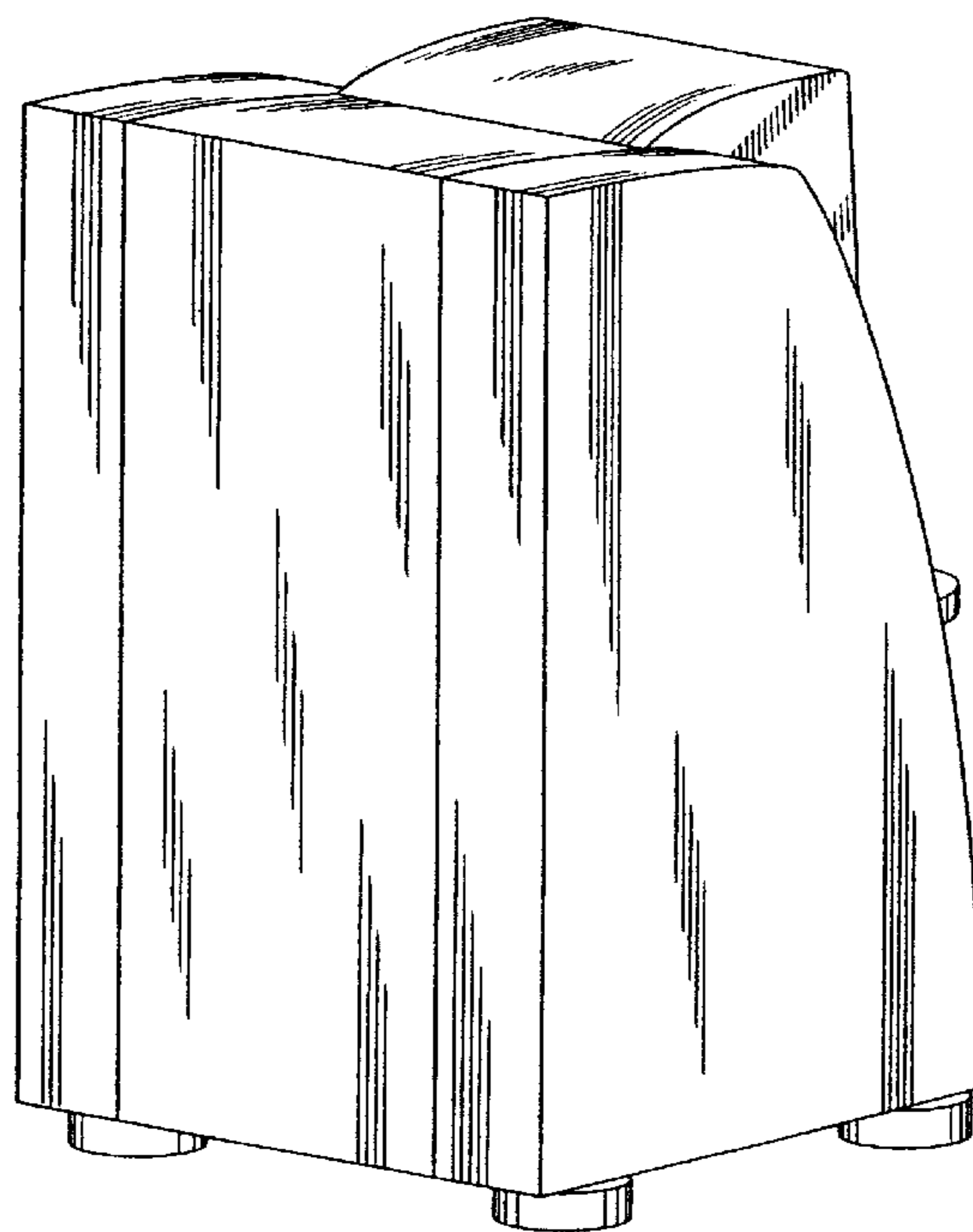


Fig.3

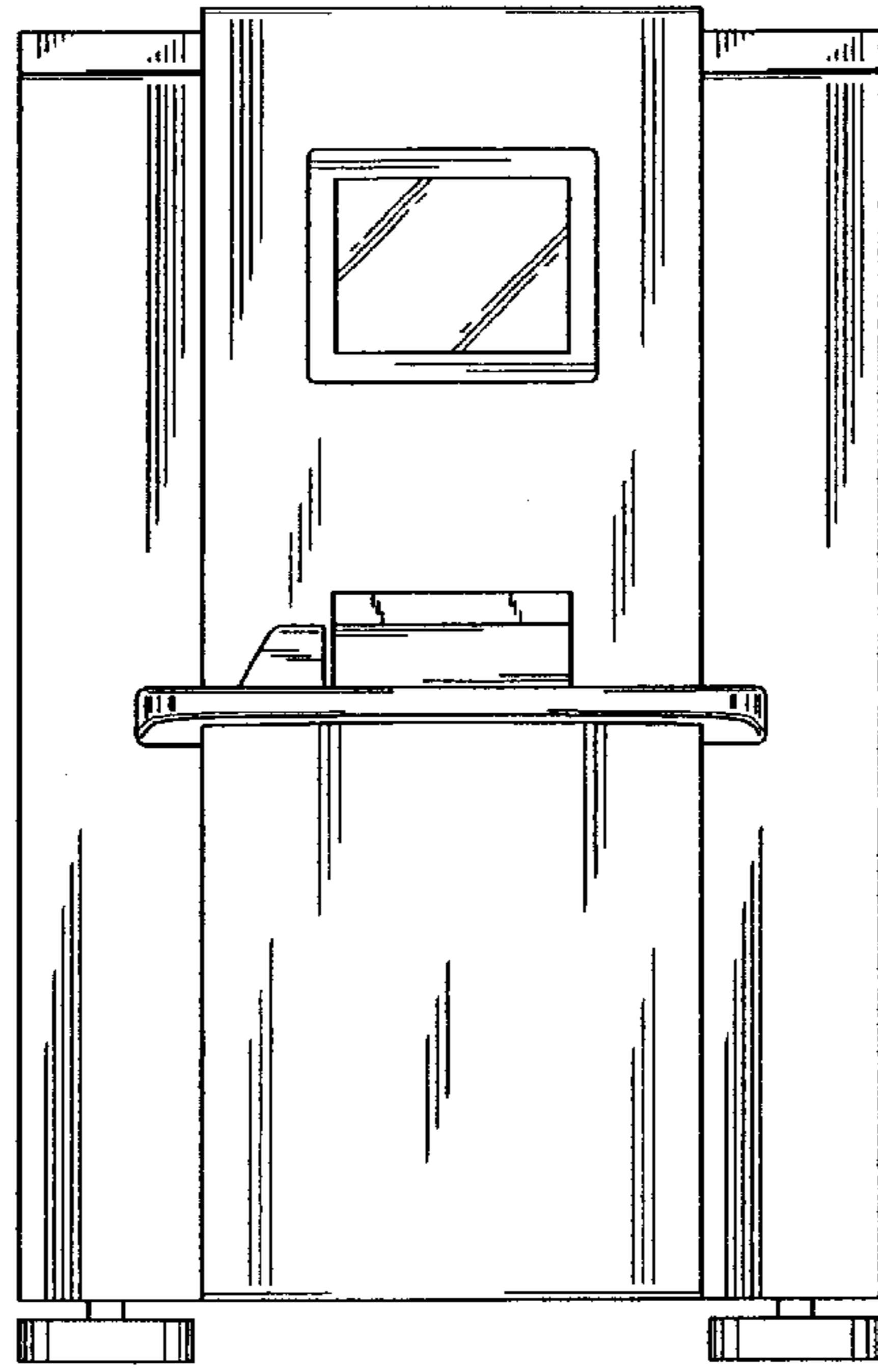


Fig.4

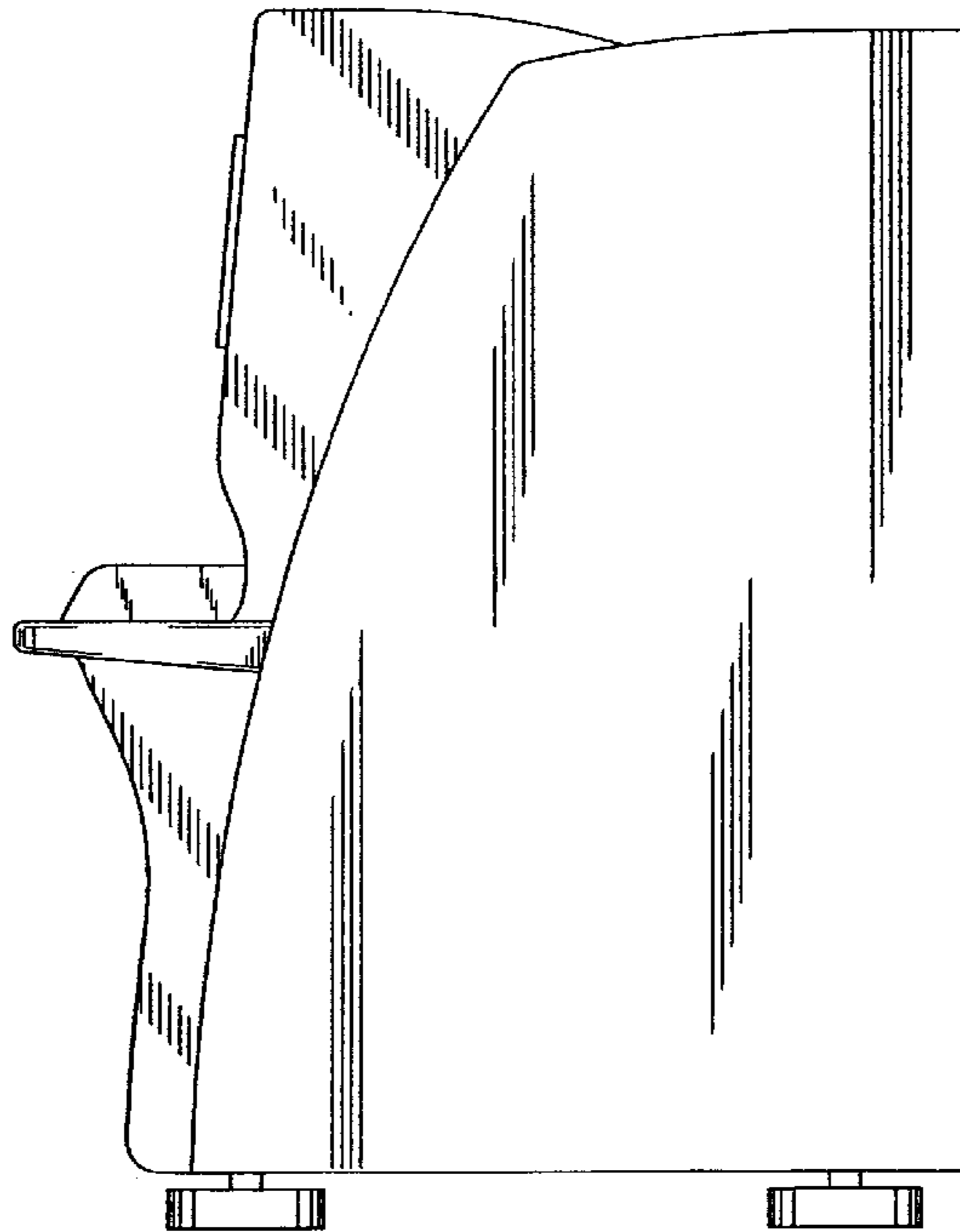


Fig.5

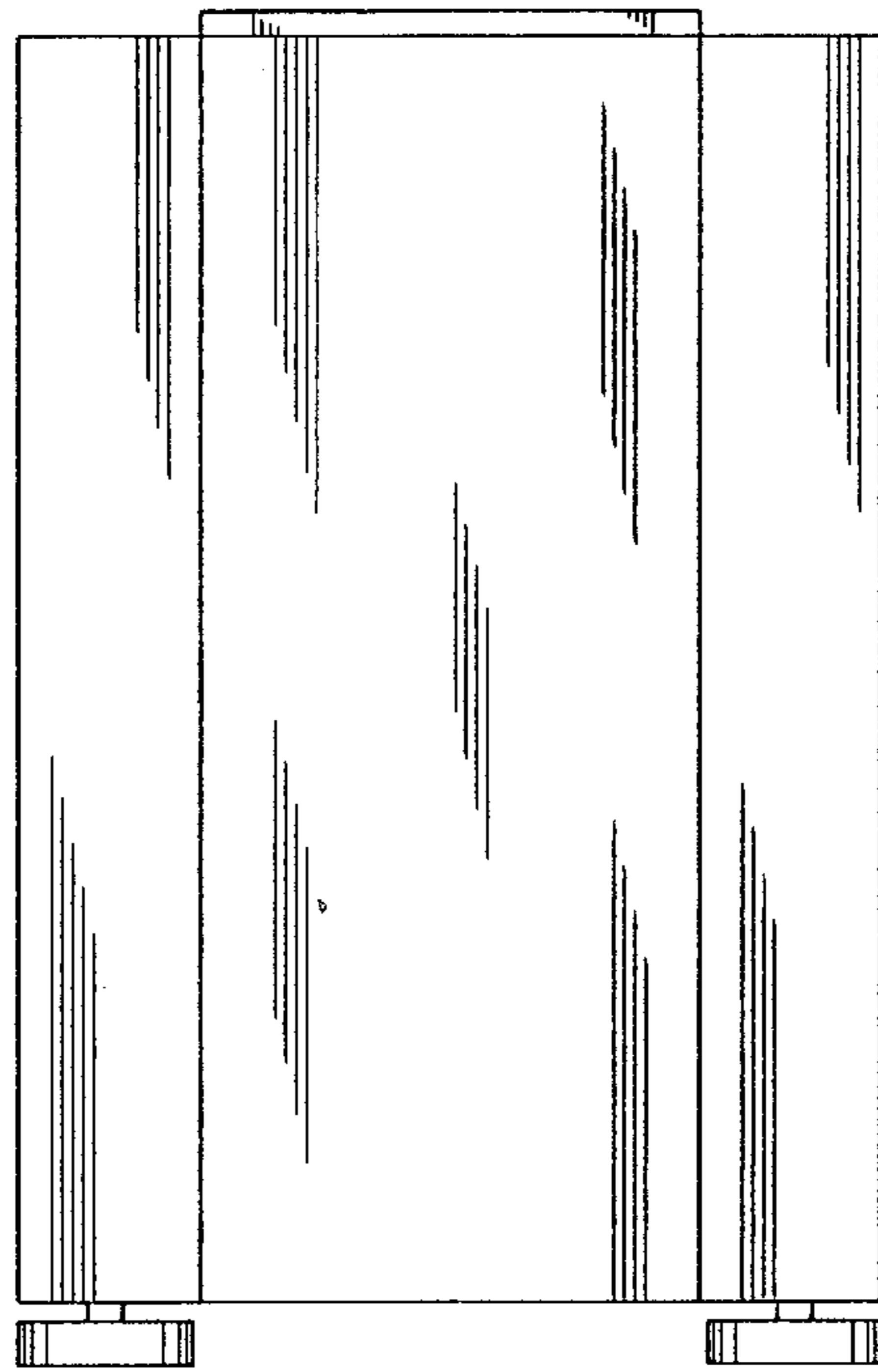


Fig.6

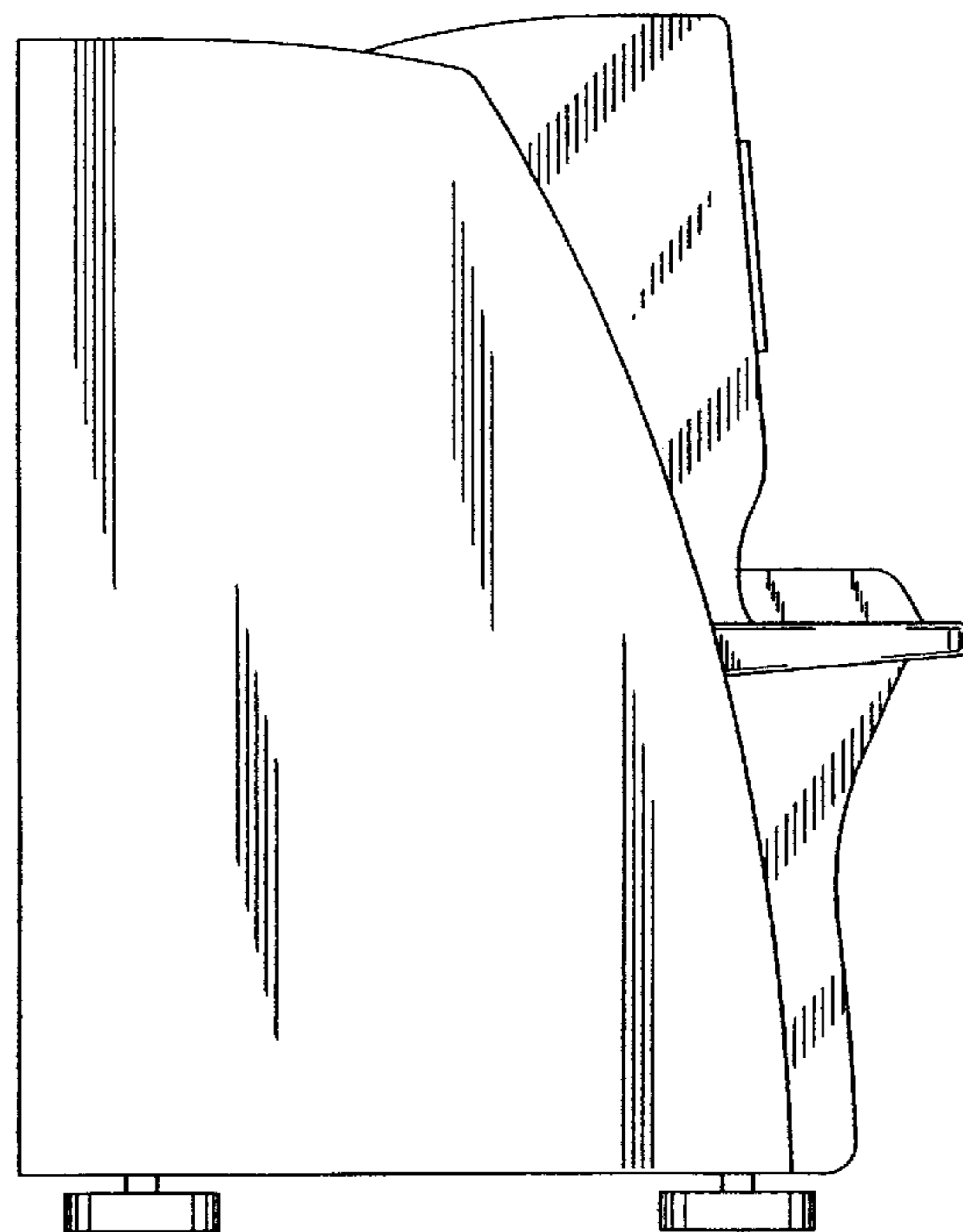


Fig7

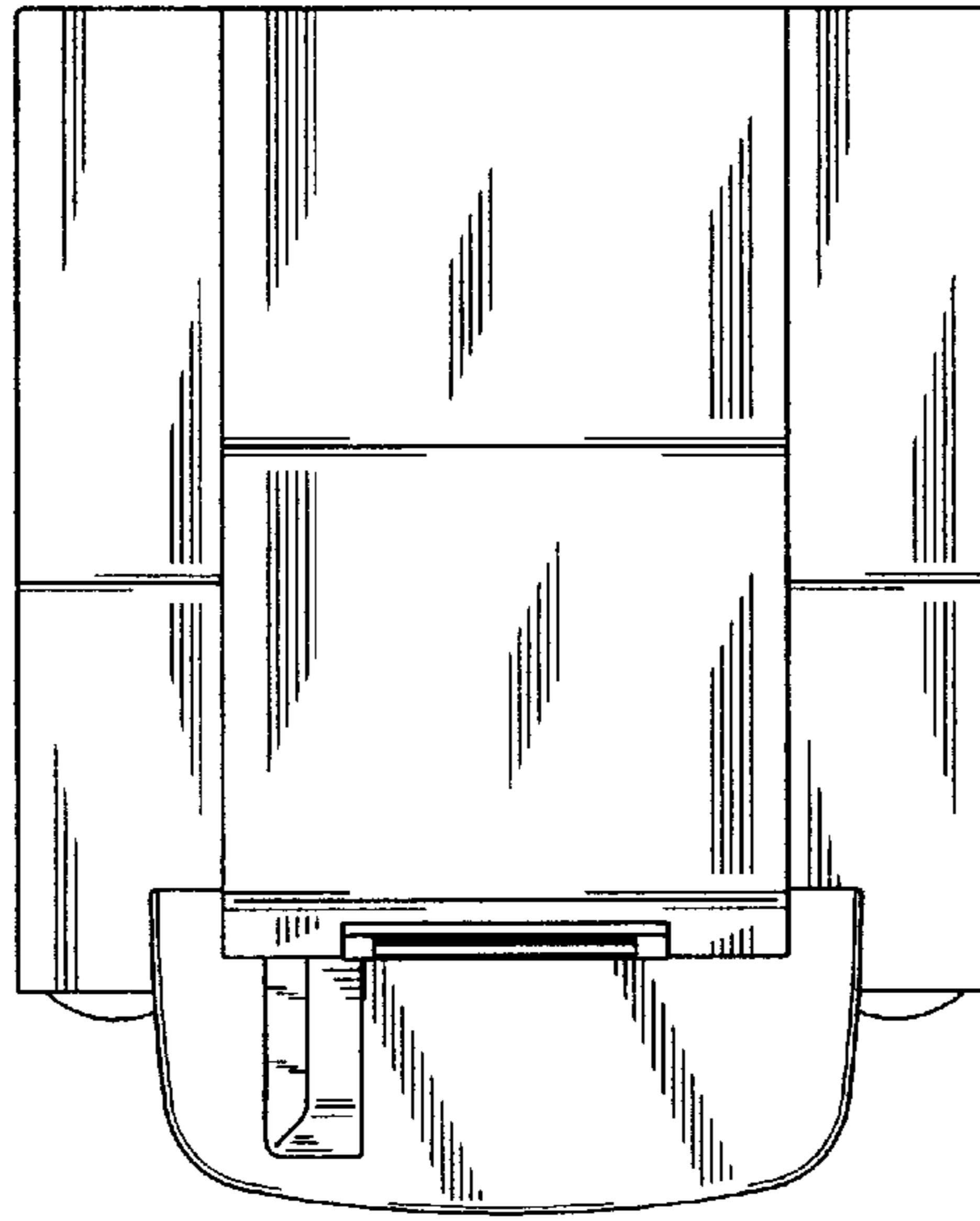


Fig8

