



US00D515691S

(12) **United States Design Patent** (10) **Patent No.:** **US D515,691 S**
Rumens et al. (45) **Date of Patent:** **** Feb. 21, 2006**

(54) **FIREBOX SURROUND**

(75) Inventors: **Kurt W. F. Rumens**, Kirkland, WA (US); **Vance Smith**, Kirkland, VT (US)

(73) Assignee: **Travis Industries, Inc.**, Kirkland, WA (US)

(**) Term: **14 Years**

(21) Appl. No.: **29/179,640**

(22) Filed: **Apr. 11, 2003**

(51) **LOC (8) Cl.** **23-03**

(52) **U.S. Cl.** **D23/403**

(58) **Field of Classification Search** D23/403-406, D23/499, 398, 343, 345, 348, 349, 350; 52/36.3; 126/500, 509, 510, 512, 516, 519, 520, 544; 16/DIG. 11; D25/55, 60; D7/332, 334, 347, D7/348

See application file for complete search history.

(56) **References Cited**

U.S. PATENT DOCUMENTS

4,612 A *	7/1846	Innes et al.	84/237
4,613 A *	7/1846	Innes et al.	470/59
68,928 A *	9/1867	Mackay	235/121
88,509 A *	3/1869	Rankin	126/500
117,053 A *	7/1871	Cushing	126/530
168,025 A *	9/1875	Innes	52/36.3
204,506 A *	6/1878	Ruggles	126/544
245,095 A *	8/1881	Scantlin	52/36.3

(Continued)

FOREIGN PATENT DOCUMENTS

DE	201 05 006 U	6/2001
EP	0 611 921	8/1994
EP	1 199 524 A	4/2002
EP	1 233 237 A	8/2002
EP	1 275 903	1/2003
EP	1 403 585	3/2004
GB	P 00034 A	of 1914
GB	318 723	9/1929

(Continued)

OTHER PUBLICATIONS

- U.S. Appl. No. 10/411,780, Kurt Rumens.
- U.S. Appl. No. 10/811,068, Kurt Rumens.
- U.S. Appl. No. 29/212,335, Kurt Rumens.
- U.S. Appl. No. 29/212,379, Kurt Rumens.
- U.S. Appl. No. 29/212,380, Kurt Rumens.
- U.S. Appl. No. 29/212,381, Kurt Rumens.
- U.S. Appl. No. 29/212,383, Kurt Rumens.
- U.S. Appl. No. 29/212,401, Kurt Rumens.

(Continued)

Primary Examiner—Sandra S. Snapp
(74) *Attorney, Agent, or Firm*—Perkins Coie, LLP

(57) **CLAIM**

The ornamental design for the firebox surround, as shown and described.

DESCRIPTION

FIG. 1 is an isometric view of a first embodiment of the firebox surround showing our new design.

FIG. 2 is a front elevational view of the first embodiment.

FIG. 3 is a rear elevational view of the first embodiment.

FIG. 4 is a right-side elevational view of the first embodiment. The left-side elevational view of the first embodiment is substantially the same as the right-side elevational view.

FIG. 5 is a top plan view of the first embodiment.

FIG. 6 is a bottom plan view of the first embodiment.

FIG. 7 is an isometric view of a second embodiment of the firebox surround showing our new design.

FIG. 8 is a front elevational view of the second embodiment.

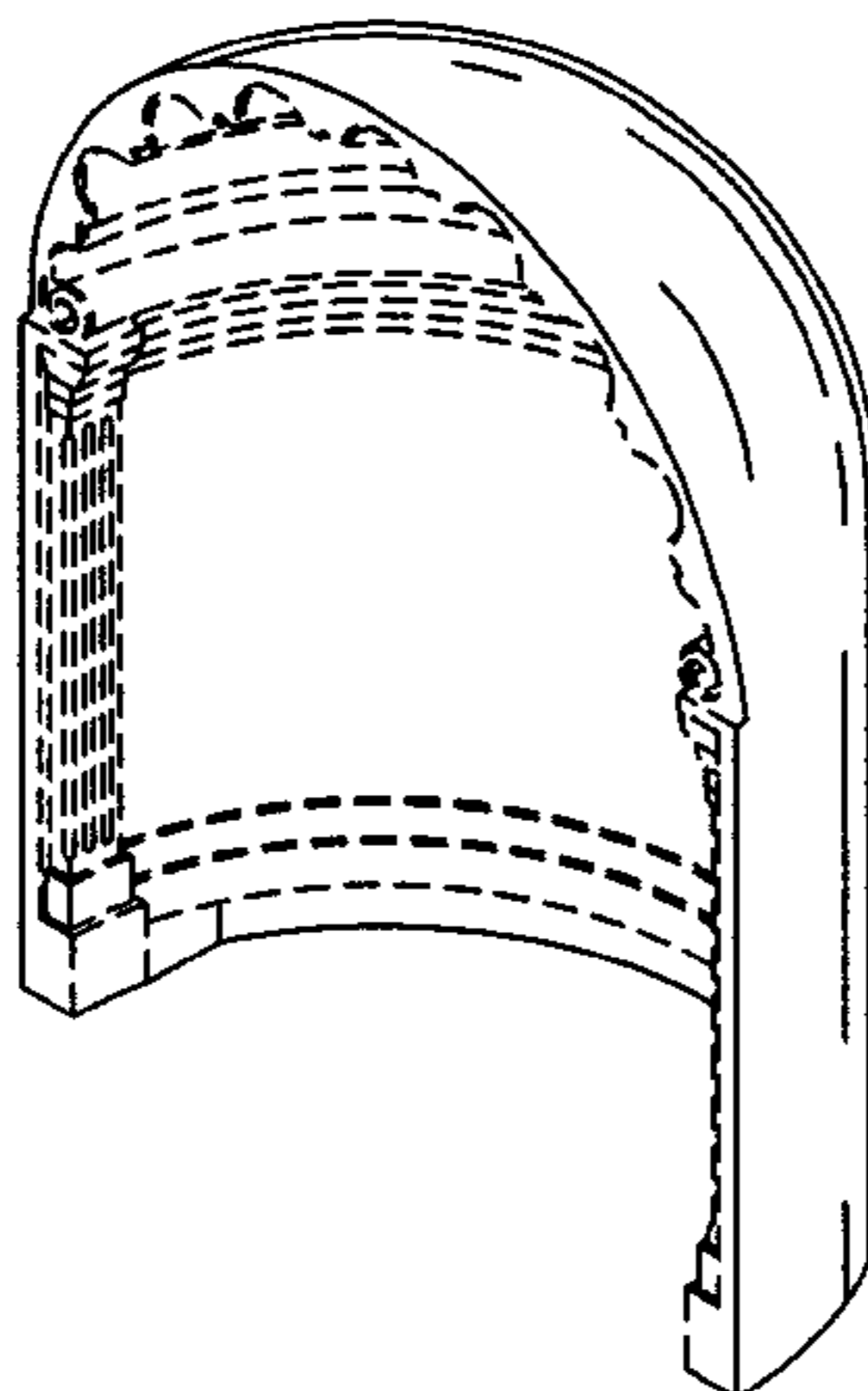
FIG. 9 is a rear elevational view of the second embodiment.

FIG. 10 is a right-side elevational view of the second embodiment. The left-side elevational view of the second embodiment is substantially the same as the right-side elevational view.

FIG. 11 is a top plan view of the second embodiment; and, FIG. 12 is a bottom plan view of the second embodiment.

The broken lines shown in the drawings are for illustrative purposes only and form no part of the claimed design.

1 Claim, 4 Drawing Sheets



U.S. PATENT DOCUMENTS

269,536	A	*	12/1882	Page	52/36.3
280,492	A	*	7/1883	McCully	52/36.3
413,349	A	*	10/1889	Marsh	52/717.06
417,914	A	*	12/1889	Graves	52/36.3
579,740	A		3/1897	Cohen		
D27,157	S		6/1897	Camensch		
D32,539	S		4/1900	Campbell		
1,630,910	A	*	5/1927	Weissinger	52/315
D80,975	S		5/1930	Sloss		
D178,132	S		6/1956	Love		
3,654,913	A		4/1972	Derrigner et al.		
3,778,945	A		12/1973	Medow		
4,112,913	A		9/1978	Shimek et al.		
D269,036	S		5/1983	Bortz		
4,433,518	A	*	2/1984	Rice	52/435
4,465,055	A		8/1984	Bortz		
4,475,531	A		10/1984	Gerhart		
4,572,156	A		2/1986	Lentz		
D311,574	S		10/1990	Syme et al.		
5,009,220	A		4/1991	Cornelison		
D384,406	S	*	9/1997	Newman et al.	D23/343
D385,023	S	*	10/1997	Newman et al.	D23/343
5,738,084	A		4/1998	Hussong		
5,775,408	A		7/1998	Shimek et al.		
5,794,610	A		8/1998	Facchina		
5,826,357	A		10/1998	Hechler		
5,887,388	A		3/1999	Hempel et al.		
D410,075	S	*	5/1999	Wilson	D23/339
D410,537	S	*	6/1999	Brunner	D23/342
5,983,890	A		11/1999	Thomas et al.		
6,029,655	A		2/2000	Hussong et al.		
D426,291	S	*	6/2000	Brunner	D23/342
D431,646	S		10/2000	Mattarelli		
6,142,143	A		11/2000	Martin		
6,152,551	A		11/2000	Annas		
6,269,809	B1		8/2001	Fleming		
6,439,226	B1		8/2002	Johnson		
D465,023	S		10/2002	Caldwell		
6,601,579	B2		8/2003	Fier		
D489,807	S	*	5/2004	Rumens	D23/404
D499,178	S	*	11/2004	Rumens	D23/404

2002/0170215 A1 11/2002 Mix et al.
 2004/0200470 A1 * 10/2004 Rumens 126/512

FOREIGN PATENT DOCUMENTS

GB	450 149 A	7/1936
GB	669 309	4/1952
GB	2 180 927 A	4/1987
GB	2 298 073 A	8/1996
GB	2 372 807 A	9/2002

OTHER PUBLICATIONS

HearthWarming, A Guide to Hearth Products, Hearth & Home Fireside, Copyright 2001, p. 21.
 Better Homes and Gardens Special Interest Publications, Building Ideas for Your New Home, Winter 1995, pp. 86-91.
 Northwest Home Comfort, 2000/2001, p. 25.
 Better Homes and Gardens Special Interest Publications, Home Products Guide, Fall/Winter 1999, pp. 70-77.
 HearthWarming, A Guide to Hearth Products, A Publication of Village West Publishing, Copyright 1998, pp. 26 and un-numbered.
 Regency Fireplace Products Brochure, "What's New for 2002" (1 page).
 Hearth & Home, A Publication of Village West Publishing, Feb. 2002, pp. 13, 25, 33, 35 and 45.
 Regency Fireplace Products Home Page, Jan. 18, 2002 (1 page) <http://www.regency-fire.com>.
 Fireplace Xtrodinair, Direct Vent Gas Fireplaces, Product Brochure, Copyright 1997 (6 pages).
 Berkshire™ Cast Iron & Stone Gas Stoves Catalog, Copyright 2001, pp. 6 and 7.
 Log Home Living, Sep. 2000, p. 63.
 HearthWarming, A Guide to Hearth Products, A Publication of Village West Publishing, Copyright 1997, pp. 13 and un-numbered.
 Waterford Gas and Wood Catalog, pp. 1, 5, 8, and 9.

* cited by examiner

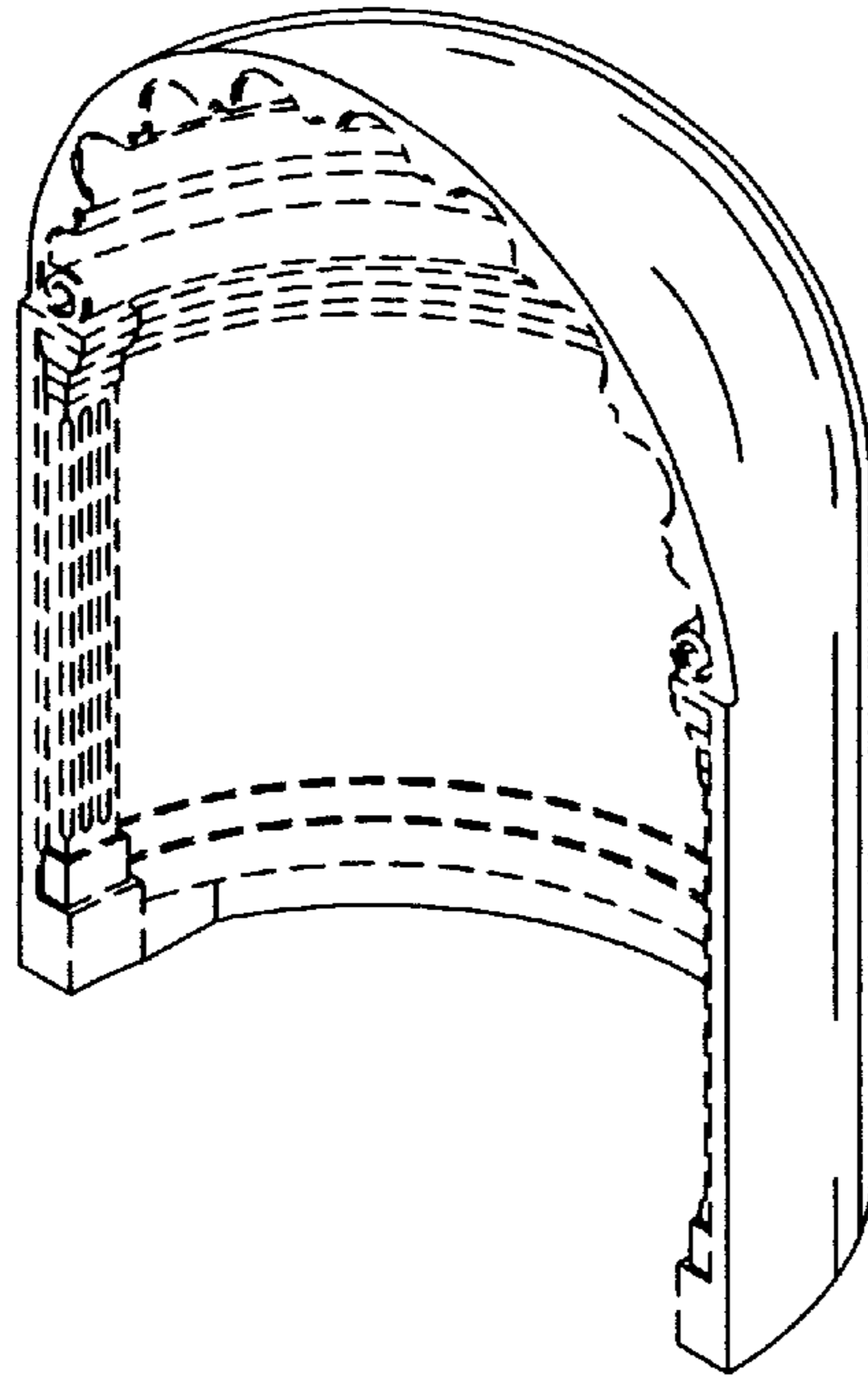


Fig. 1




Fig. 2

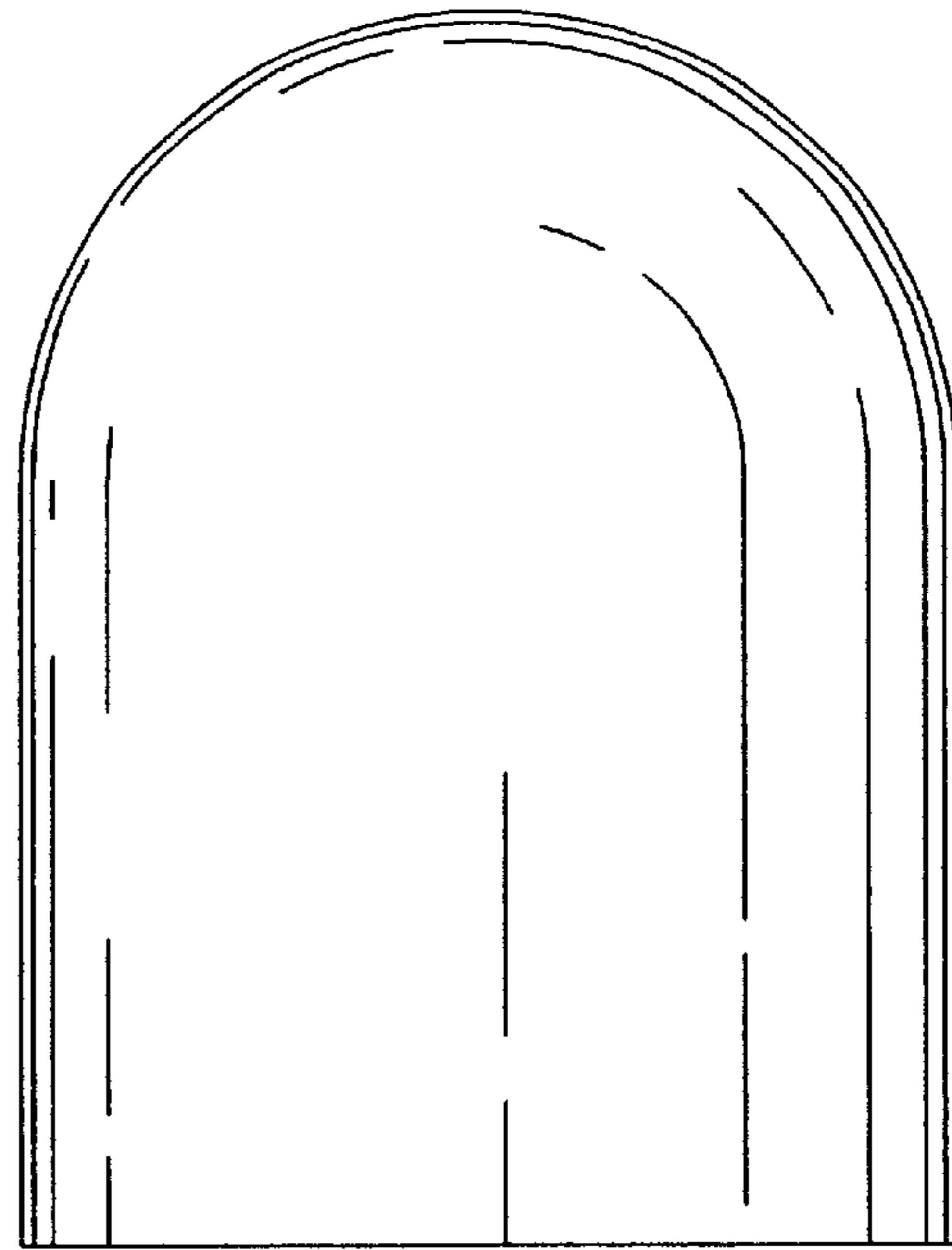


Fig. 3

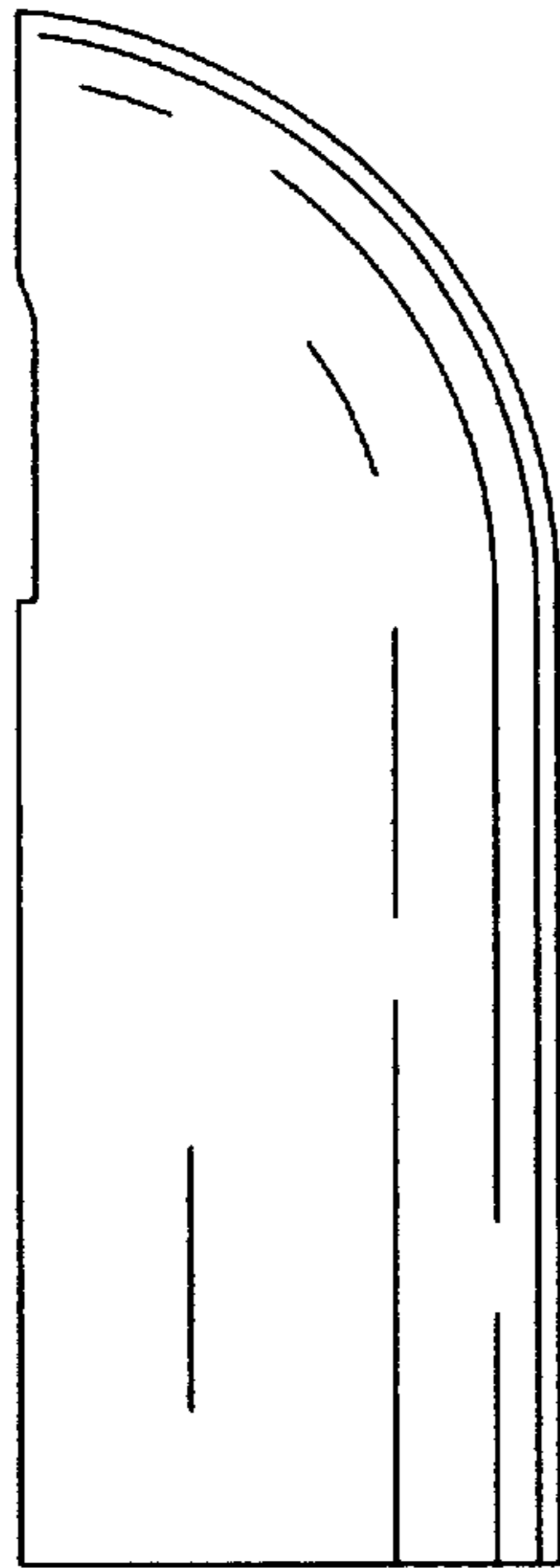


Fig. 4

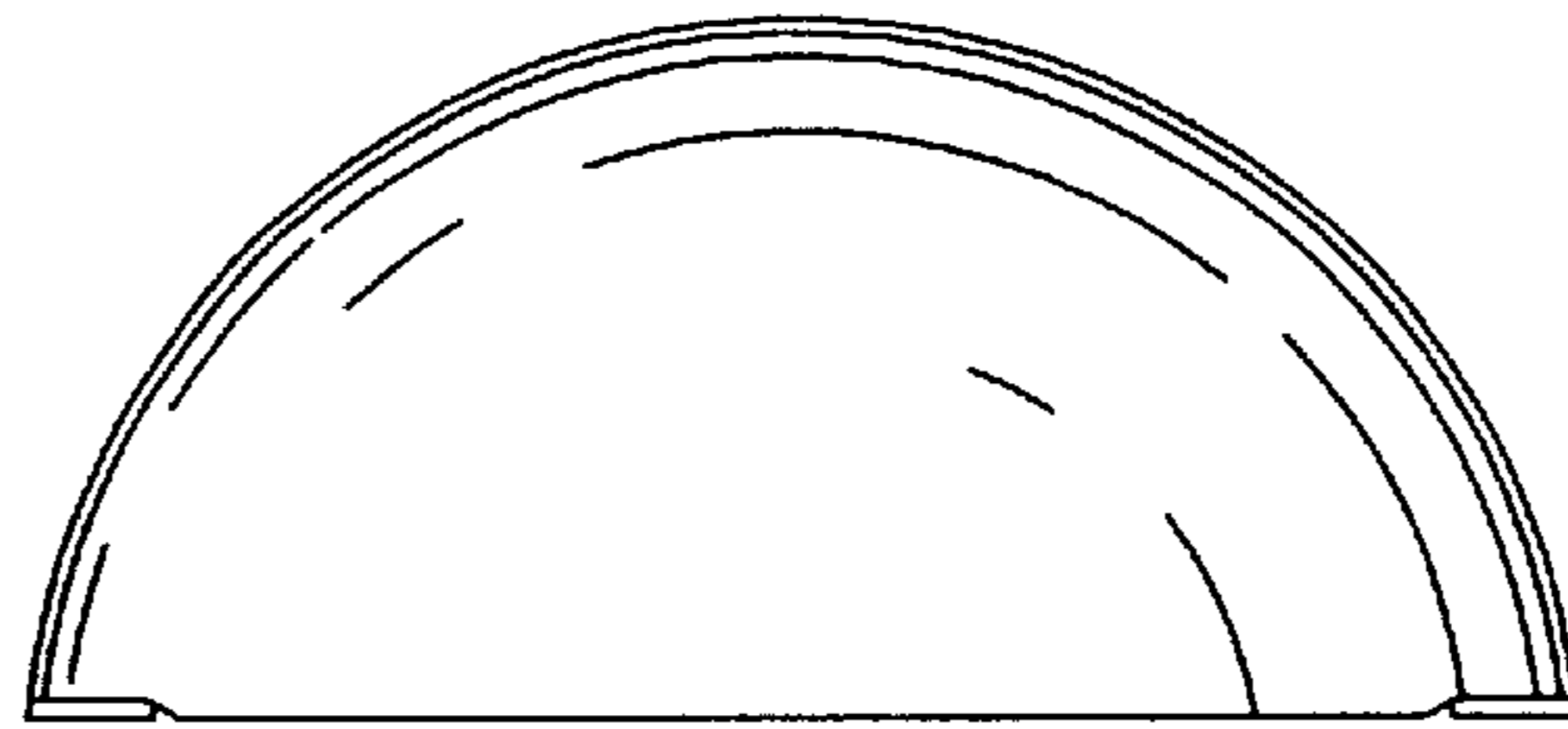


Fig. 5

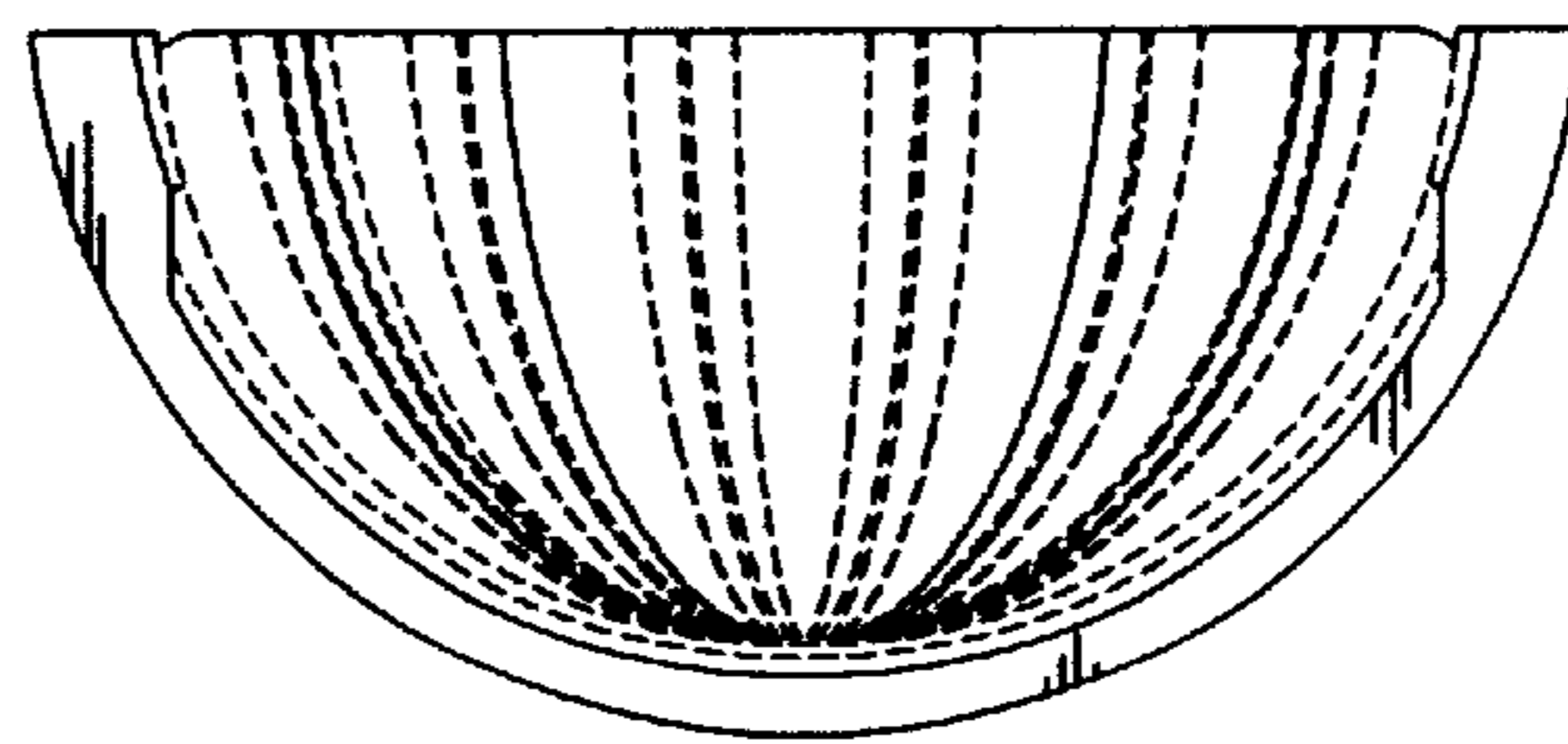


Fig. 6

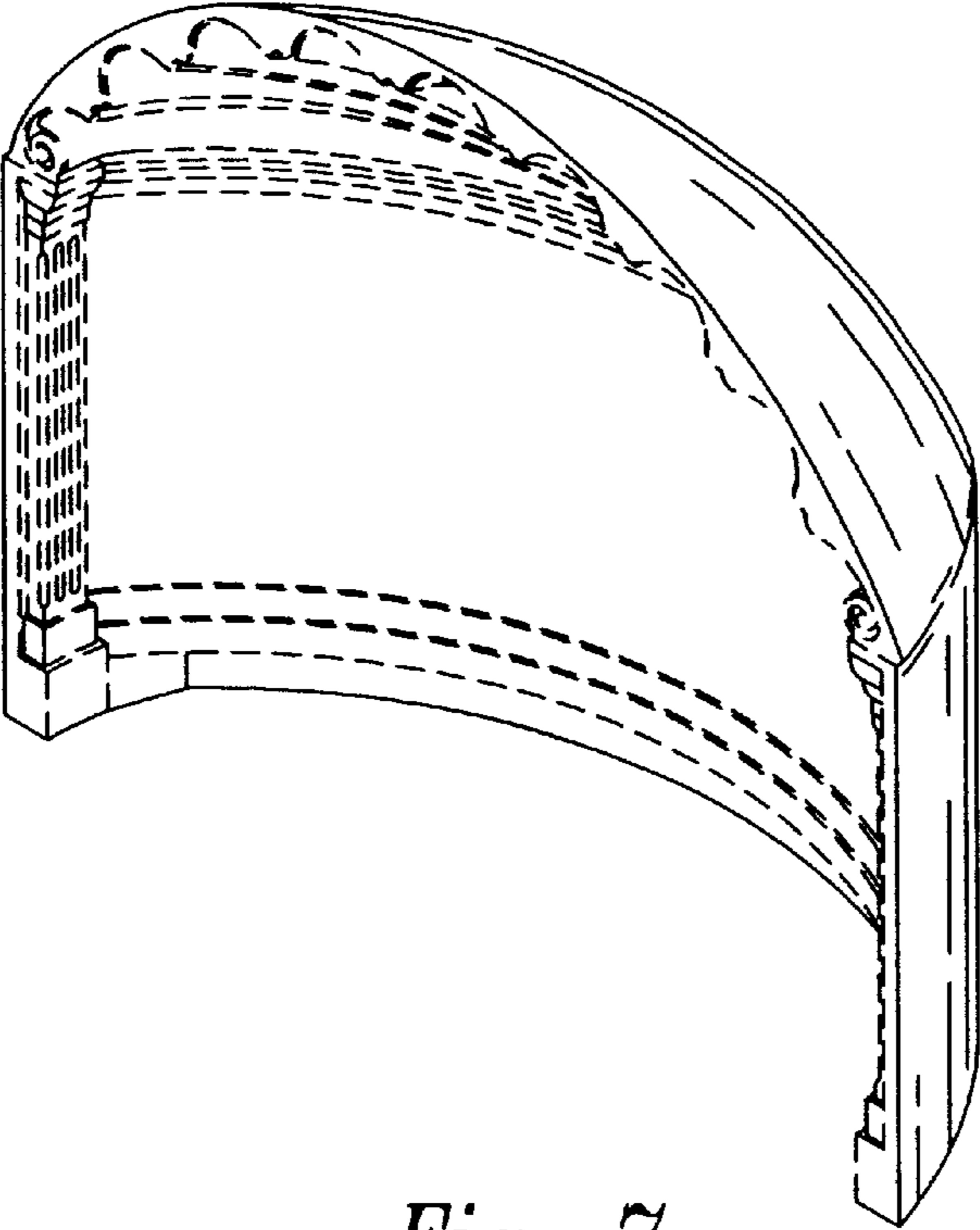


Fig. 7

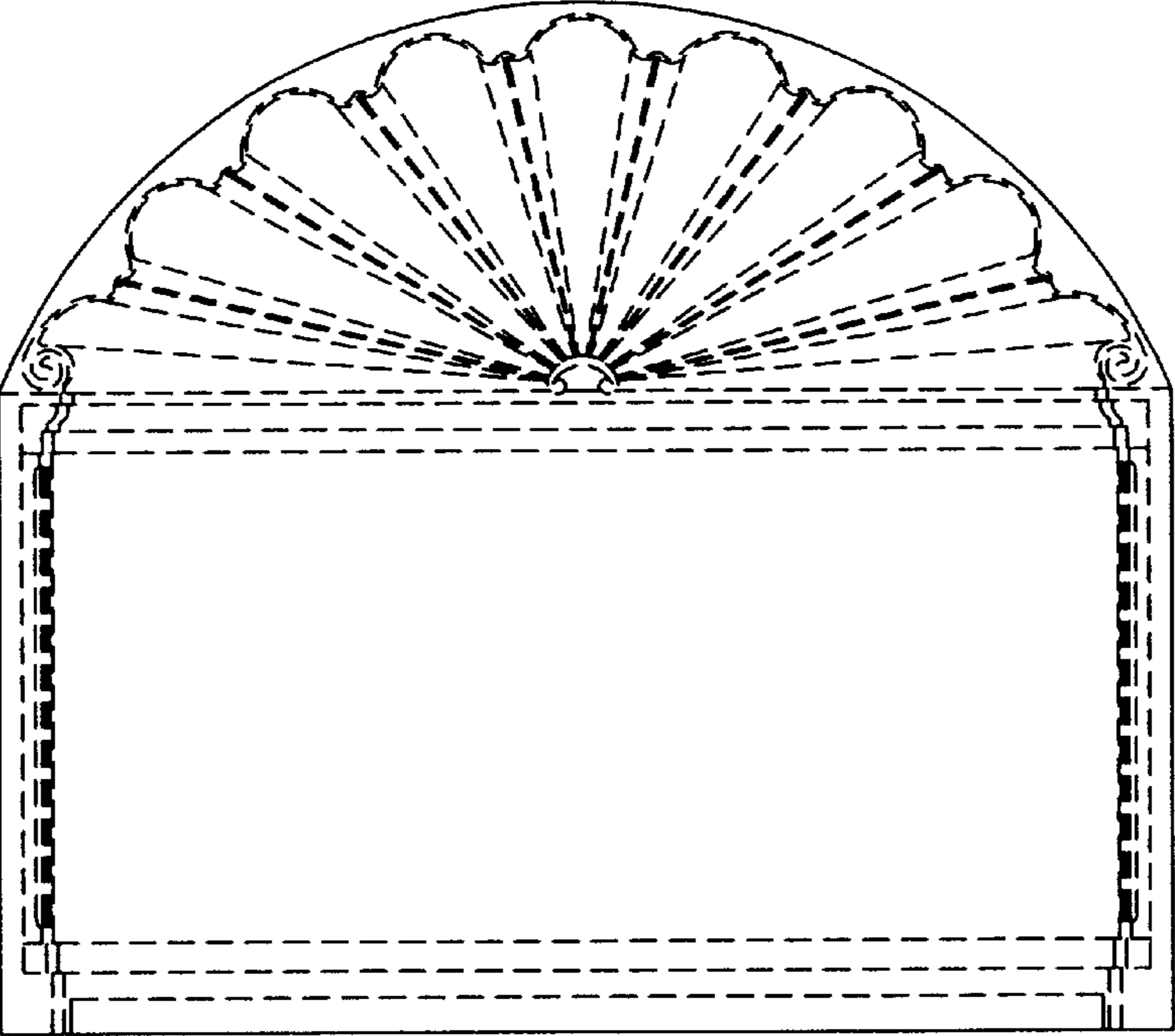


Fig. 8

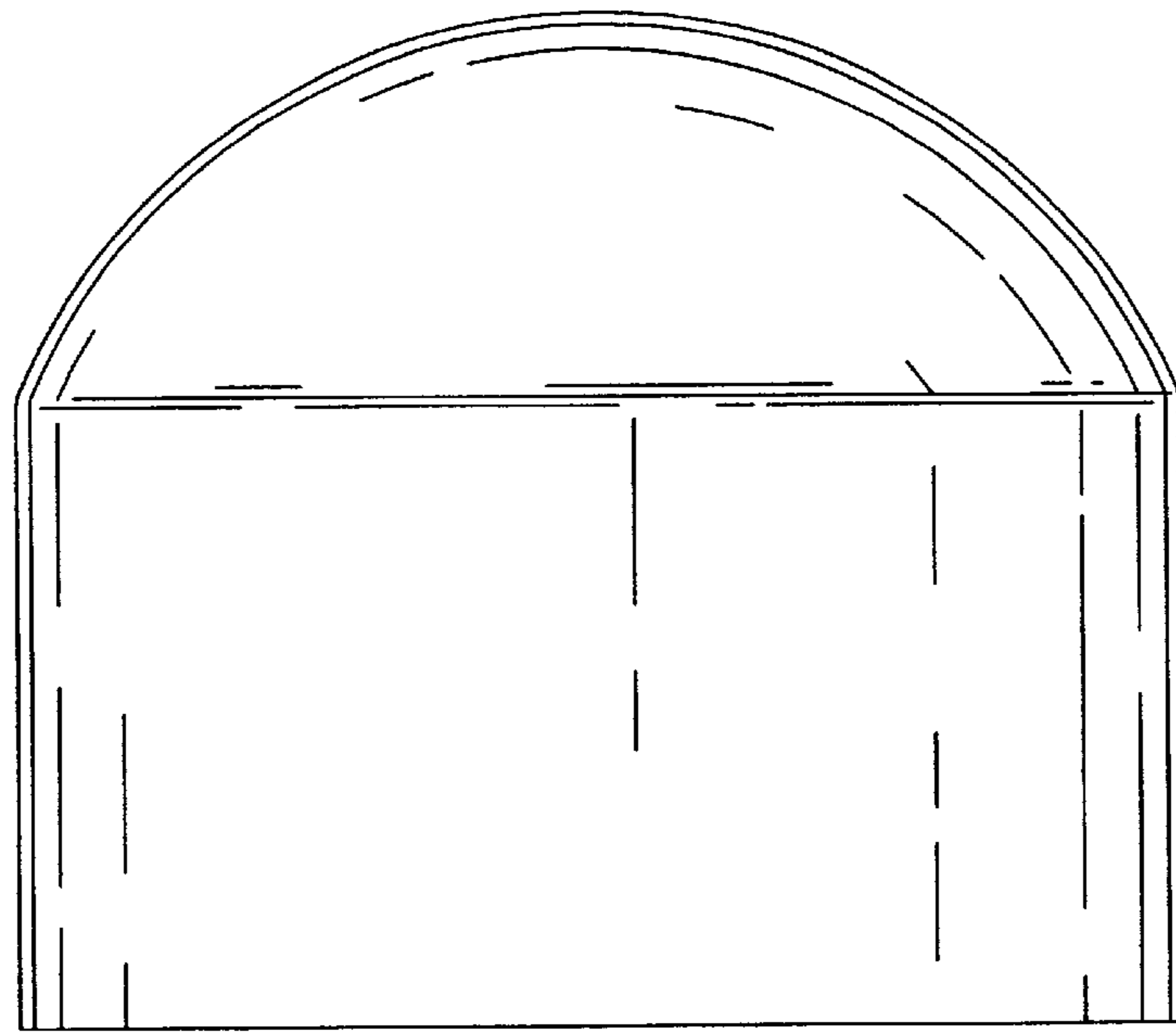


Fig. 9




Fig. 10

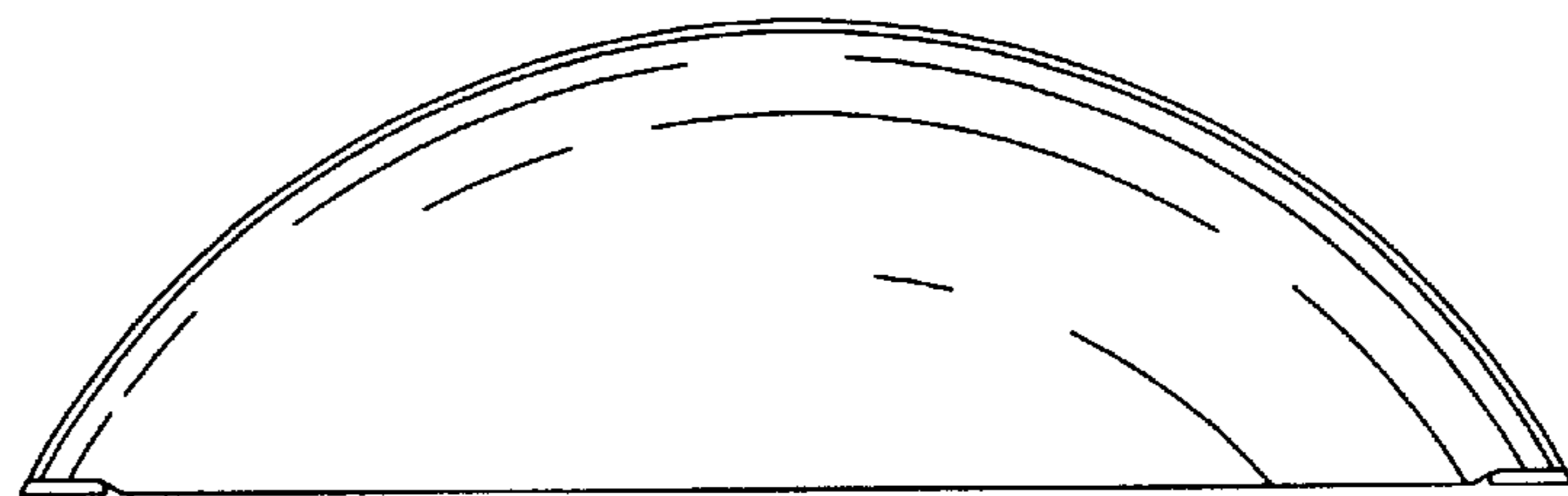


Fig. 11

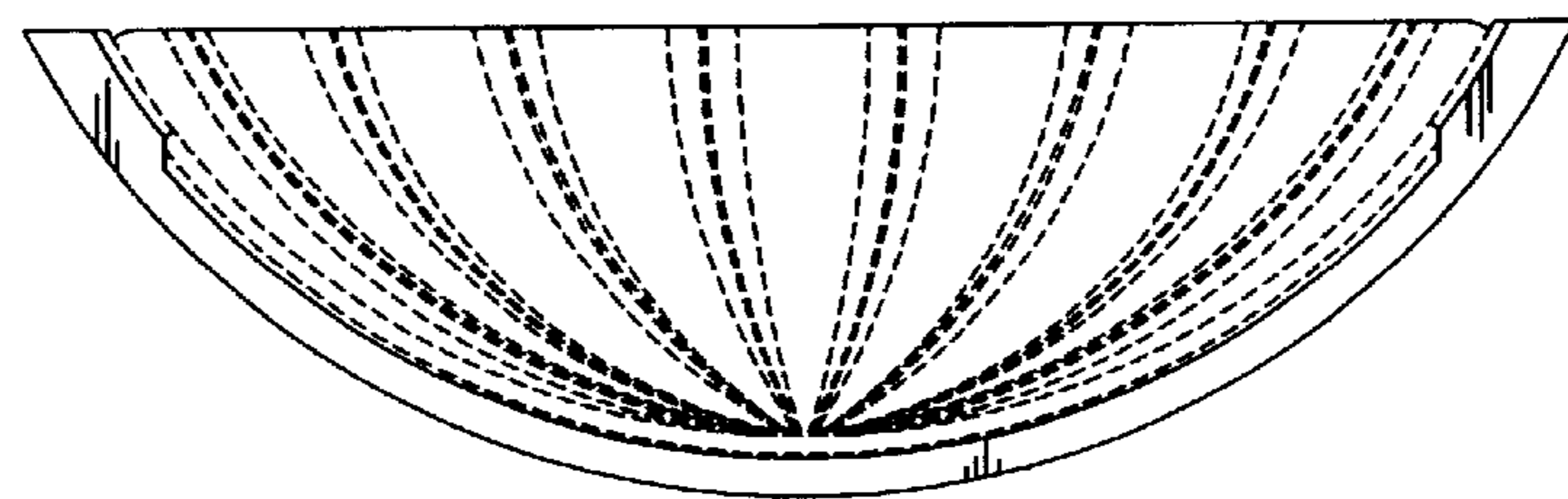


Fig. 12