



US00D515688S

(12) **United States Design Patent**
Li

(10) **Patent No.:** **US D515,688 S**

(45) **Date of Patent:** **** Feb. 21, 2006**

(54) **FAN BLADE**

D486,905 S * 2/2004 Wang D23/379

(75) **Inventor:** **Nien-Lun Li, Hsin-Chuang (TW)**

* cited by examiner

(73) **Assignee:** **Datech Technology Co., Ltd., Taipei Hsien (TW)**

Primary Examiner—Lisa Lichtenstein
(74) *Attorney, Agent, or Firm*—Troxell Law Office, PLLC

(**) **Term:** **14 Years**

(57) **CLAIM**

The ornamental design for a fan blade, as shown.

(21) **Appl. No.:** **29/210,375**

(22) **Filed:** **Aug. 2, 2004**

DESCRIPTION

(51) **LOC (8) Cl.** **23-04**

(52) **U.S. Cl.** **D23/379**

(58) **Field of Classification Search** D23/379,
D23/370, 411, 413; 416/223 R, 238

See application file for complete search history.


FIG. 1 is an perspective view of a fan blade, in accordance with the present invention;
FIG. 2 is a front elevational view thereof;
FIG. 3 is a rear elevational view thereof;
FIG. 4 is a left side elevational view thereof;
FIG. 5 is a right side elevational view thereof;
FIG. 6 is a top plan view thereof; and,
FIG. 7 is a bottom plan view thereof.

(56) **References Cited**

U.S. PATENT DOCUMENTS

D368,772 S * 4/1996 Liao D23/411

1 Claim, 7 Drawing Sheets






FIG.1

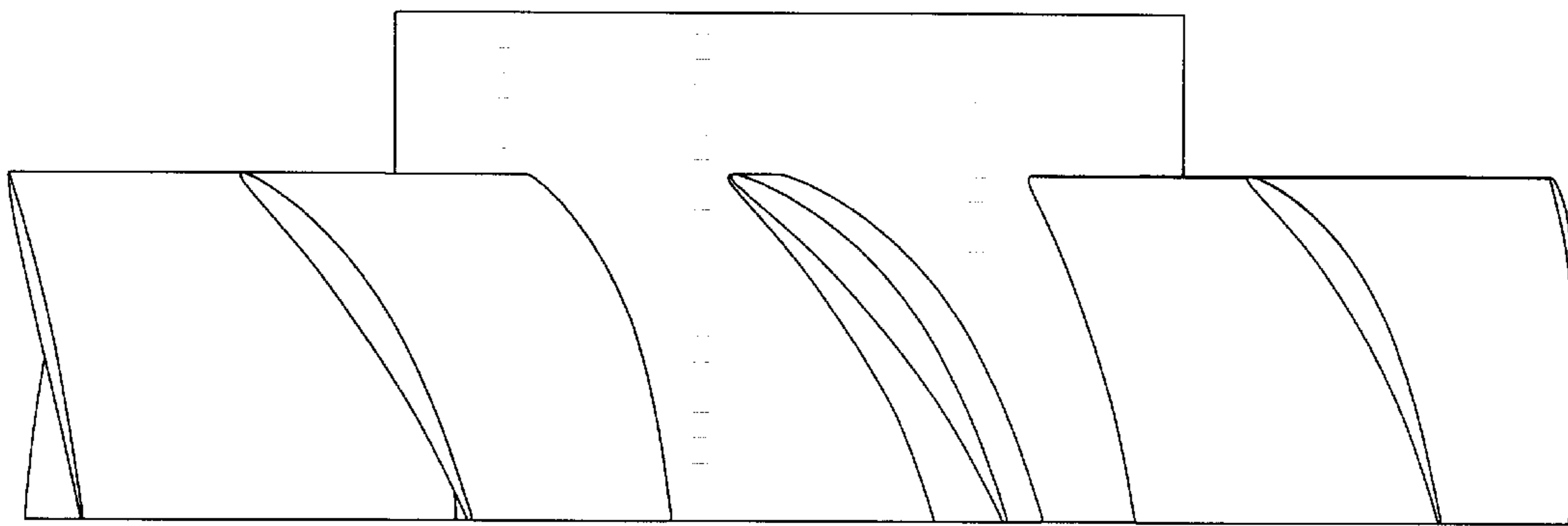


FIG.2

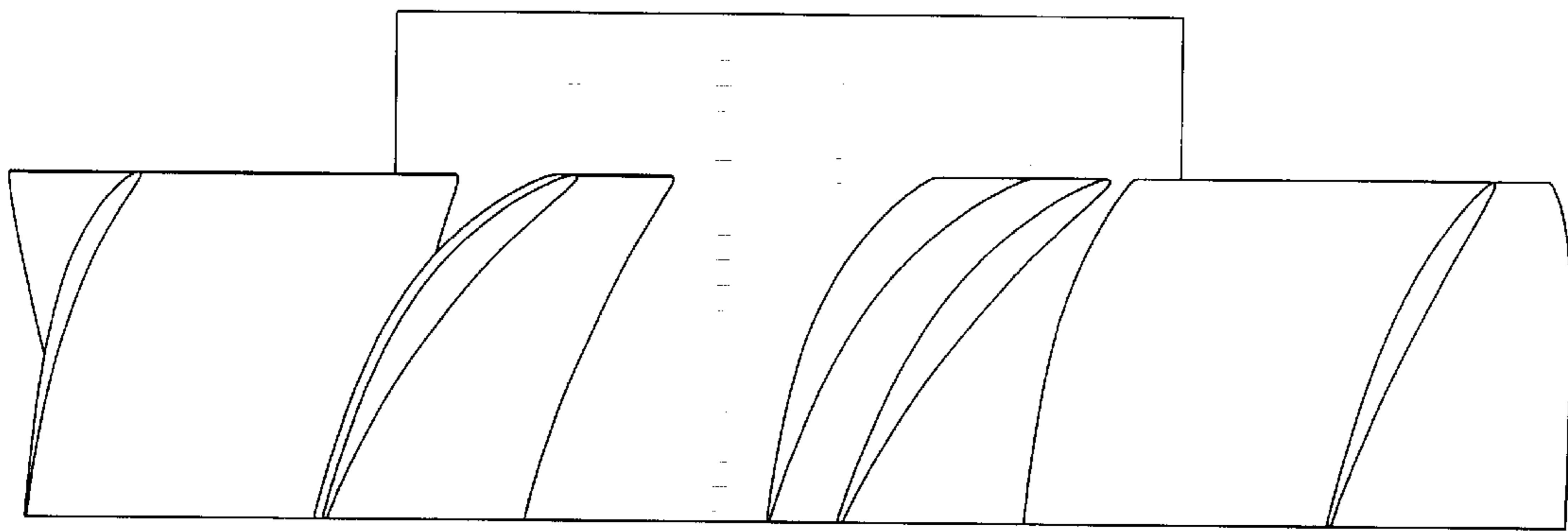


FIG.3

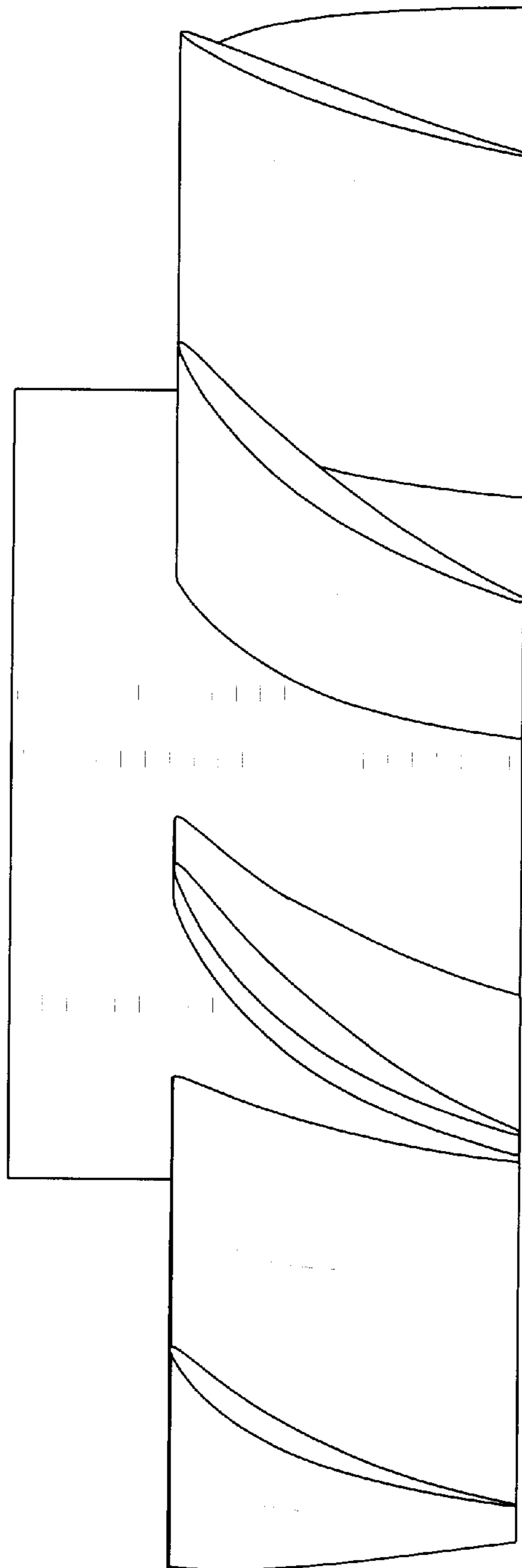


FIG.4

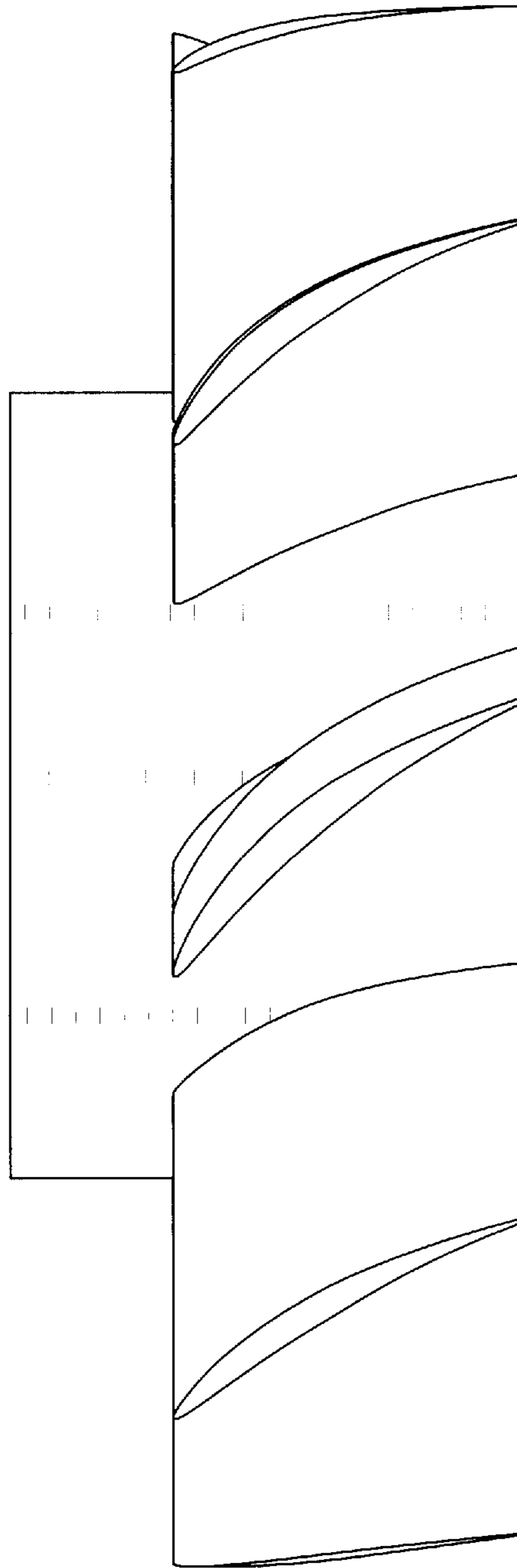


FIG.5




FIG.6




FIG.7