



US00D515679S

(12) **United States Design Patent**
Borowske et al.

(10) **Patent No.:** **US D515,679 S**
(45) **Date of Patent:** **** Feb. 21, 2006**

(54) **OUTDOOR FIREPLACE**

(75) Inventors: **James Borowske**, 1718 Bean Oller Rd., Delaware, OH (US) 43015; **Robert W. Ferguson**, Sharon, VT (US); **Stephen F. Richardson**, Randolph Center, VT (US); **Derik K. Andors**, Braintree, VT (US)

(73) Assignee: **James Borowske**, Delaware, OH (US)

(**) Term: **14 Years**

(21) Appl. No.: **29/207,419**

(22) Filed: **Jun. 14, 2004**

(51) **LOC (8) Cl.** **23-03**

(52) **U.S. Cl.** **D23/343; D6/480; D7/333**

(58) **Field of Classification Search** D23/398, D23/342, 343, 348, 346, 350, 317, 403; 126/58, 126/500, 505, 519, 555, 9 A, 9 R; D6/480, D6/484, 486; D7/332, 337, 334, 362; D25/151
See application file for complete search history.

(56) **References Cited**

U.S. PATENT DOCUMENTS

- D108,483 S * 2/1938 Underwood D23/342
- 2,728,334 A * 12/1955 Paoella 126/9 R
- 3,491,744 A * 1/1970 Von Kohorn, Jr. et al. .. D7/334
- 3,557,770 A * 1/1971 Szentkuti 126/9 R
- 3,561,420 A * 2/1971 Paoella 126/9 R

- 5,168,796 A * 12/1992 Porton et al. D7/332
- D389,009 S * 1/1998 Baykal D7/335
- 6,354,288 B1 * 3/2002 McDonald 126/519
- D463,923 S * 10/2002 Wistehuff, Sr. D6/480
- 6,609,514 B1 * 8/2003 Bertolas 126/519
- 6,769,906 B1 * 8/2004 Grove et al. 126/519
- 6,790,033 B2 * 9/2004 Grady et al. 126/500

* cited by examiner

Primary Examiner—Louis S. Zarfaz

Assistant Examiner—Melanie Levy

(74) *Attorney, Agent, or Firm*—William Mullen, PC; Thomas F. Bergert

(57) **CLAIM**

The ornamental design for an outdoor fireplace, as shown and described.

DESCRIPTION

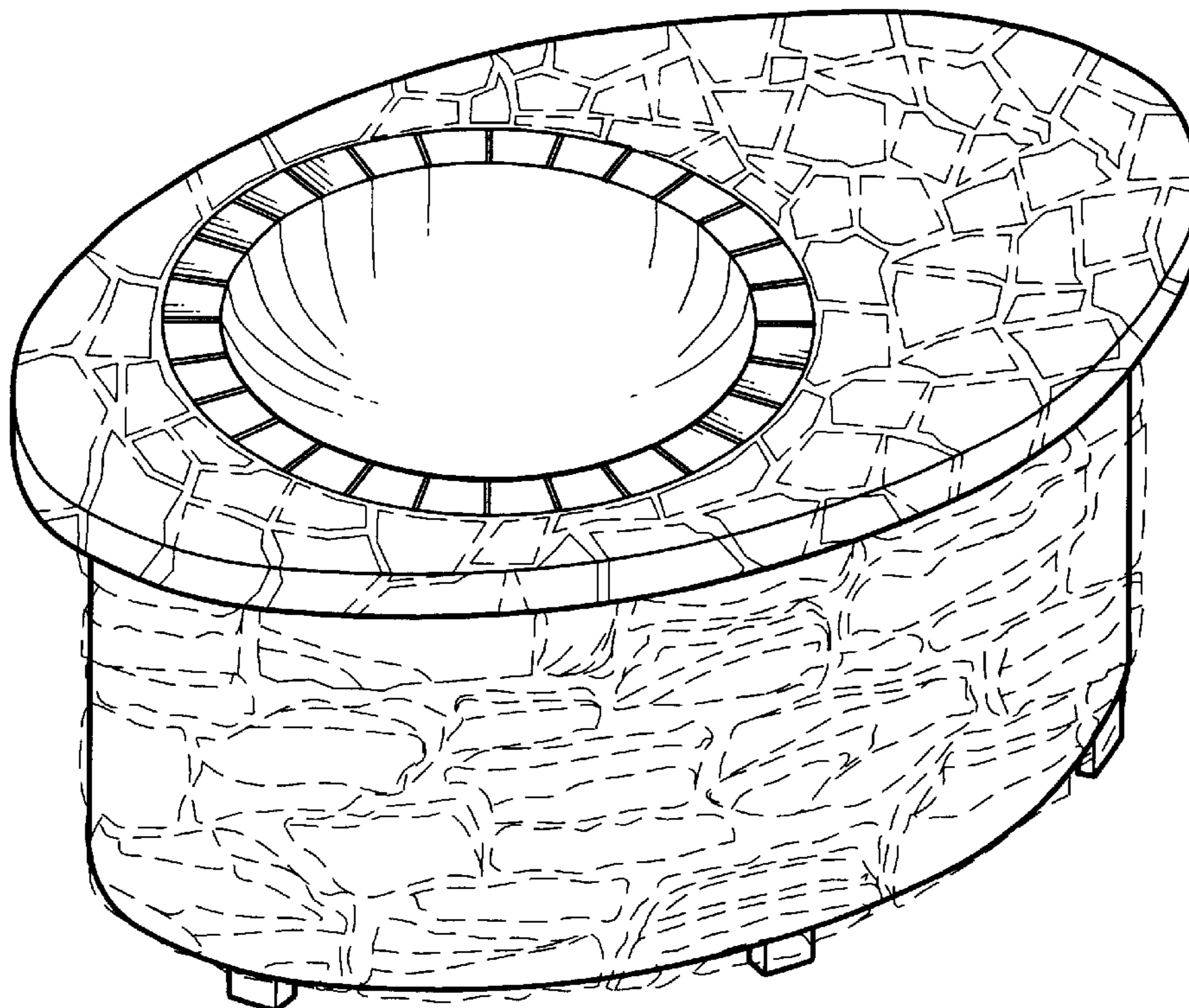
FIG. 1 is a top right front perspective view of an outdoor fireplace showing our new design.

FIG. 2 is a bottom plan view of the outdoor fireplace of FIG. 1;

FIG. 3 is an end view of the outdoor fireplace of FIG. 1; and, FIG. 4 is a side view of the outdoor fireplace of FIG. 1.

The broken line showing of decorative stone items is for illustrative purposes only and forms no part of the claimed design.

1 Claim, 2 Drawing Sheets



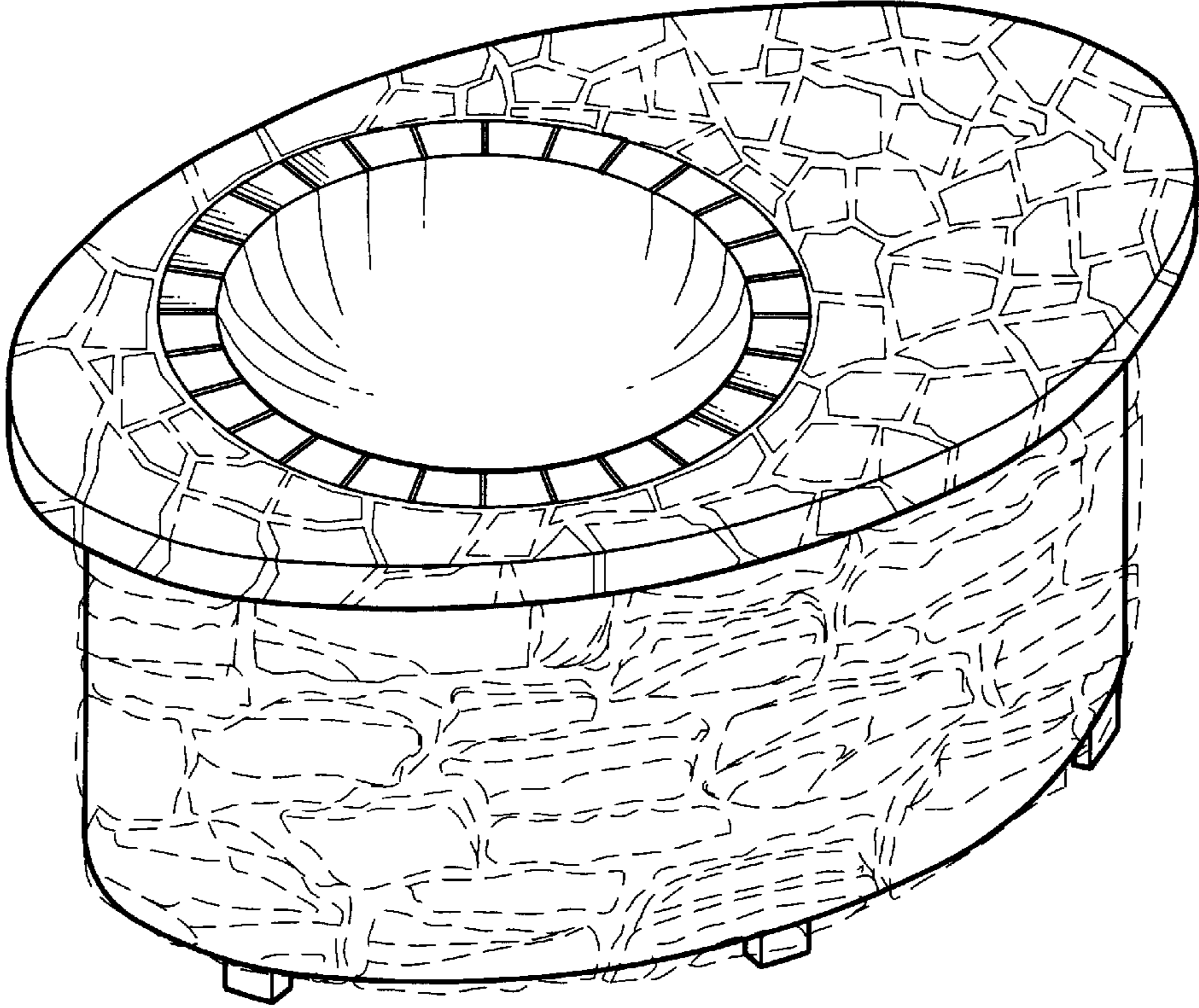


FIG. 1

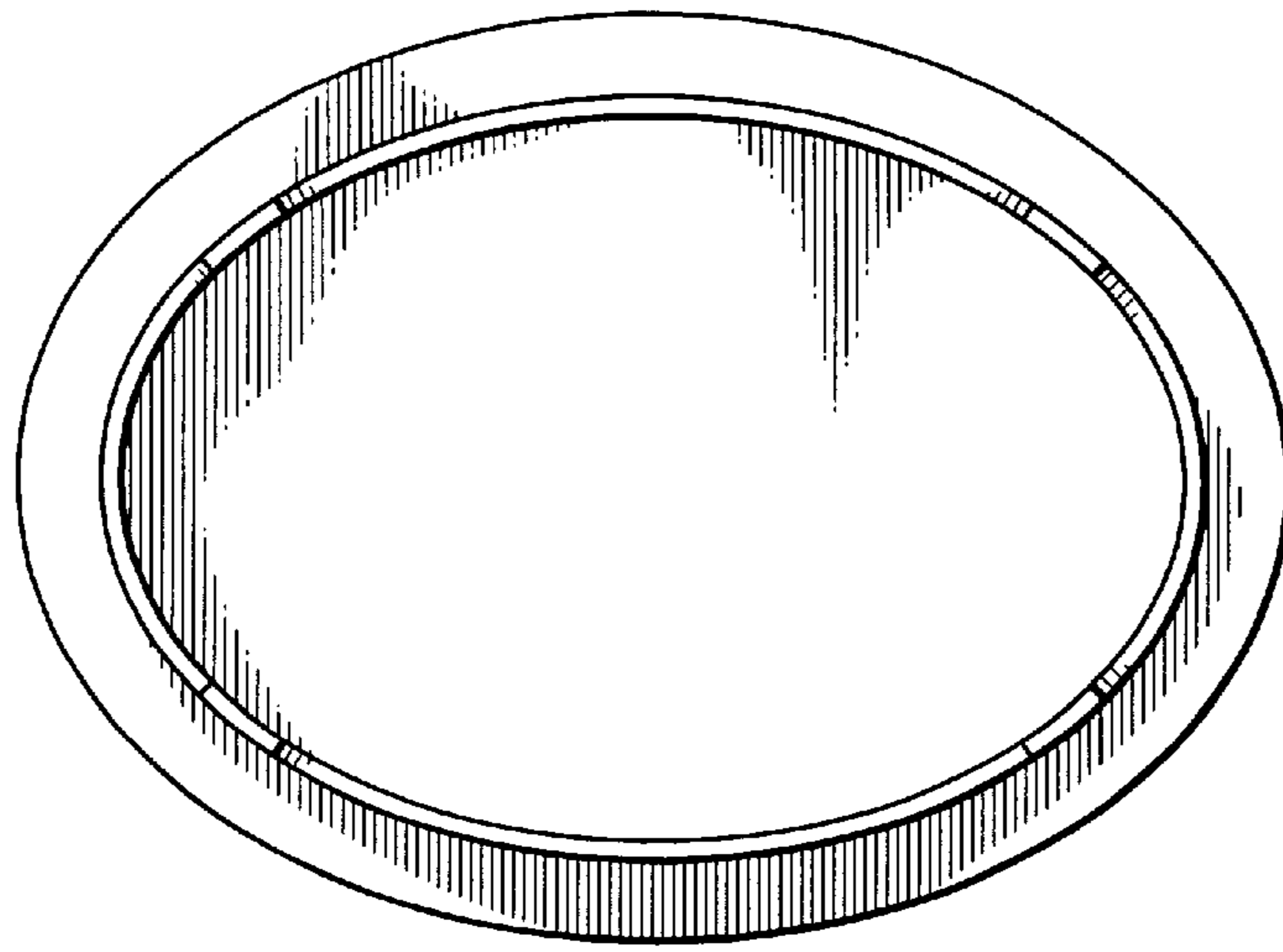


FIG. 2

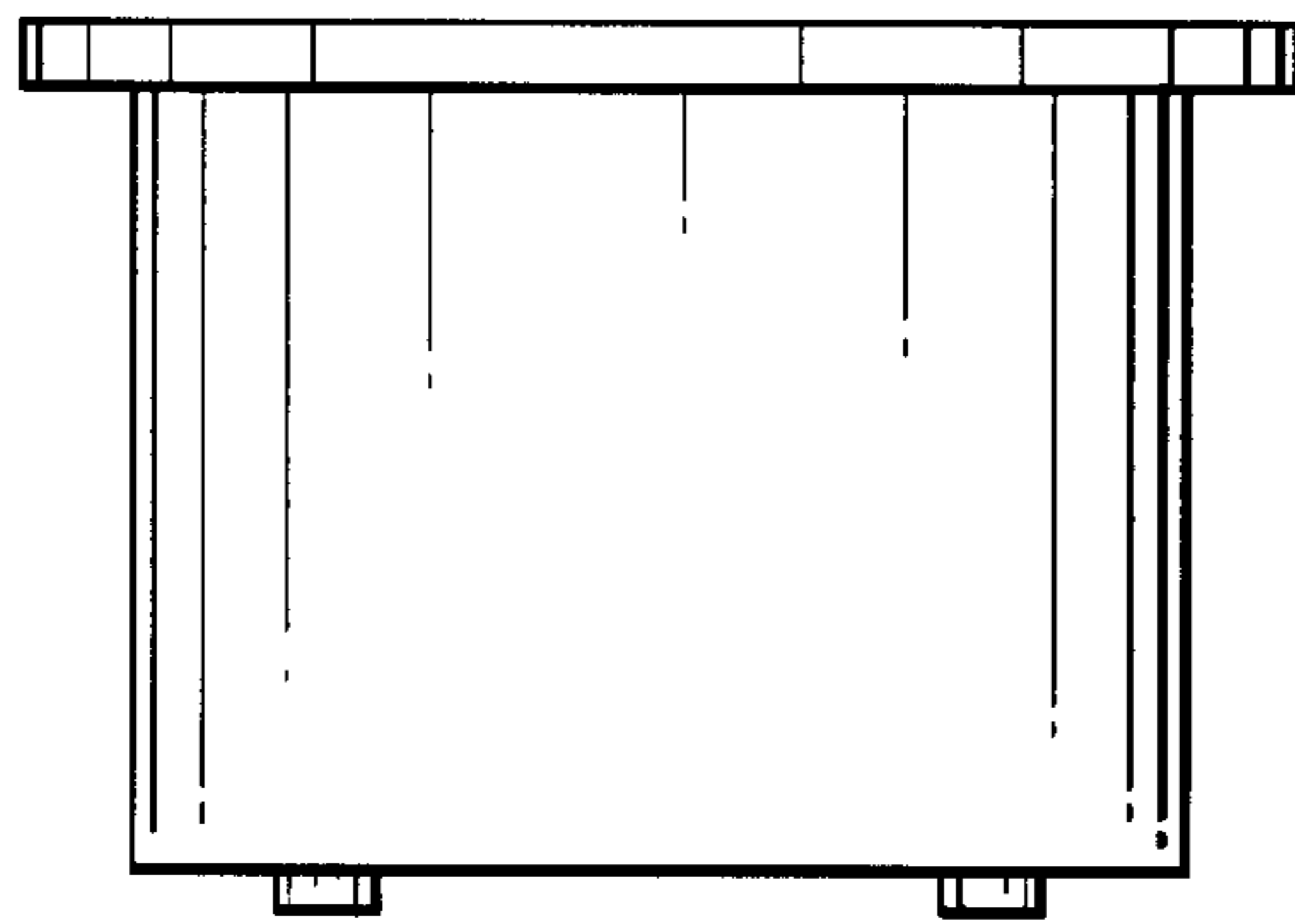


FIG. 3

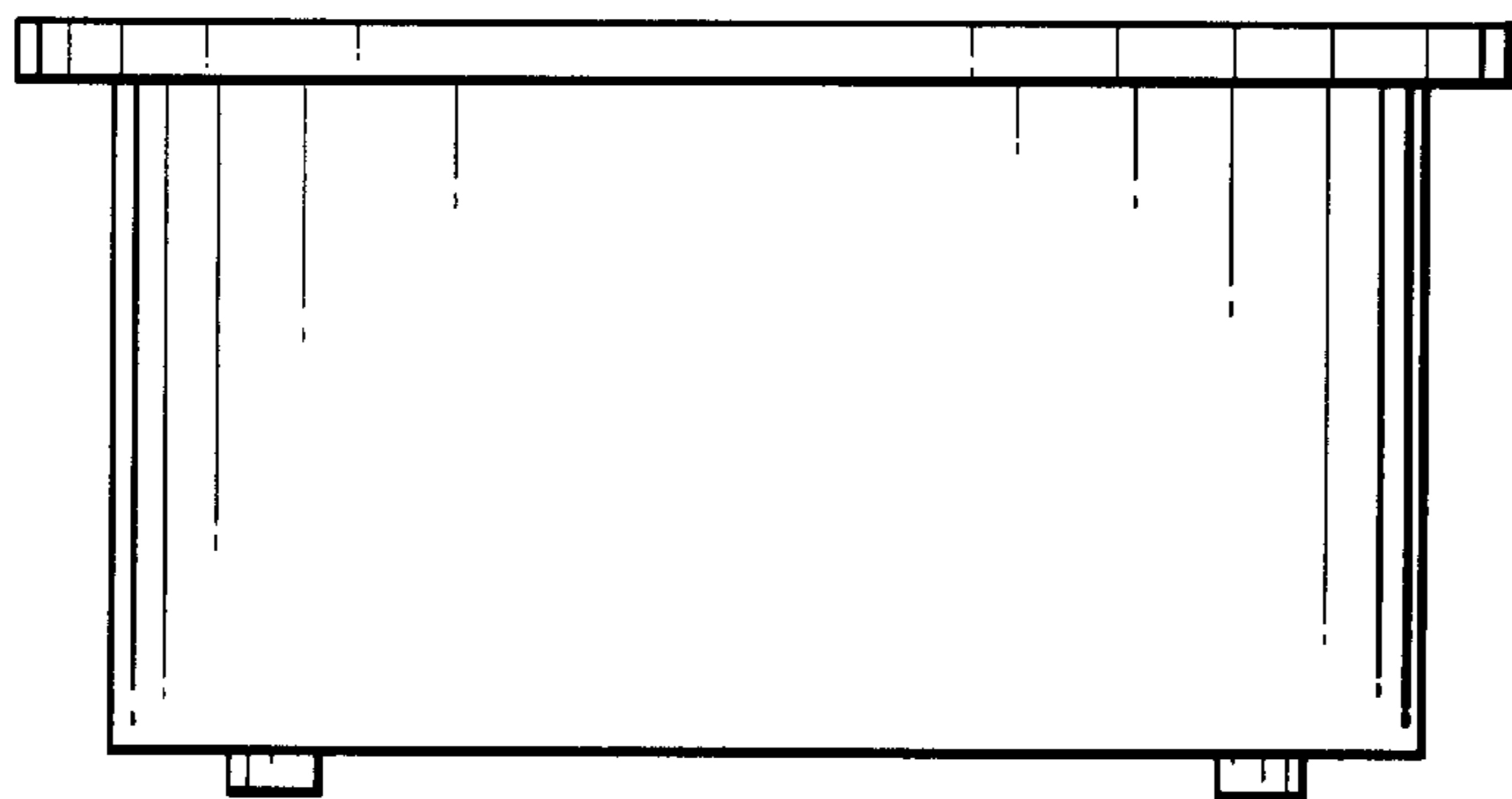


FIG. 4