



US00D515656S

(12) **United States Design Patent** (10) **Patent No.:** **US D515,656 S**
Lepage et al. (45) **Date of Patent:** **** Feb. 21, 2006**

(54) **FLY FISHING REEL**

(75) Inventors: **James B. Lepage**, Manchester Center, VT (US); **James M. Rowinski**, Earlysville, VA (US); **Mark Harris**, Cornwall (GB)

(73) Assignee: **The Orvis Company, Inc.**, Manchester, VT (US)

(**) Term: **14 Years**

(21) Appl. No.: **29/220,169**

(22) Filed: **Dec. 27, 2004**

(51) **LOC (8) Cl.** **22-05**

(52) **U.S. Cl.** **D22/140**

(58) **Field of Classification Search** D22/140,
D22/137; 242/295, 317, 307, 303, 283, 318-322
See application file for complete search history.

(56) **References Cited**

U.S. PATENT DOCUMENTS

4,883,238	A	11/1989	Harder	242/317
D353,643	S	* 12/1994	Shipley	D22/140
D360,928	S	* 8/1995	Bogner	D22/140
D371,823	S	* 7/1996	Charlton	D22/140
6,155,508	A	12/2000	Lepage	242/303
D443,017	S	5/2001	Alden	D22/140
6,513,743	B1	2/2003	Perkins, Jr. et al.	242/295
2002/0104912	A1	* 8/2002	Bascue	242/317

OTHER PUBLICATIONS

ORVIS Fly Fishing Spring 2003 Catalog, illustrating reels, pp. 24-31.

CABELA'S Fly Fishing Spring 2004 Catalog, illustrating reels, pp. 34-45.

* cited by examiner

Primary Examiner—Catherine R. Oliver

(74) *Attorney, Agent, or Firm*—Fay, Sharpe, Fagan, Minnich & McKee, LLP

(57) **CLAIM**

The ornamental design for a fly fishing reel, as shown and described.

DESCRIPTION

FIG. 1 is a bottom view of a fly fishing reel showing the new design;

FIG. 2 is a front view of the reel shown in FIG. 1;

FIG. 3 is a rear view of the reel shown in FIGS. 1 and 2;

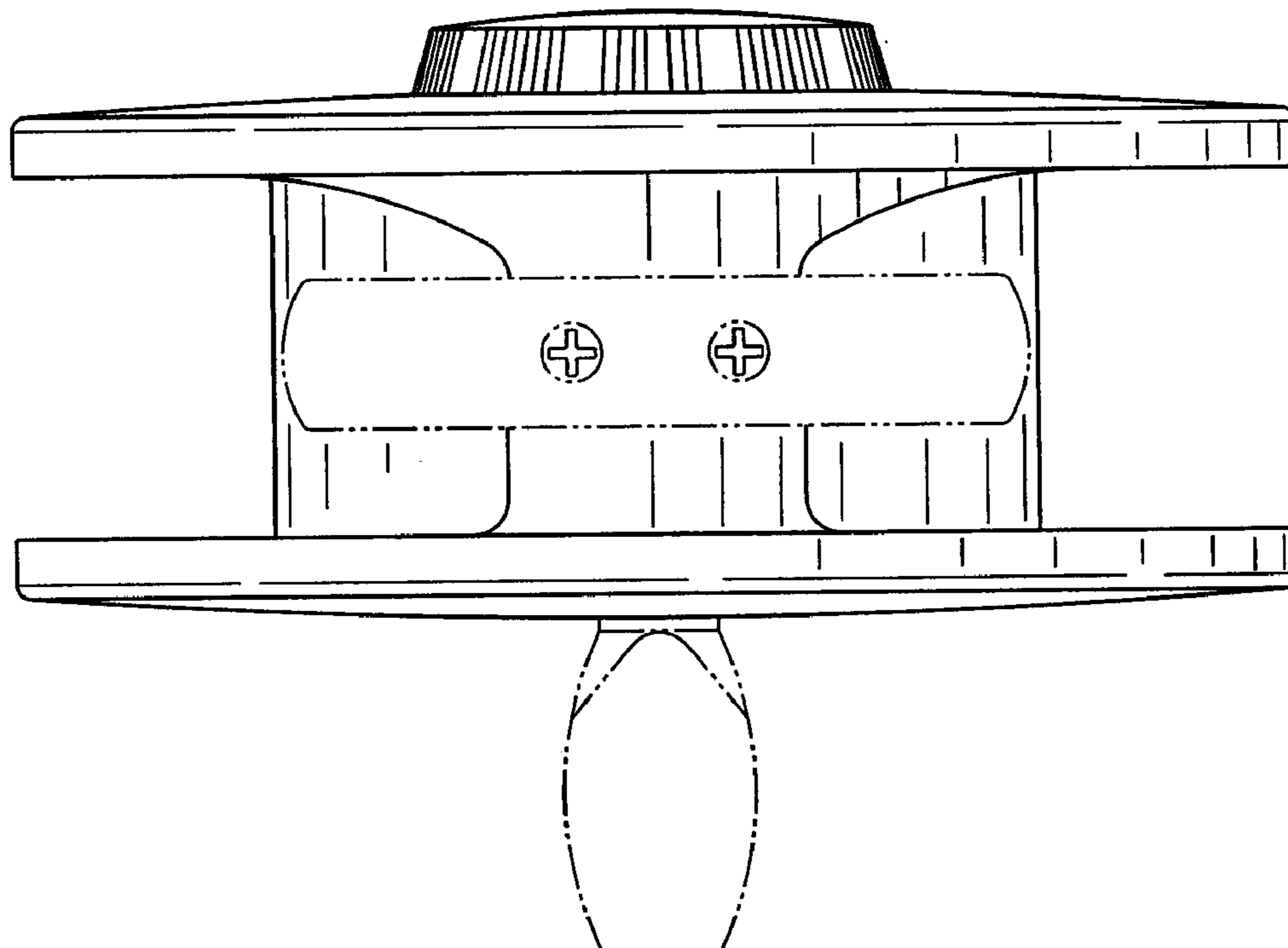
FIG. 4 is a top view of the reel shown in FIGS. 1-3 ;

FIG. 5 is a first side view of the reel shown in FIGS. 1-4 ; and,

FIG. 6 is a second side view of the reel shown in FIGS. 1-5 .

The broken line showing of environment in the drawings is for illustrative purposes only and forms no part of the claimed design.

1 Claim, 3 Drawing Sheets



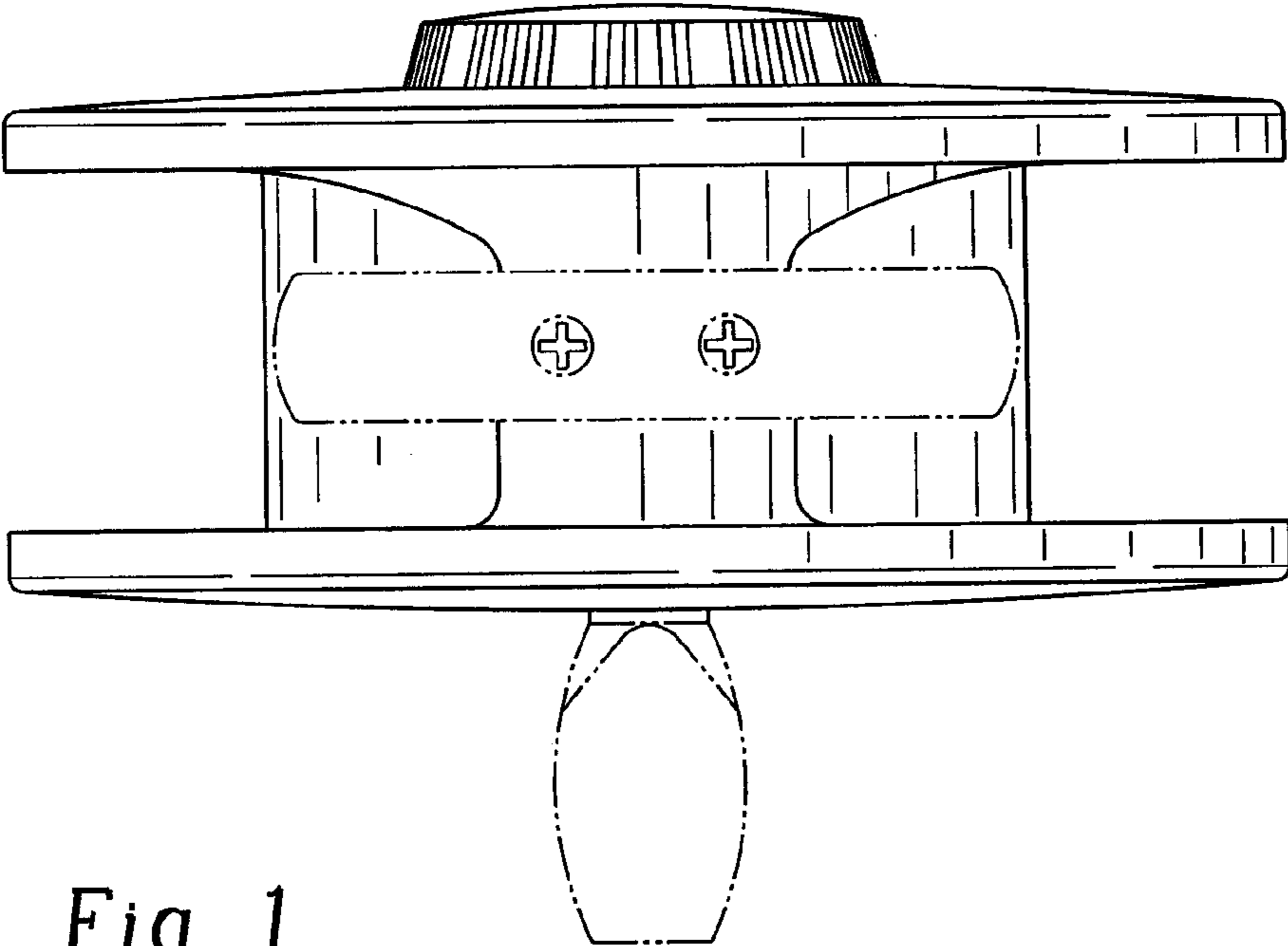


Fig. 1




Fig. 2

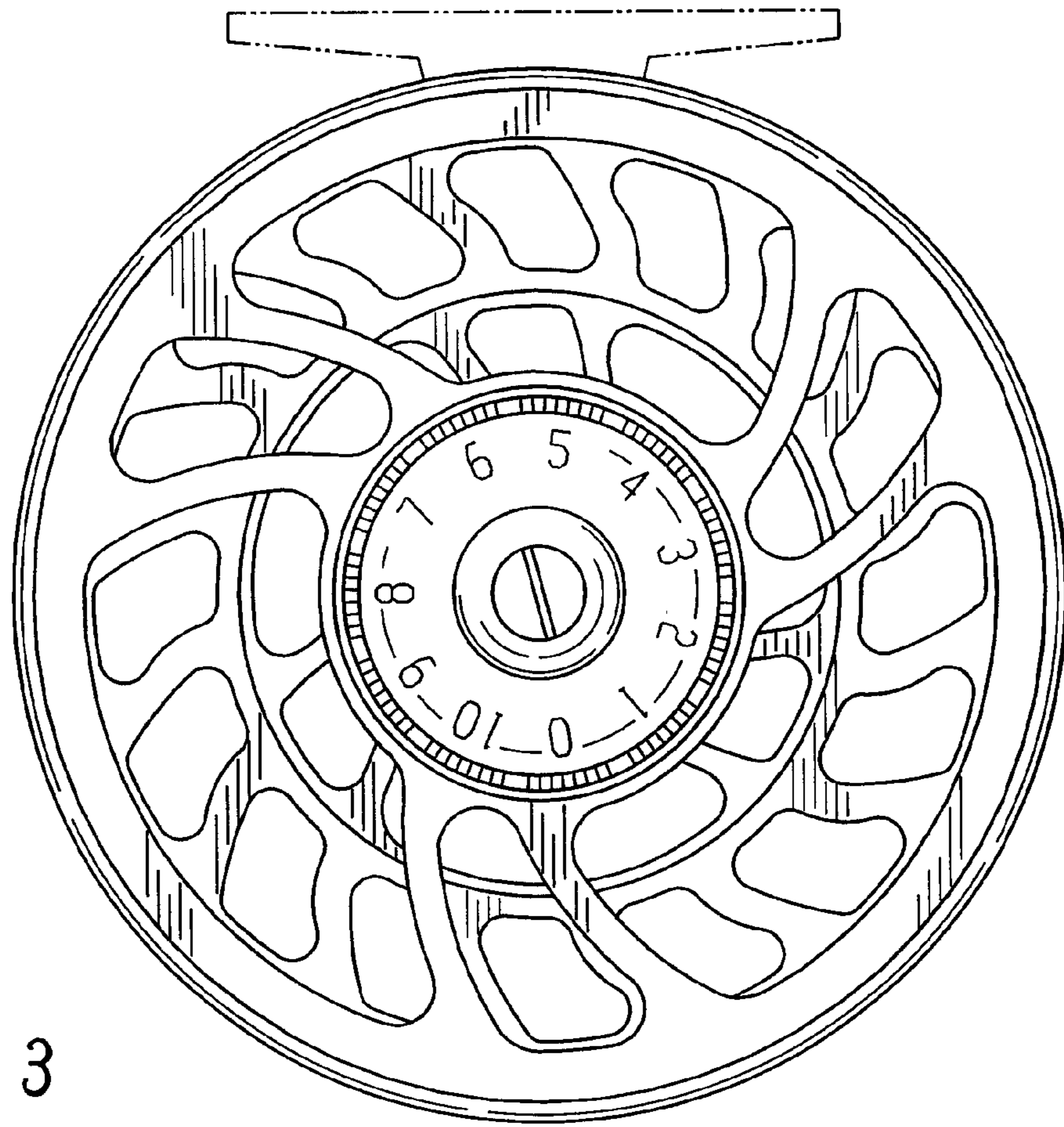


Fig. 3

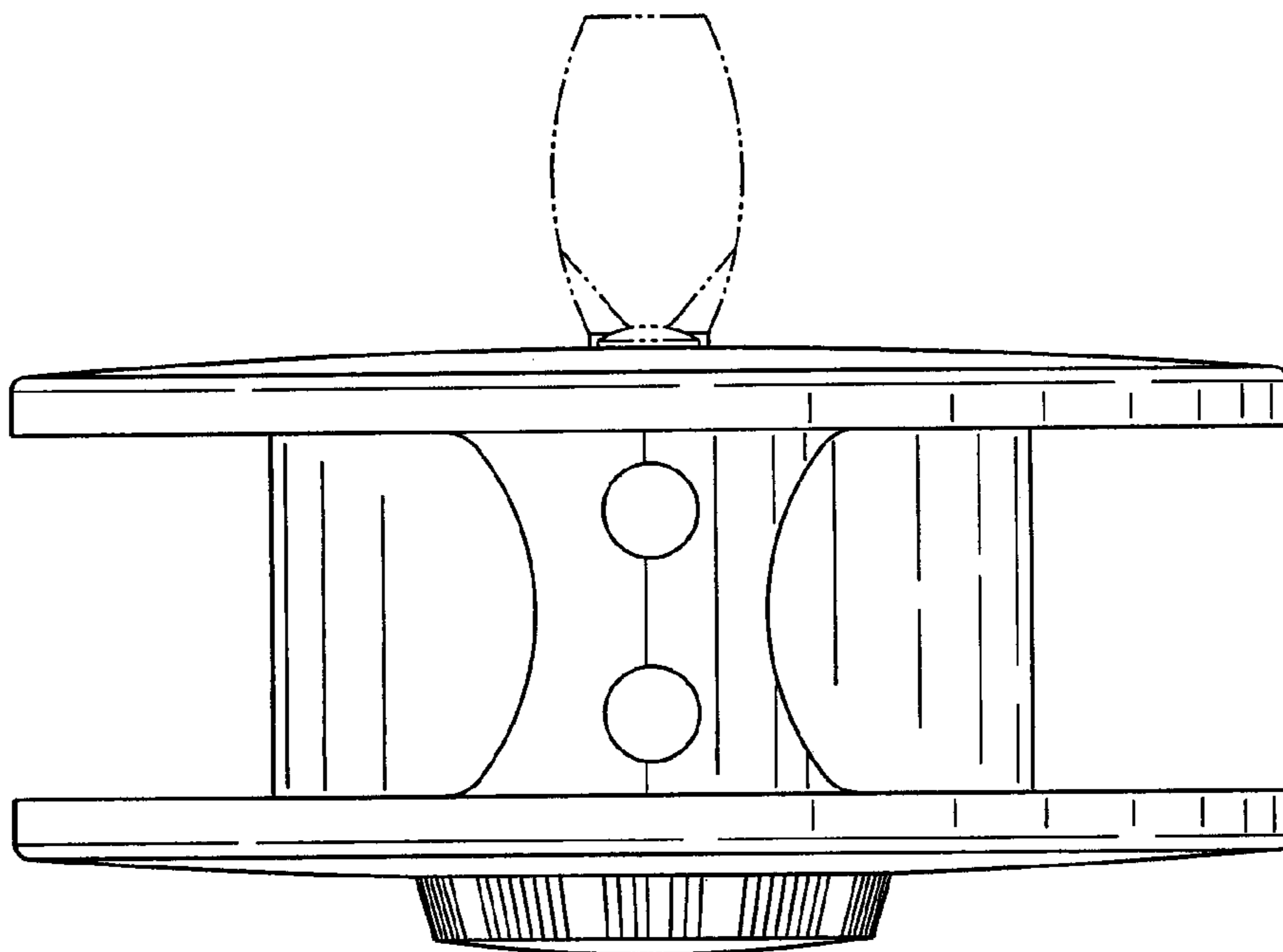


Fig. 4

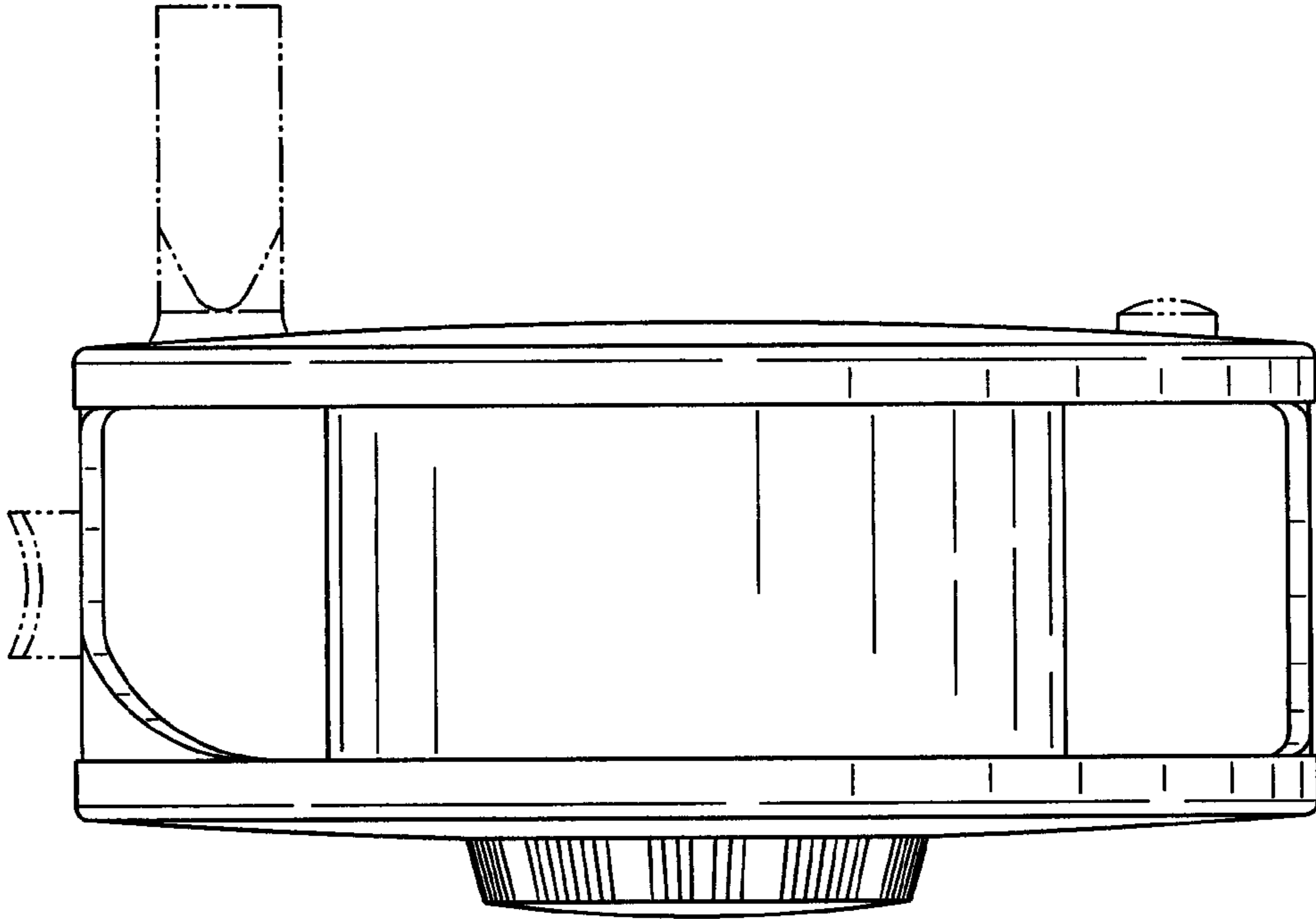


Fig. 6




Fig. 5