



US00D515653S

(12) **United States Design Patent**  
**Anderson**

(10) **Patent No.:** **US D515,653 S**

(45) **Date of Patent:** **\*\* Feb. 21, 2006**

(54) **KNIFE**

5,440,814 A \* 8/1995 Hall et al. .... 30/295  
D406,306 S \* 3/1999 Harris ..... D22/117

(75) Inventor: **Thomas A. Anderson**, Manchester, PA  
(US)

\* cited by examiner

(73) Assignee: **Master Cutlery, Inc.**, Secaucus, NJ  
(US)

*Primary Examiner*—Catherine R. Oliver

(\*\*) Term: **14 Years**

(57) **CLAIM**

The ornamental design for a knife, as shown and described.

(21) Appl. No.: **29/187,428**

**DESCRIPTION**

(22) Filed: **Dec. 2, 2003**

FIG. 1 is a top plan view of the knife showing my new design, the main components being the blade arrangement, frame, grip and cuff;

(51) **LOC (8) Cl.** ..... **22-02**

(52) **U.S. Cl.** ..... **D22/118**

FIG. 2 is a rear elevation view;

(58) **Field of Classification Search** ..... D22/117-120;  
D21/568; 30/295, 286, 298; 119/806-808

FIG. 3 is a side elevation view, the opposite side being a mirror image thereof;

See application file for complete search history.

FIG. 4 is a front elevation view; and,

FIG. 5 is a bottom plan view.

The shaded areas of the grip and cuff liner are for illustrative purposes and form no part of the claimed design.

(56) **References Cited**

**U.S. PATENT DOCUMENTS**

D137,451 S \* 3/1944 Harstad ..... D22/118

**1 Claim, 3 Drawing Sheets**

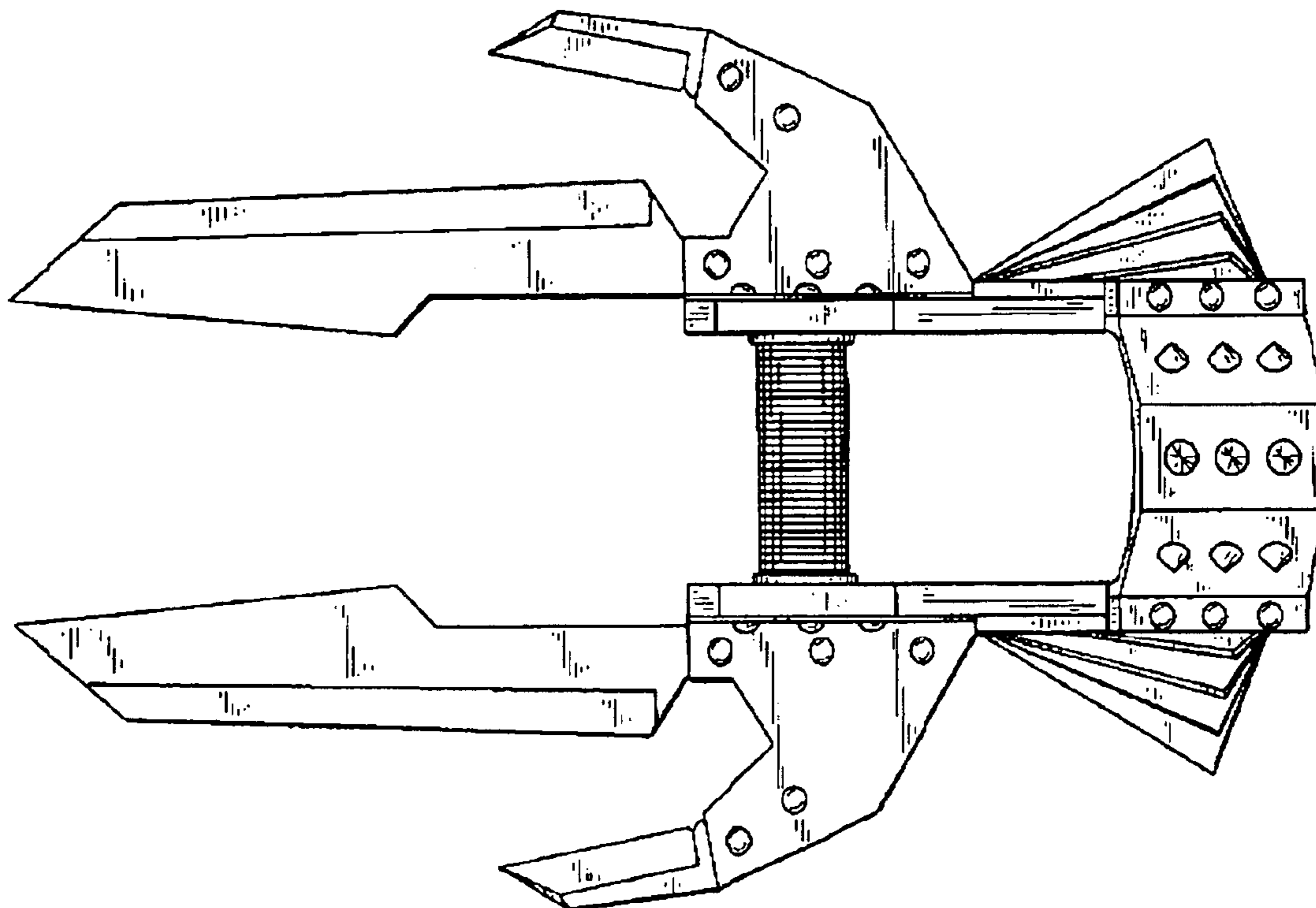


FIG. 1

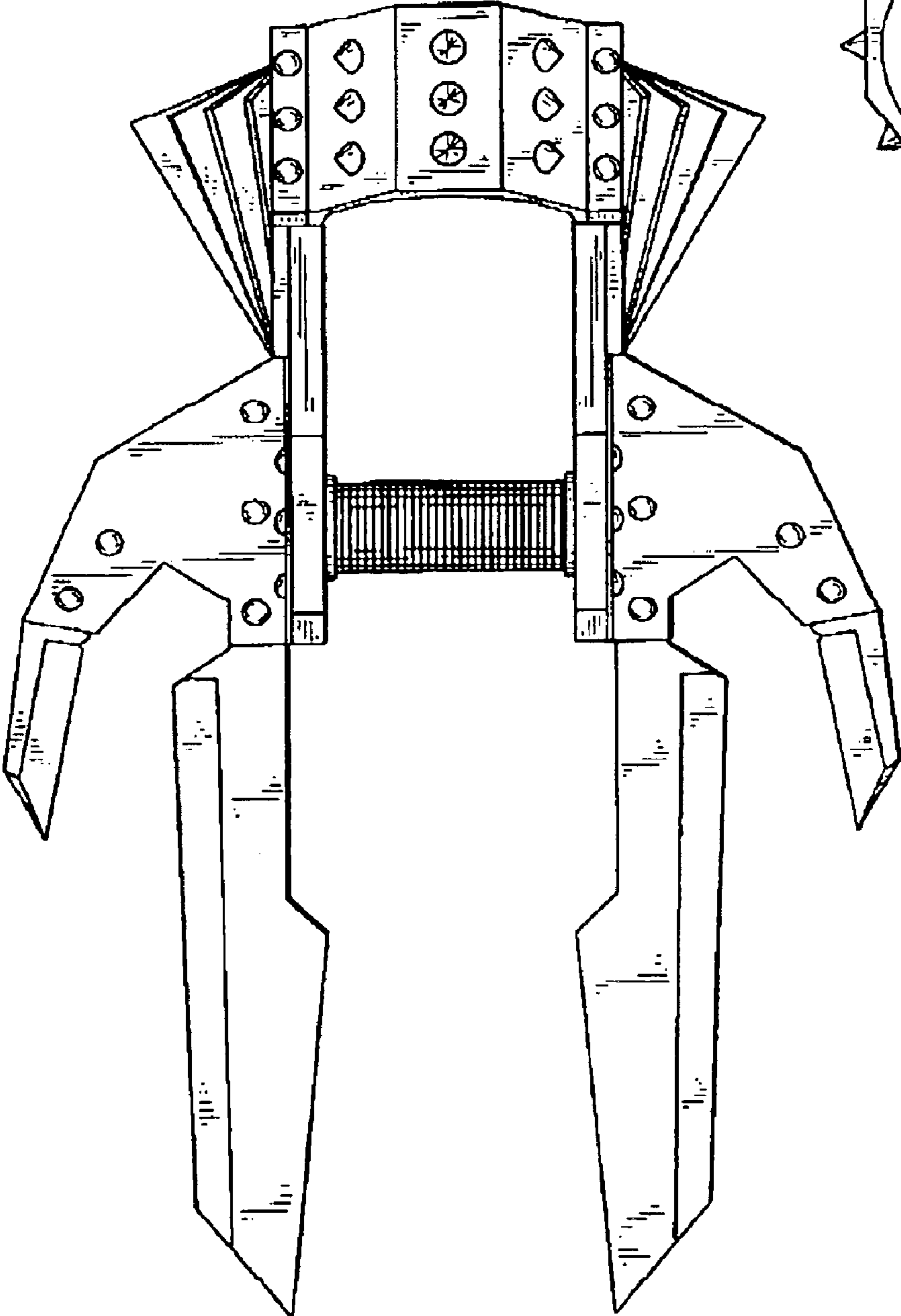
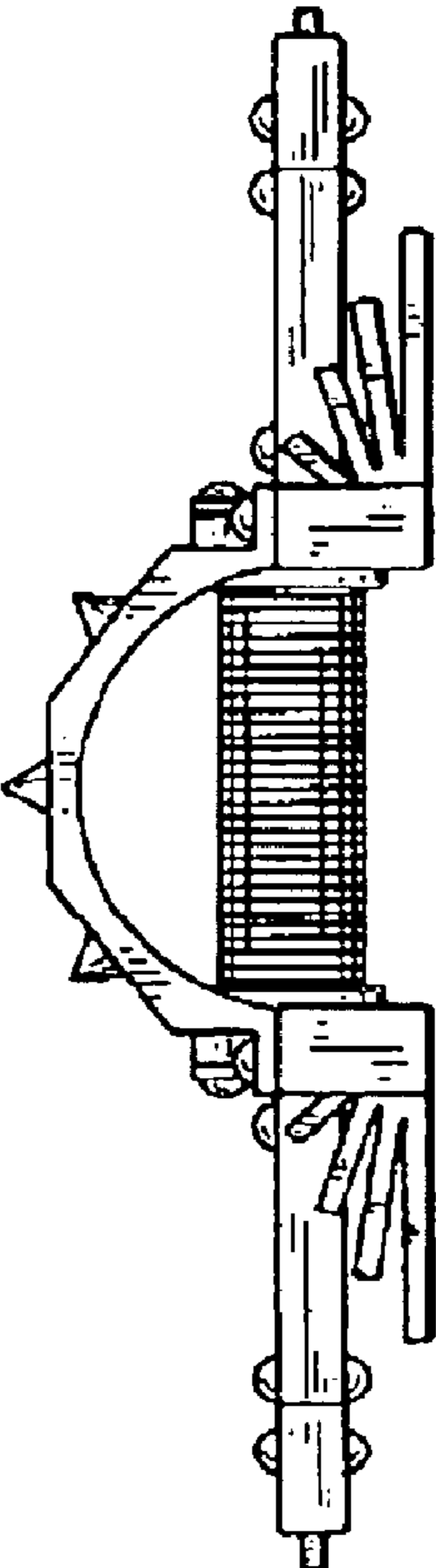


FIG. 2



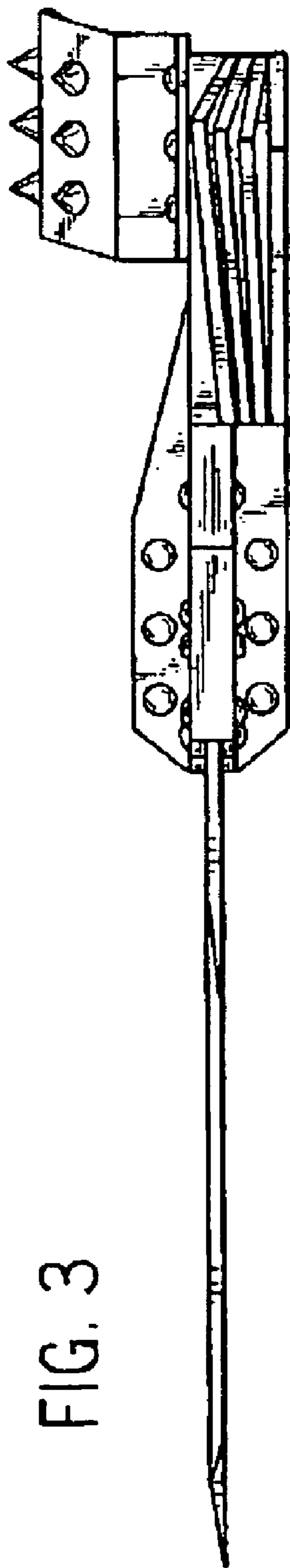


FIG. 3

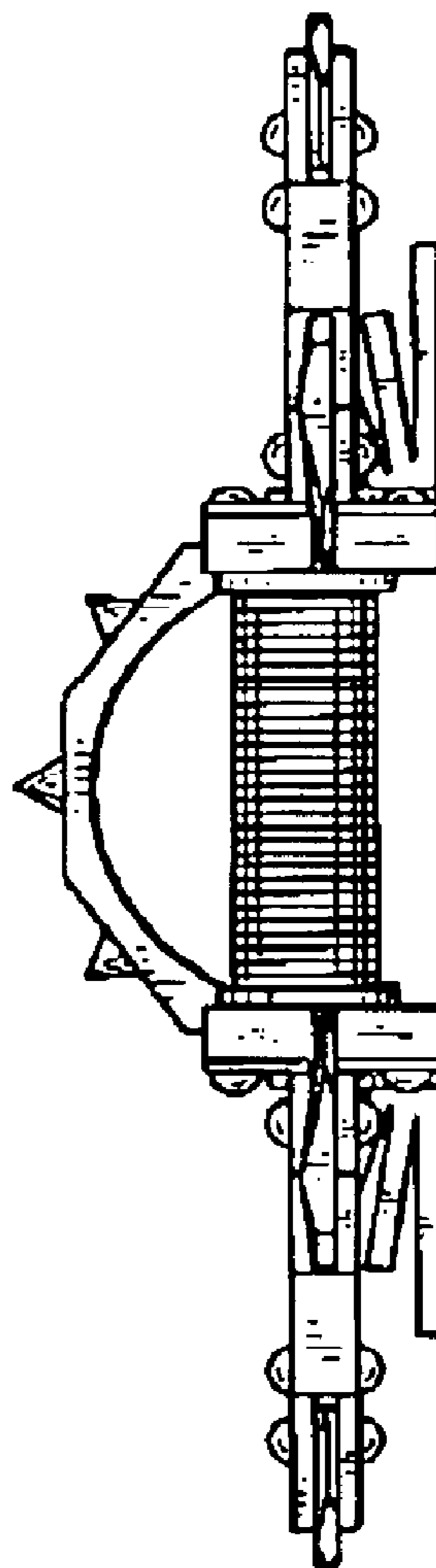


FIG. 4

FIG. 5

