



US00D515640S

(12) **United States Design Patent**  
**Carter**

(10) **Patent No.:** **US D515,640 S**

(45) **Date of Patent:** **\*\* Feb. 21, 2006**

(54) **WEIGHTLIFTING DEVICE**

(75) Inventor: **Kenneth E. Carter**, Clermont, CA  
(US)

(73) Assignee: **Task Industries, Inc**, Pomona, CA  
(US)

(\*\*) Term: **14 Years**

4,828,254 A	*	5/1989	Maag	.....	482/97
5,037,090 A	*	8/1991	Fitzpatrick	.....	482/112
5,263,913 A	*	11/1993	Boren	.....	482/96
D351,634 S	*	10/1994	Cheng	.....	D21/676
D352,752 S	*	11/1994	Yang	.....	D21/676
5,529,558 A	*	6/1996	Koenig	.....	482/97
5,711,749 A	*	1/1998	Miller	.....	482/135
5,810,701 A	*	9/1998	Ellis et al.	.....	482/136
6,312,365 B1	*	11/2001	Koenig	.....	482/97

\* cited by examiner

(21) Appl. No.: **29/218,915**

(22) Filed: **Dec. 8, 2004**

*Primary Examiner*—Philip S. Hyder  
(74) *Attorney, Agent, or Firm*—Cislo & Thomas LLP

**Related U.S. Application Data**

(62) Division of application No. 29/196,341, filed on Dec. 23, 2003.

(51) **LOC (8) Cl.** ..... **21-02**

(52) **U.S. Cl.** ..... **D21/673**

(58) **Field of Classification Search** ..... D21/662,  
D21/673, 675, 676; 482/93, 94, 95, 96, 97,  
482/98, 99, 100, 133, 134, 138

See application file for complete search history.

(57) **CLAIM**

I claim the ornamental design for a weightlifting device, as shown and described herein.

**DESCRIPTION**

FIG. 1 is a front perspective view of my weightlifting device; and,

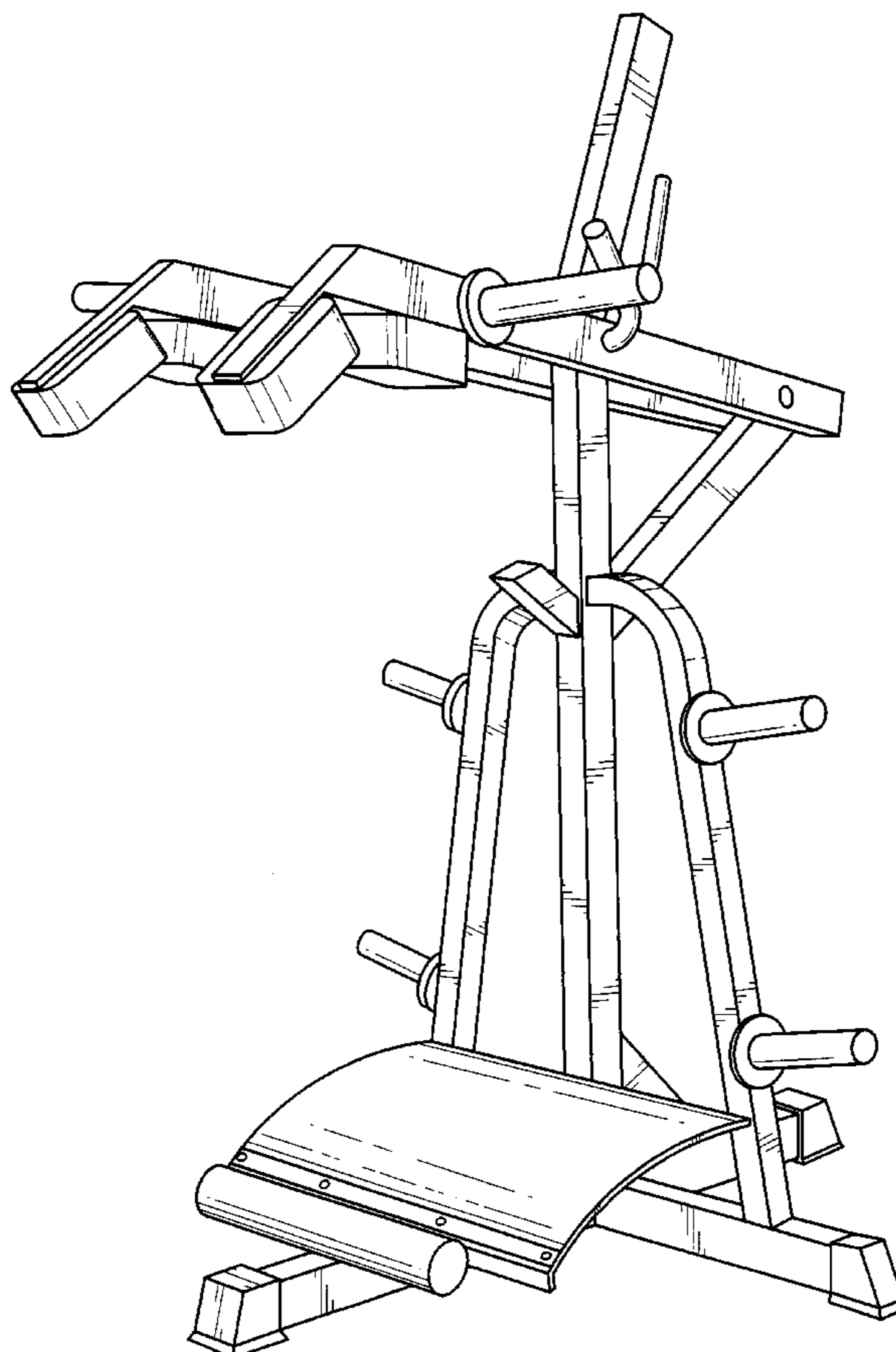
FIG. 2 is a right side elevational view of my weightlifting device with the left side elevational view being a mirror image thereof.

(56) **References Cited**

**U.S. PATENT DOCUMENTS**

4,357,010 A \* 11/1982 Telle ..... 482/97

**1 Claim, 2 Drawing Sheets**



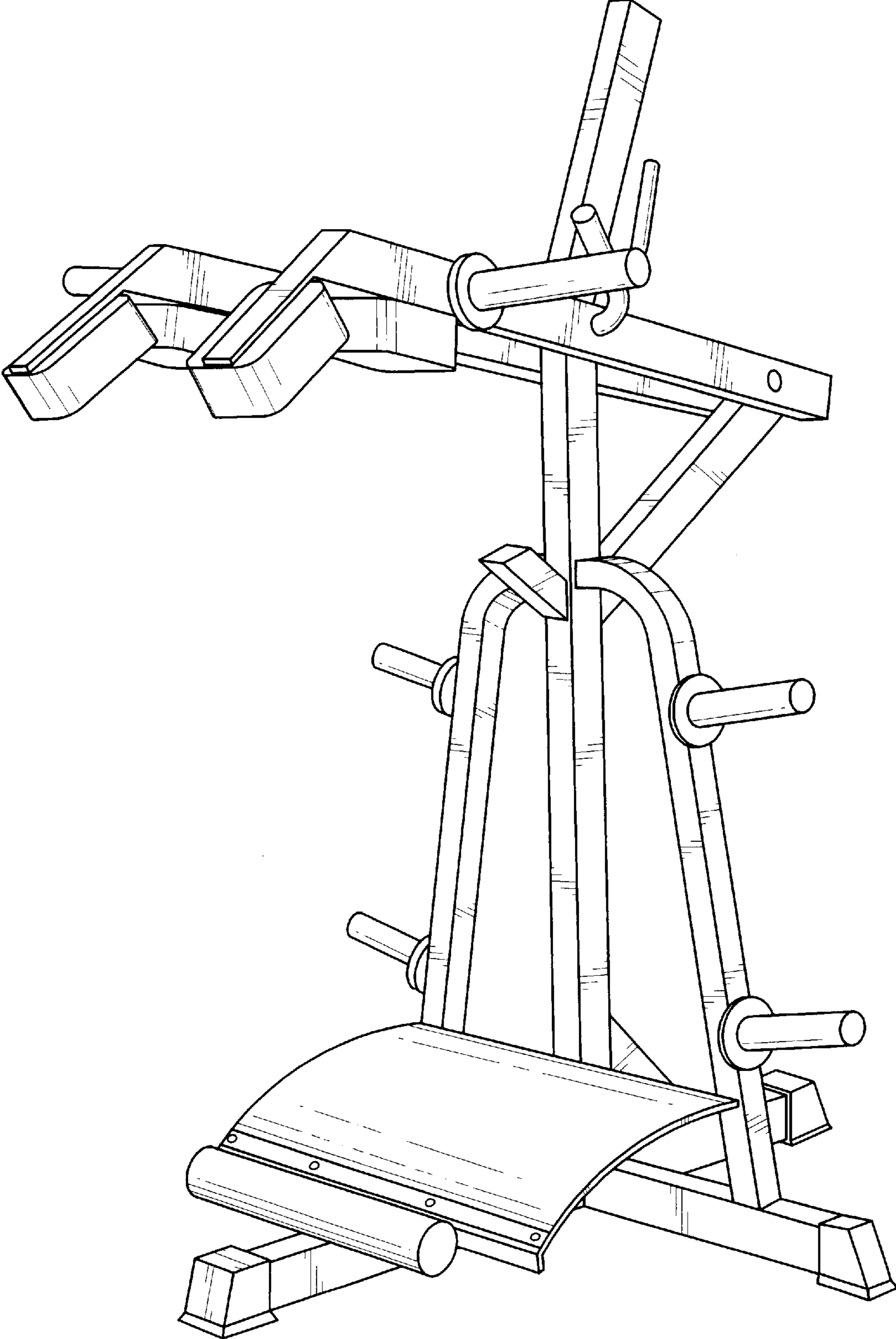


FIG. 1

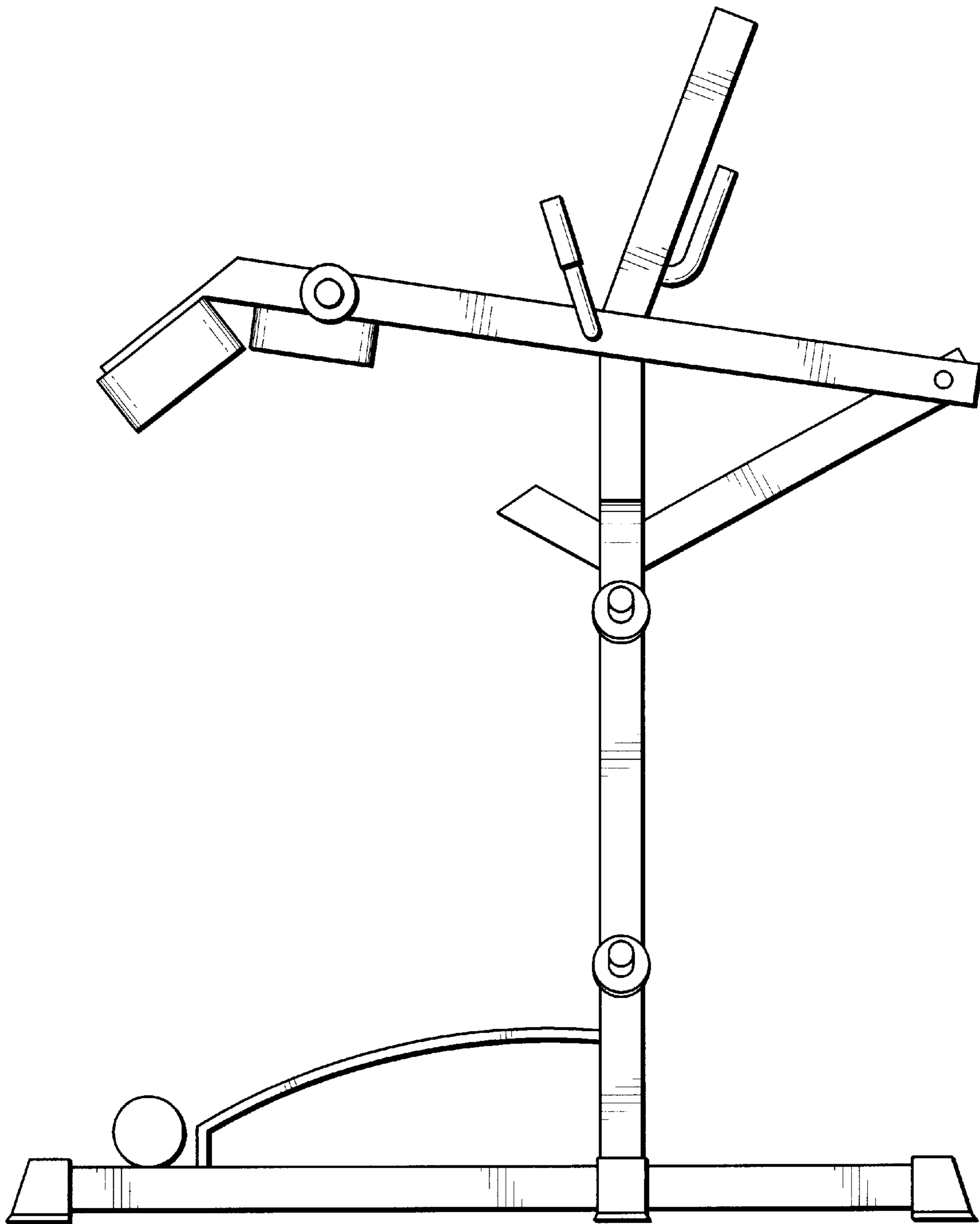


FIG. 2