



US00D515633S

(12) **United States Design Patent**
Avery

(10) **Patent No.:** **US D515,633 S**
(45) **Date of Patent:** **** Feb. 21, 2006**

(54) **INTERACTIVE HAND-HELD DEVICE WITH
STYLUS**

(75) **Inventor:** **Jason Avery, Berkeley, CA (US)**

(73) **Assignee:** **LeapFrog Enterprises, Inc.,
Emeryville, CA (US)**

(**) **Term:** **14 Years**

(21) **Appl. No.:** **29/190,609**

(22) **Filed:** **Sep. 23, 2003**

(51) **LOC (8) Cl.** **21-01**

(52) **U.S. Cl.** **D21/330**

(58) **Field of Classification Search** D21/324-331,
D21/333; D14/496, 342, 400, 401; 273/148 B;
463/1, 29-35, 46, 47

See application file for complete search history.

(56) **References Cited**

U.S. PATENT DOCUMENTS

4,542,903	A	*	9/1985	Yokoi et al.	463/31
5,161,803	A	*	11/1992	Ohara	463/44
D402,708	S	*	12/1998	Tai	D21/330
D416,291	S		11/1999	Sugino		
6,042,478	A		3/2000	Ng		
D422,317	S	*	4/2000	Smith	D21/330
D434,454	S	*	11/2000	Benoit et al.	D21/330
D438,179	S	*	2/2001	Wang-Tsai	D14/350

D439,930	S	*	4/2001	Li	D21/330
D441,802	S	*	5/2001	Lee	D21/330
6,347,796	B1	*	2/2002	Grossman et al.	273/148 B
D493,495	S	*	7/2004	Avery	D21/330

* cited by examiner

Primary Examiner—Prabhakar Deshmukh

(74) *Attorney, Agent, or Firm*—Townsend and Townsend
and Crew LLP

(57) **CLAIM**

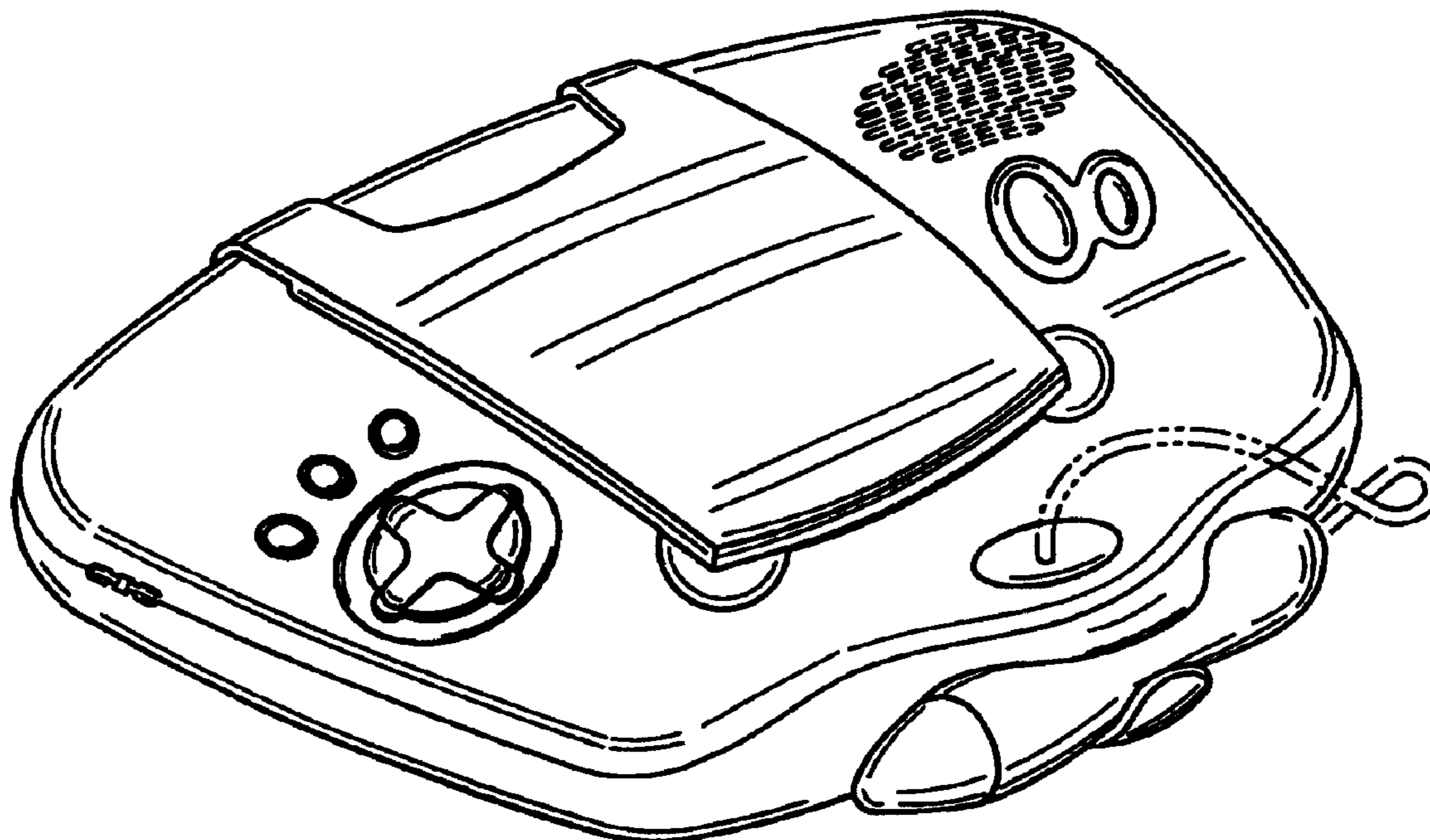
The ornamental design for an interactive hand-held device
with stylus, as shown and described.

DESCRIPTION

FIG. 1 is a perspective view of an interactive hand-held
device with stylus showing my new design;
FIG. 2 is a top plan view thereof;
FIG. 3 is a front elevational view thereof;
FIG. 4 is a rear elevational view thereof;
FIG. 5 is a left side elevational view thereof;
FIG. 6 is a right side elevational view thereof;
FIG. 7 is a bottom plan view thereof; and,
FIG. 8 is a perspective view thereof, shown in an open
condition.

The broken lines are for illustrative purpose only and form
no part of the claimed design.

1 Claim, 4 Drawing Sheets



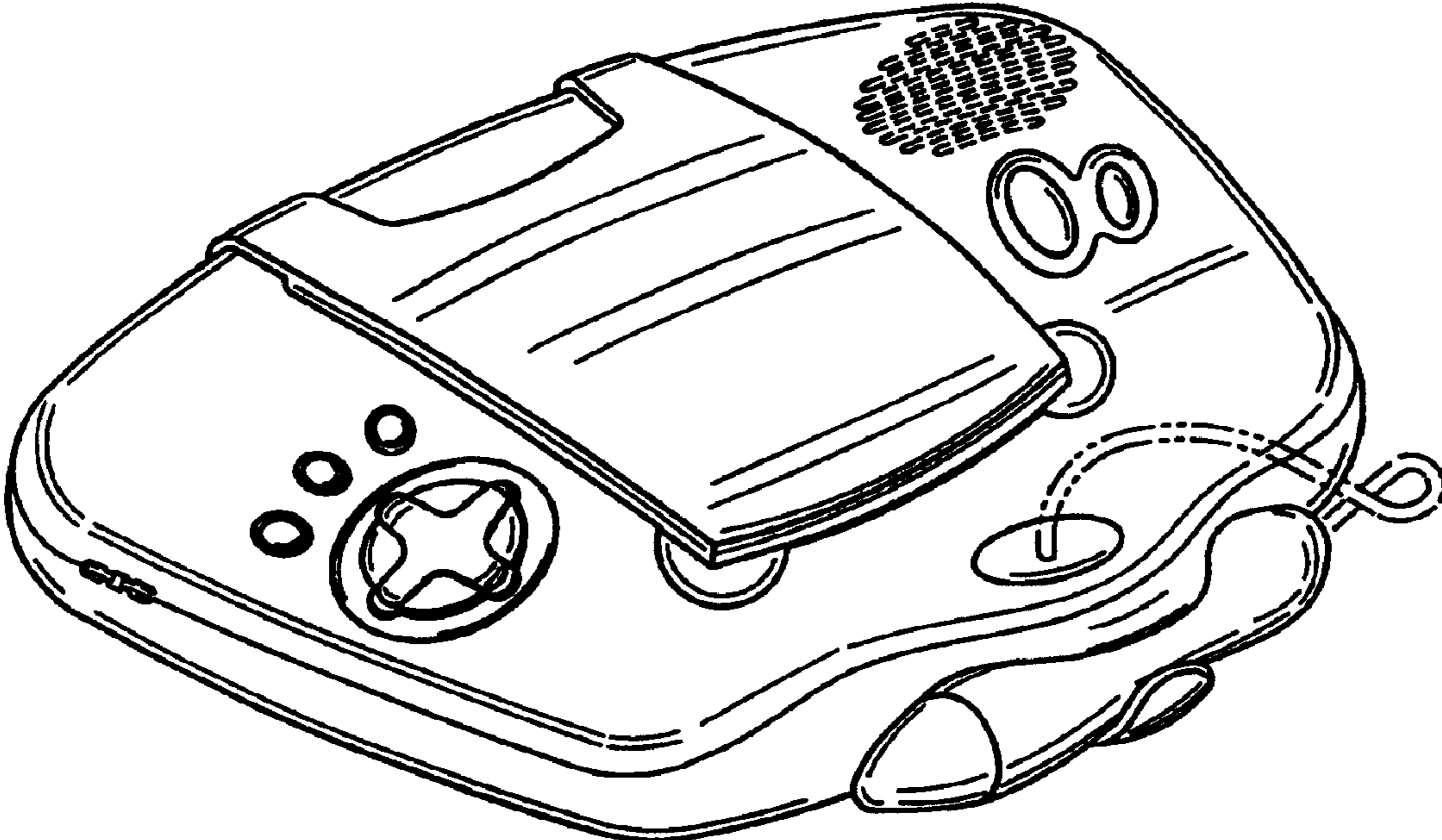


FIG. 1

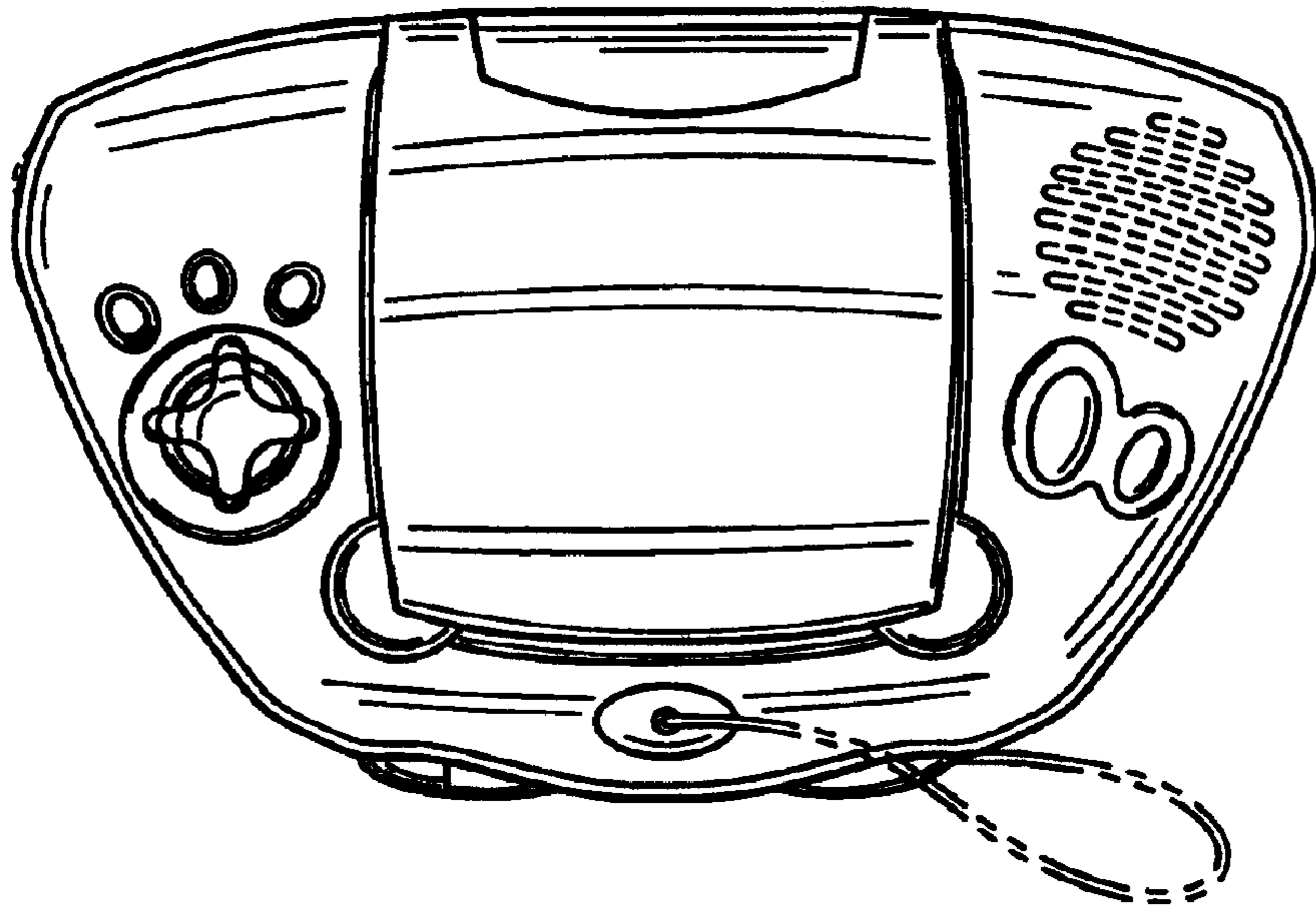


FIG. 2




FIG. 3

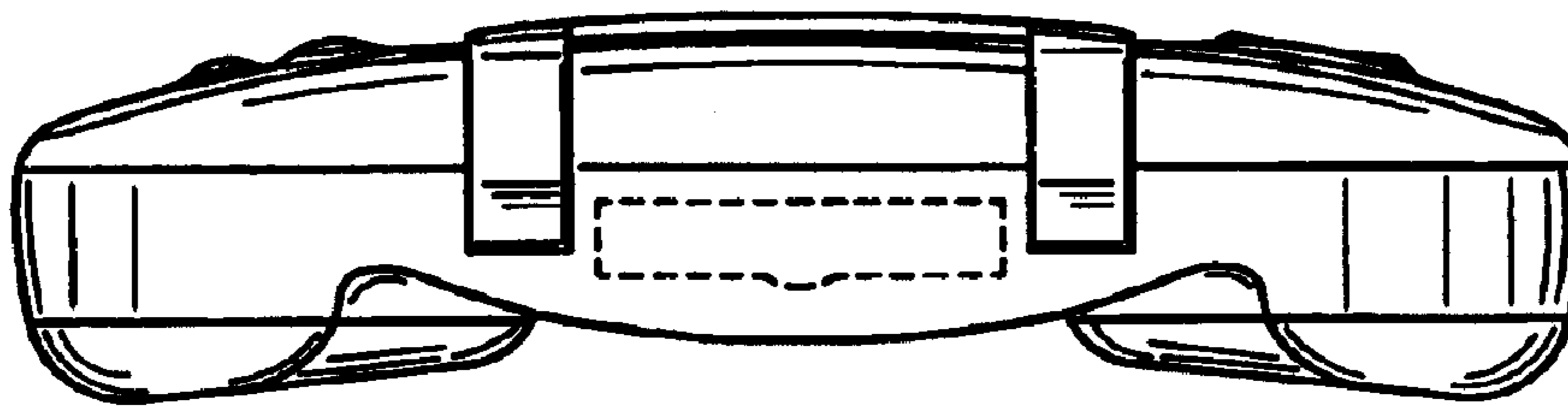


FIG. 4




FIG. 5




FIG. 6




FIG. 7




FIG. 8