

US00D515628S

(12) **United States Design Patent**  
**Anduss**

(10) **Patent No.: US D515,628 S**

(45) **Date of Patent: \*\* Feb. 21, 2006**

(54) **AMERICAN FLAG DUCT TAPE**

(76) **Inventor: Craig Anduss**, P.O. Box 781411, San Antonio, TX (US) 78278

(\*\*) **Term: 14 Years**

(21) **Appl. No.: 29/206,327**

(22) **Filed: Jun. 1, 2004**

(51) **LOC (8) Cl. .... 19-02**

(52) **U.S. Cl. .... D19/69**

(58) **Field of Classification Search** ..... D11/109,  
D11/179, 180; D19/66, 67, 68, 69, 70; 427/208,  
427/208.2, 208.4; 428/40.1, 41.7, 42.1, 42.2,  
428/42.3, 343; D24/189

See application file for complete search history.

(56) **References Cited**

**U.S. PATENT DOCUMENTS**

D5,236 S	*	8/1871	Joseph	.....	D11/109
D42,709 S	*	7/1912	Sanders	.....	D11/81
D135,115 S	*	2/1943	Booharin	.....	D11/180
2,399,545 A	*	4/1946	Davis	.....	604/389
D260,870 S	*	9/1981	Chaskin	.....	D11/180

D359,256 S	*	6/1995	Kaiser et al.	.....	D11/165
D399,170 S	*	10/1998	Spinelli et al.	.....	D11/172
2002/0179242 A1	*	12/2002	Wien	.....	156/344
2003/0037868 A1	*	2/2003	Casciani	.....	156/249

\* cited by examiner

*Primary Examiner*—Caron D. Veynar

*Assistant Examiner*—Elizabeth Albert

(74) *Attorney, Agent, or Firm*—Thomas Frost

(57) **CLAIM**

The ornamental design for an American flag duct tape, as shown and described.

**DESCRIPTION**

FIG. 1 is a top plan view thereof;

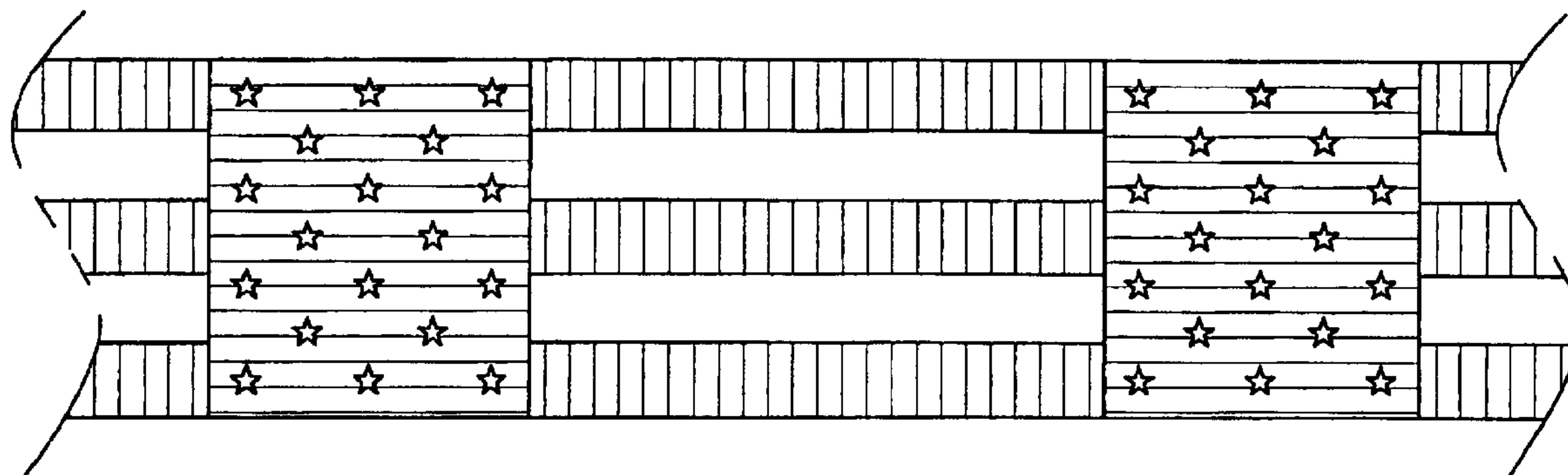
FIG. 2 is a bottom plan view thereof;

FIG. 3 is an end view thereof; and,

FIG. 4 is a right side elevational view thereof.

The tape is cut off at either end in FIGS. 1, 2, and 4 to indicate that no particular length is claimed. The broken lines shown in the drawings are for information purposes only and form no part of the claimed design.

**1 Claim, 2 Drawing Sheets**






FIG. 1

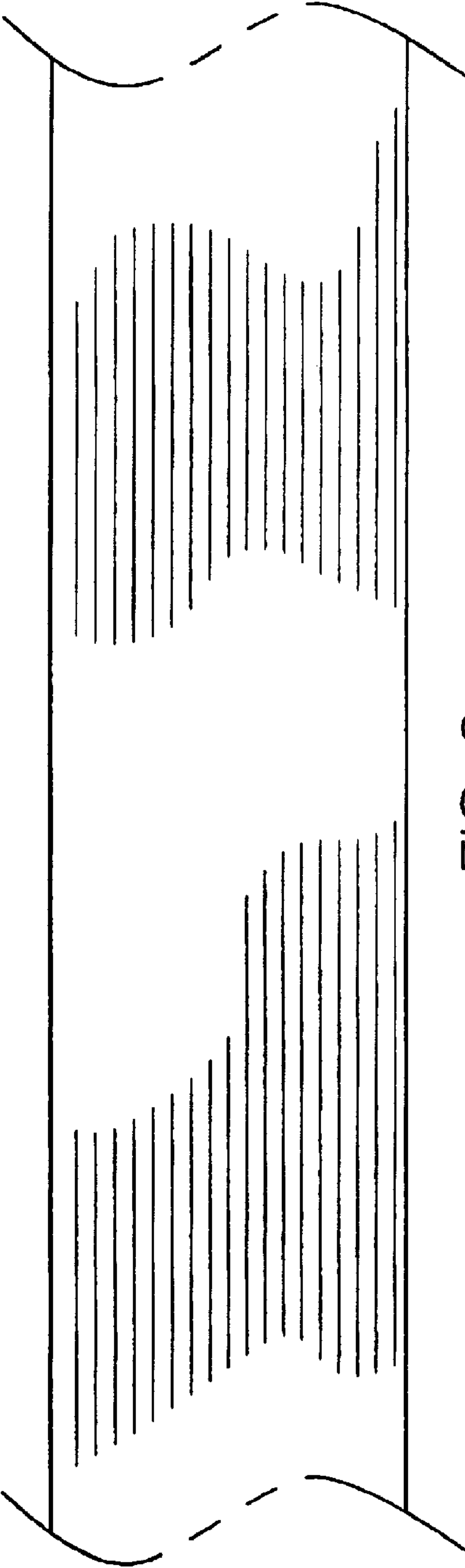


FIG. 2



FIG. 3

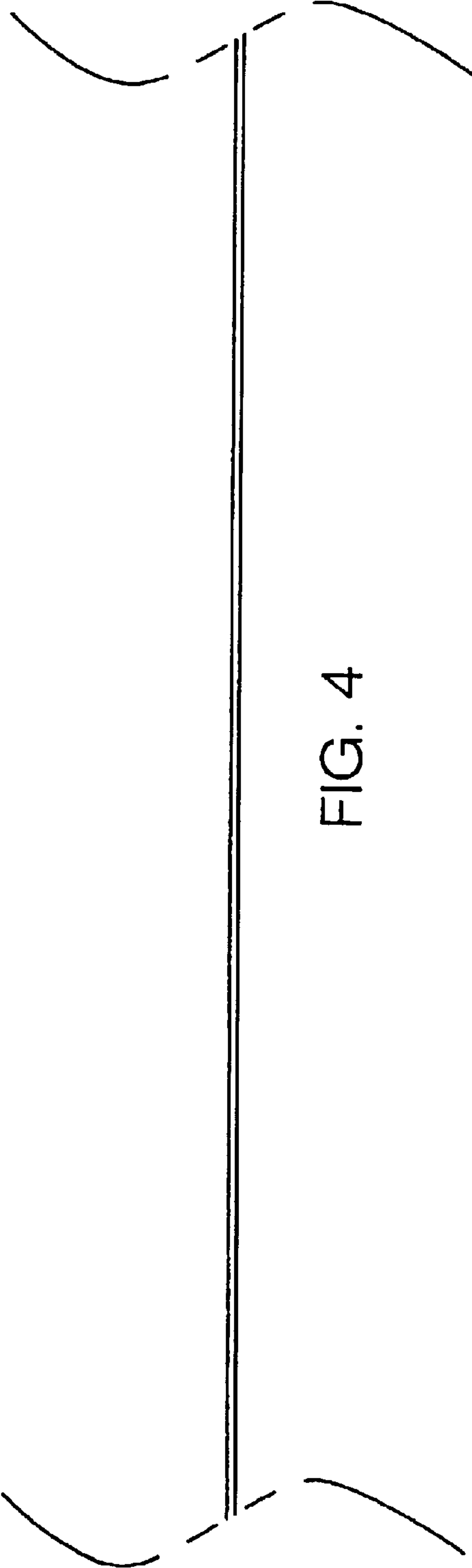


FIG. 4