



US00D515616S

(12) **United States Design Patent**
Stables

(10) **Patent No.:** **US D515,616 S**

(45) **Date of Patent:** **** Feb. 21, 2006**

(54) **SUNGLASSES**

(76) **Inventor:** **Paul Jonathan Stables**, Locked Bag
902, Ourimbah, New South Wales
(AU), 2258

(**) **Term:** **14 Years**

(21) **Appl. No.:** **29/217,418**

(22) **Filed:** **Nov. 17, 2004**

(51) **LOC (8) Cl.** **16-06**

(52) **U.S. Cl.** **D16/321; D16/326**

(58) **Field of Classification Search** D16/300–330,
D16/101, 332–338; D29/109–110; D24/110.2;
351/41, 44, 51–52, 158, 92, 103–111, 130,
351/61, 114–119, 122–123; 2/426–432, 448,
2/12, 13, 449, 447, 434–437

See application file for complete search history.

(56) **References Cited**

U.S. PATENT DOCUMENTS

D204,816 S	*	5/1966	Boxer	D16/321
5,793,464 A	*	8/1998	Chen	351/51
D411,560 S	*	6/1999	Arnette	D16/326
D422,619 S	*	4/2000	Hsu	D16/321
D430,591 S	*	9/2000	Arnette	D16/335

D431,258 S	*	9/2000	Simioni et al.	D16/321
D449,640 S	*	10/2001	Grundy	D16/321
D481,410 S	*	10/2003	Lane	D16/326
D481,751 S	*	11/2003	Stables	D16/321
D490,458 S	*	5/2004	Finkel	D16/335
D497,933 S	*	11/2004	Moody	D16/337

* cited by examiner

Primary Examiner—Raphael Barkai

(74) *Attorney, Agent, or Firm*—Mitchell Silberberg & Knupp LLP

(57) **CLAIM**

The ornamental design for sunglasses, as shown and described.

DESCRIPTION

FIG. 1 is a perspective front view of the sunglasses according to the present invention.

FIG. 2 is a left side view of the sunglasses, the side opposing being a mirror image.

FIG. 3 is a plan view of the sunglasses.

FIG. 4 is a front view of the sunglasses.

FIG. 5 is a bottom plan view of the sunglasses; and,

FIG. 6 is a perspective rear view of the sunglasses.

1 Claim, 3 Drawing Sheets




FIG. 1

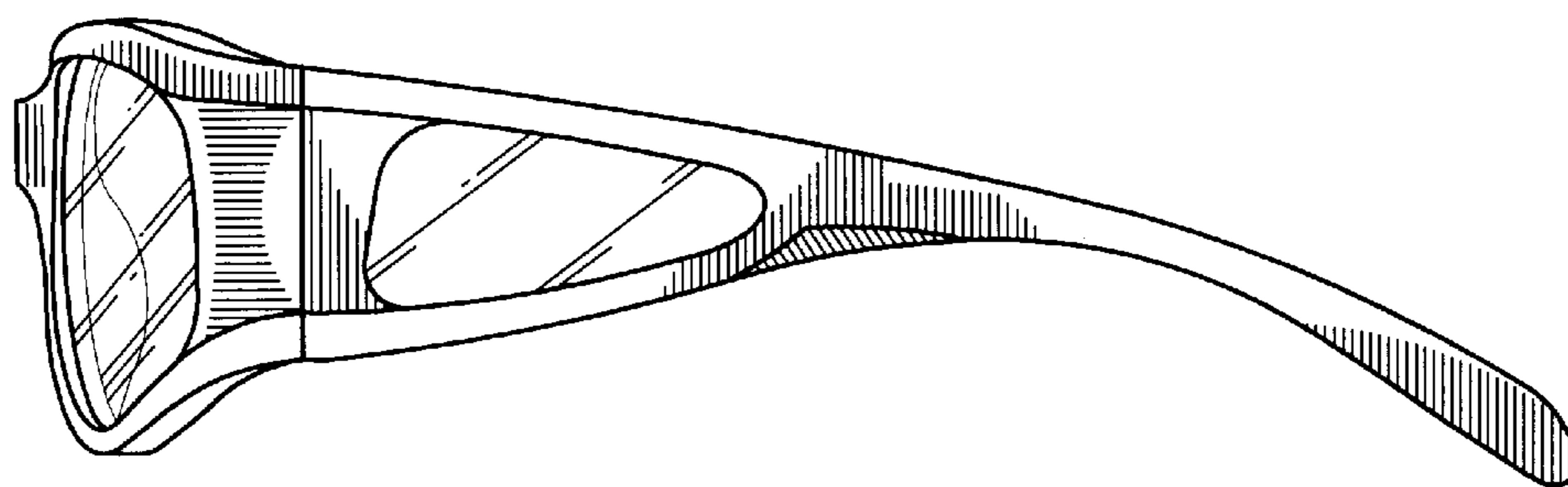
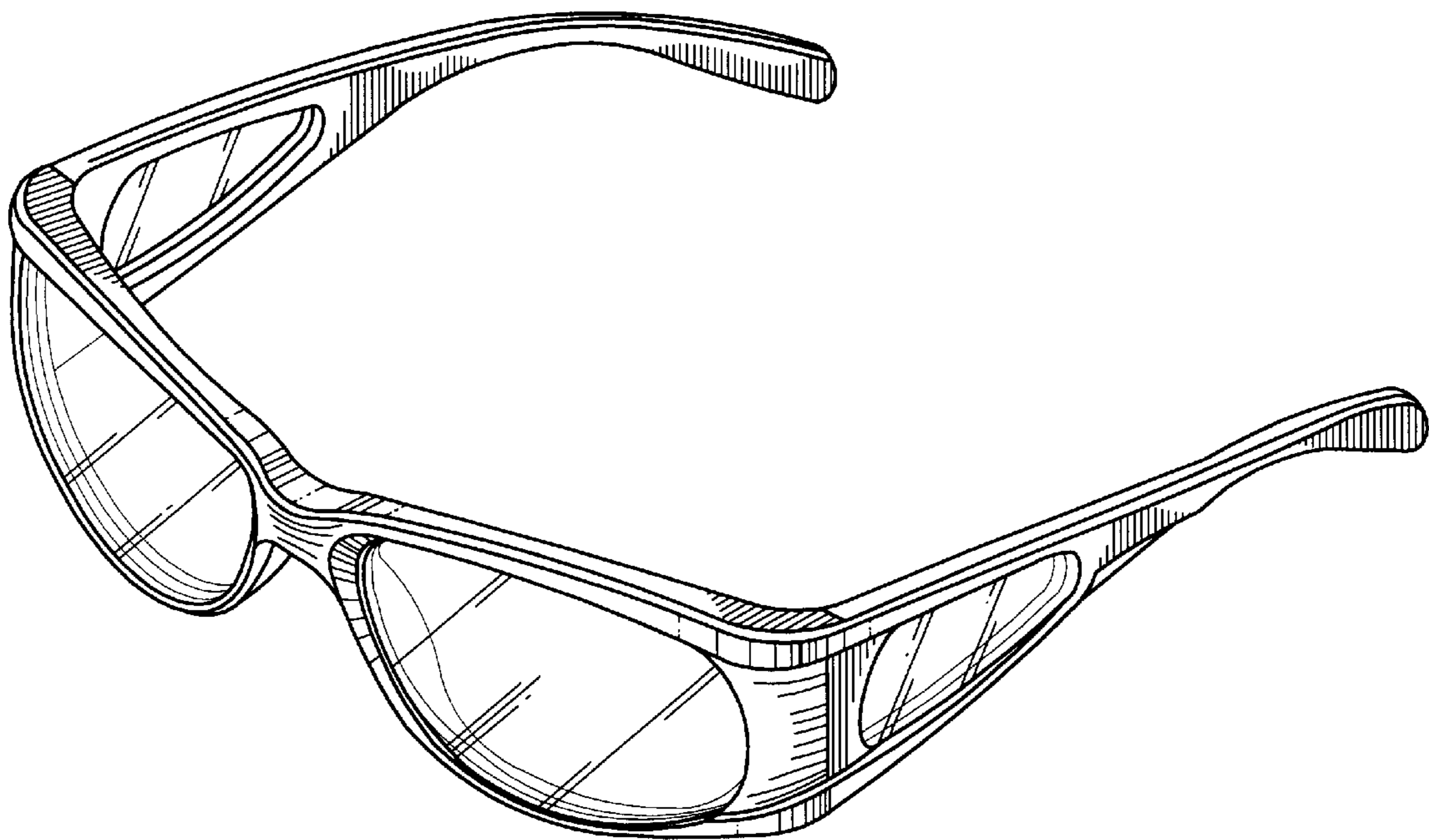


FIG. 2

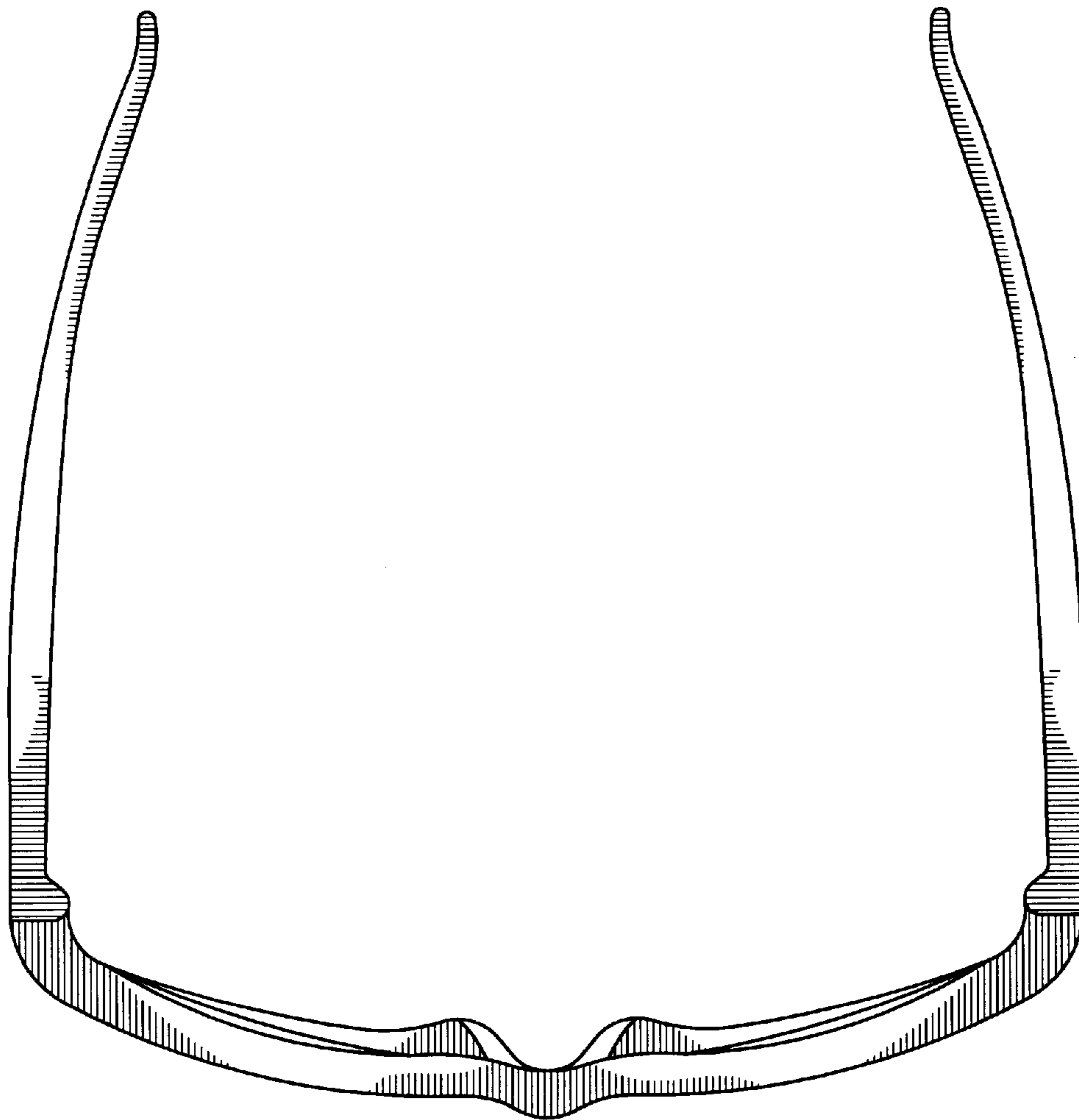


FIG. 3

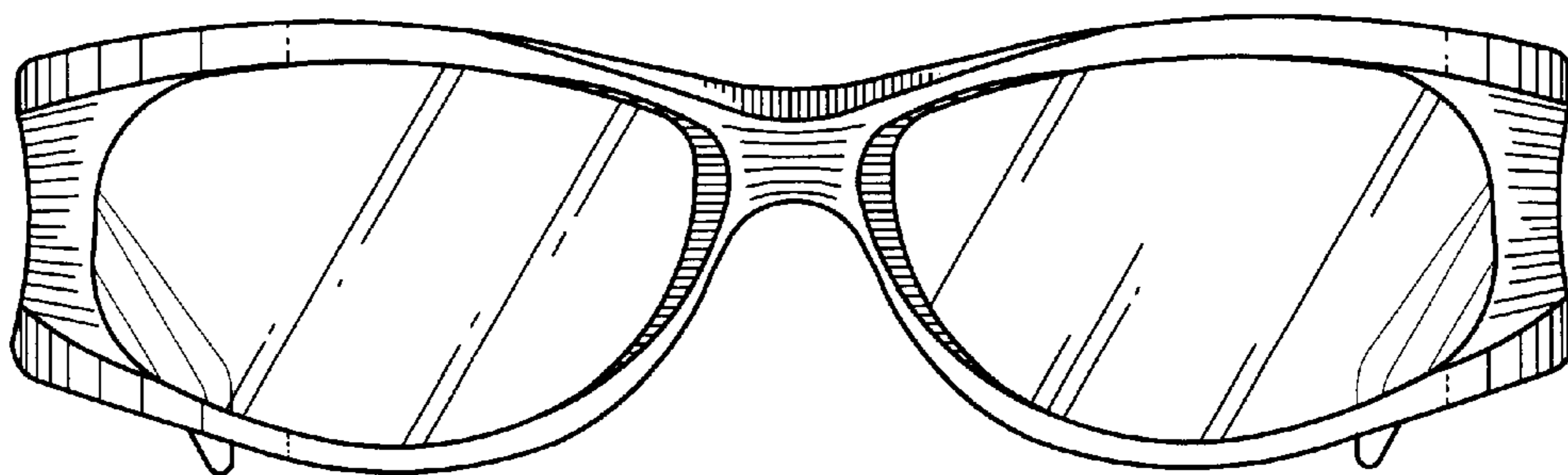


FIG. 4

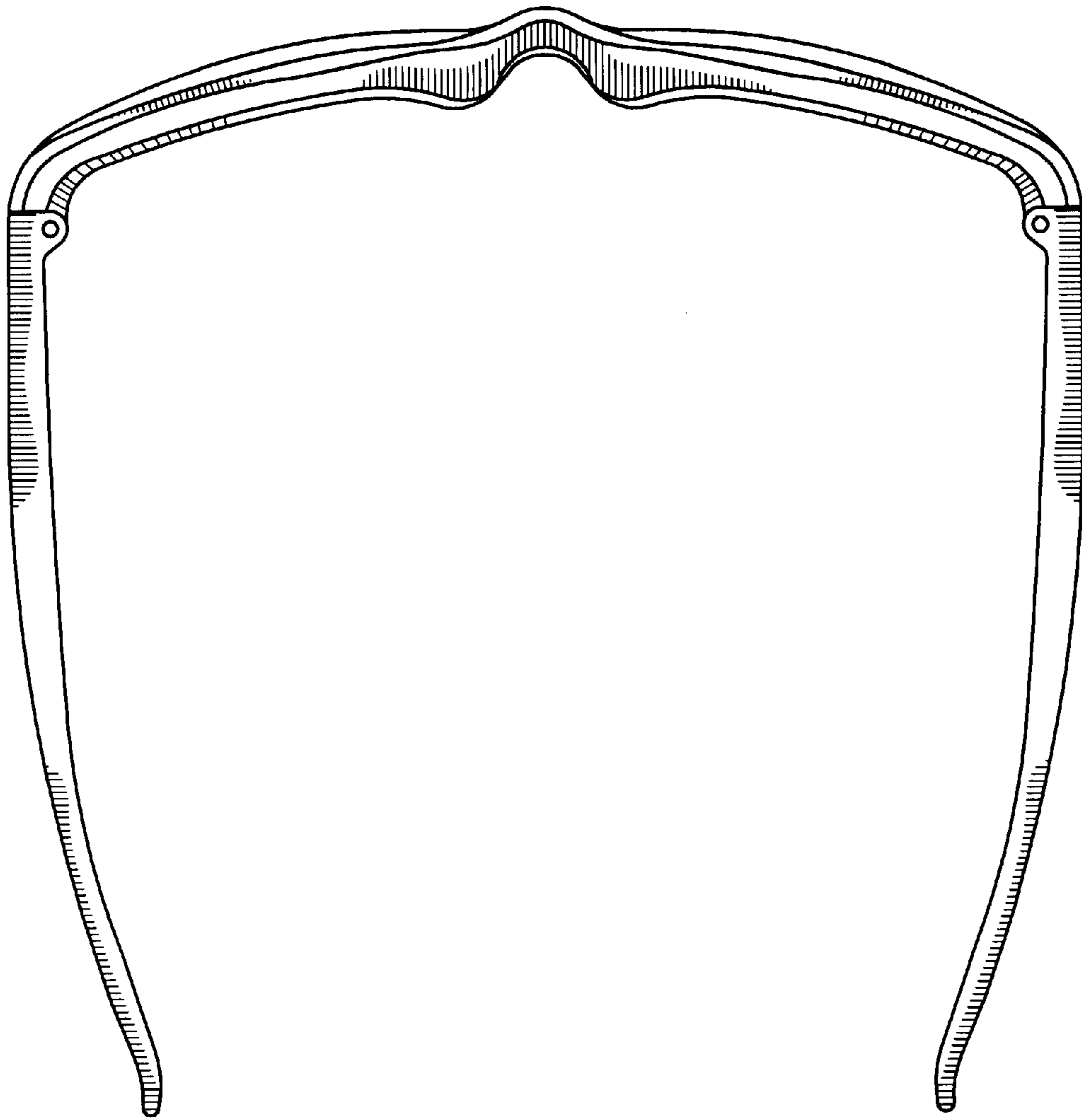


FIG. 5

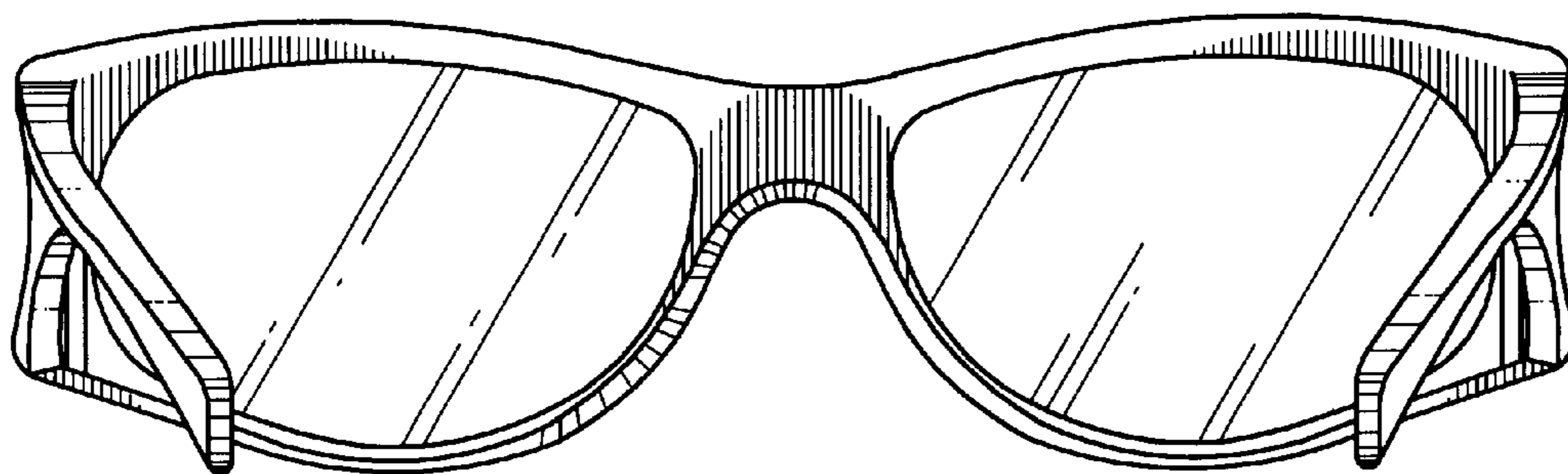


FIG. 6