



US00D515599S

(12) **United States Design Patent**
Vardon

(10) **Patent No.:** **US D515,599 S**

(45) **Date of Patent:** **** Feb. 21, 2006**

(54) **REFRIGERATOR SHELF**

(75) **Inventor:** **François Vardon, El Marqués (MX)**

(73) **Assignee:** **Saint-Gobain Glass France,**
Courbevoie (FR)

(**) **Term:** **14 Years**

(21) **Appl. No.:** **29/217,621**

(22) **Filed:** **Nov. 22, 2004**

(51) **LOC (8) Cl. 15-07**

(52) **U.S. Cl. D15/89**

(58) **Field of Classification Search** D15/79,
D15/81, 85-87, 89; 62/440-449, 457, 246-255,
62/337, 3.6; 312/116, 247, 270.3, 319, 401,
312/408; 220/592.1-592.4, 4.31, 533; D6/627;
428/122; 29/451

See application file for complete search history.

(56) **References Cited**

U.S. PATENT DOCUMENTS

D142,904 S 11/1945 Paddock
D309,461 S 7/1990 Bussan et al.
5,332,611 A 7/1994 Shanok et al.

5,677,030 A 10/1997 Shanok et al.

5,735,589 A 4/1998 Herrmann et al.

6,105,233 A 8/2000 Neal

D482,560 S 11/2003 Danilovski

6,679,573 B2 1/2004 Bienick

D495,720 S 9/2004 Avalos Barcenas et al.

Primary Examiner—Nanda Bondade

Assistant Examiner—Shanda C. Hill

(74) *Attorney, Agent, or Firm*—Oblon, Spivak, McClelland,
Maier & Neustadt, P.C.

(57) **CLAIM**

The ornamental design for a refrigerator shelf, as shown and described.

DESCRIPTION

FIG. 1 is a front elevational view of a refrigerator shelf showing my new design;
FIG. 2 is a rear elevational view thereof;
FIG. 3 is a side elevational view thereof;
FIG. 4 is a top plan view thereof;
FIG. 5 is a bottom plan view thereof;
FIG. 6 is a top, front, right perspective view thereof; and,
FIG. 7 is a bottom, rear, left perspective view thereof.

1 Claim, 5 Drawing Sheets

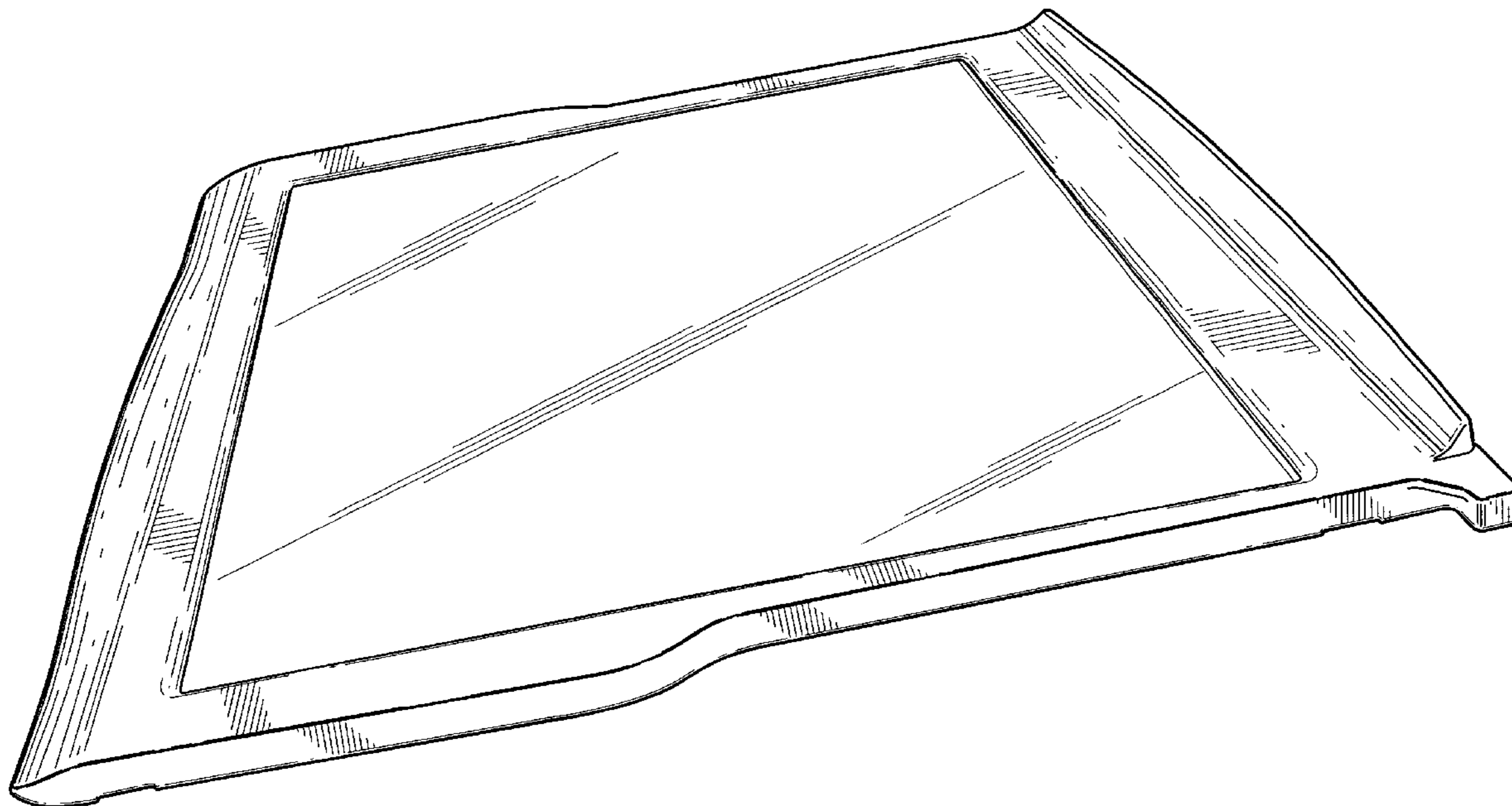




FIG. 1



FIG. 2

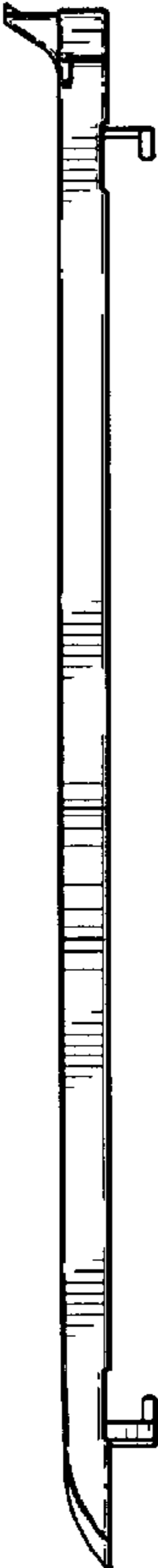


FIG. 3




FIG. 4

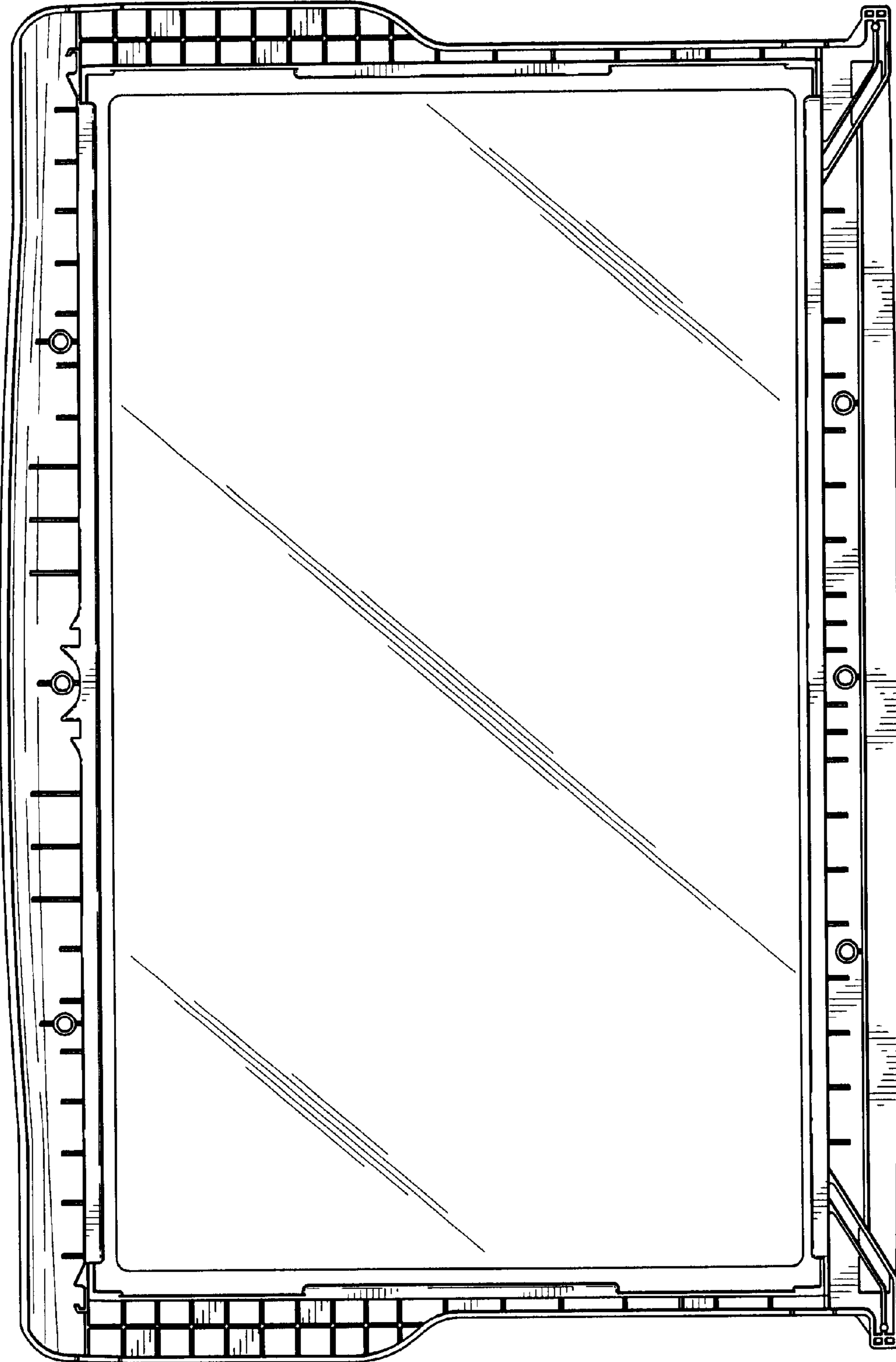


FIG. 5

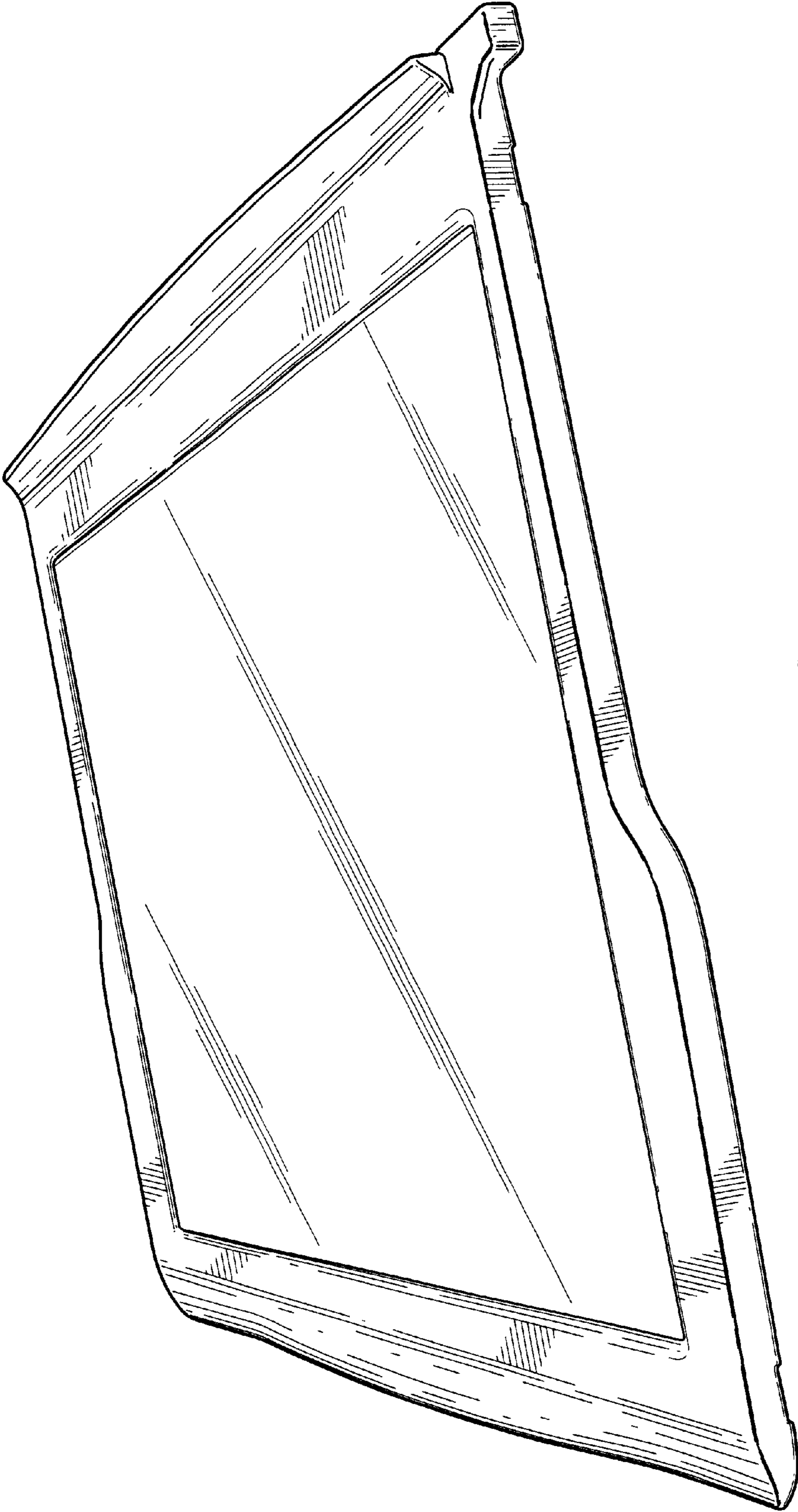


FIG. 6




FIG. 7