



US00D515582S

(12) **United States Design Patent**
Landau

(10) **Patent No.:** **US D515,582 S**

(45) **Date of Patent:** **** Feb. 21, 2006**

(54) **COMPUTER MEMORY DEVICE**

(75) **Inventor:** **Steven A. Landau, Voorhees, NJ (US)**

(73) **Assignee:** **Kasl Enterprises, Inc., Bala Cynwyd, PA (US)**

(**) **Term:** **14 Years**

(21) **Appl. No.:** **29/215,351**

(22) **Filed:** **Oct. 18, 2004**

(51) **LOC (8) Cl.** **14-02**

(52) **U.S. Cl.** **D14/432**

(58) **Field of Classification Search** D14/432,
D14/435, 436, 438; D21/333, 324, 328, 713,
D21/707, 709; 463/43-5; 361/737; D9/516,
D9/549, 562, 518, 500; 220/906
See application file for complete search history.

(56) **References Cited**

U.S. PATENT DOCUMENTS

3,924,939	A	*	12/1975	Scheminske et al.	352/34
D241,017	S	*	8/1976	Baker	D9/500
D262,439	S	*	12/1981	Atkinson et al.	D9/500
D271,854	S	*	12/1983	Berry	D9/500
D275,095	S	*	8/1984	Fang	D14/435
D327,218	S	*	6/1992	Nickerson	D9/503
D393,205	S	*	4/1998	Jansen	D9/500
D396,916	S	*	8/1998	Ochs, Sr.	D34/4
D403,964	S	*	1/1999	Jansen	D9/503

D408,378	S	*	4/1999	Tyler et al.	D14/438
D408,803	S	*	4/1999	Tyler et al.	D14/436
D429,728	S	*	8/2000	Hays	D14/436
D430,569	S	*	9/2000	Hays	D14/436
D432,015	S	*	10/2000	Holiday	D9/518
D456,813	S	*	5/2002	Hays	D14/436
D478,087	S	*	8/2003	Aldridge	D14/433
D500,302	S	*	12/2004	Deguchi	D14/167
D504,434	S	*	4/2005	Katayanagi	D14/436

* cited by examiner

Primary Examiner—M. H. Tung

(57) **CLAIM**


The ornamental design for a computer memory device, as shown and described.

DESCRIPTION

FIG. 1 is a side perspective view of a computer memory device of the present invention;
FIG. 2 is a front view of the computer memory device of FIG. 1, the rear view is a mirror image;
FIG. 3 is a side view of the computer memory device of FIG. 1, the opposite side is a mirror image;
FIG. 4 is a top view of the computer memory device of FIG. 1; and,
FIG. 5 is a bottom view of the computer memory device of FIG. 1.

The broken line drawing in FIGS. 1-4 is for illustrative purposes only and forms no part of the claimed design.

1 Claim, 3 Drawing Sheets



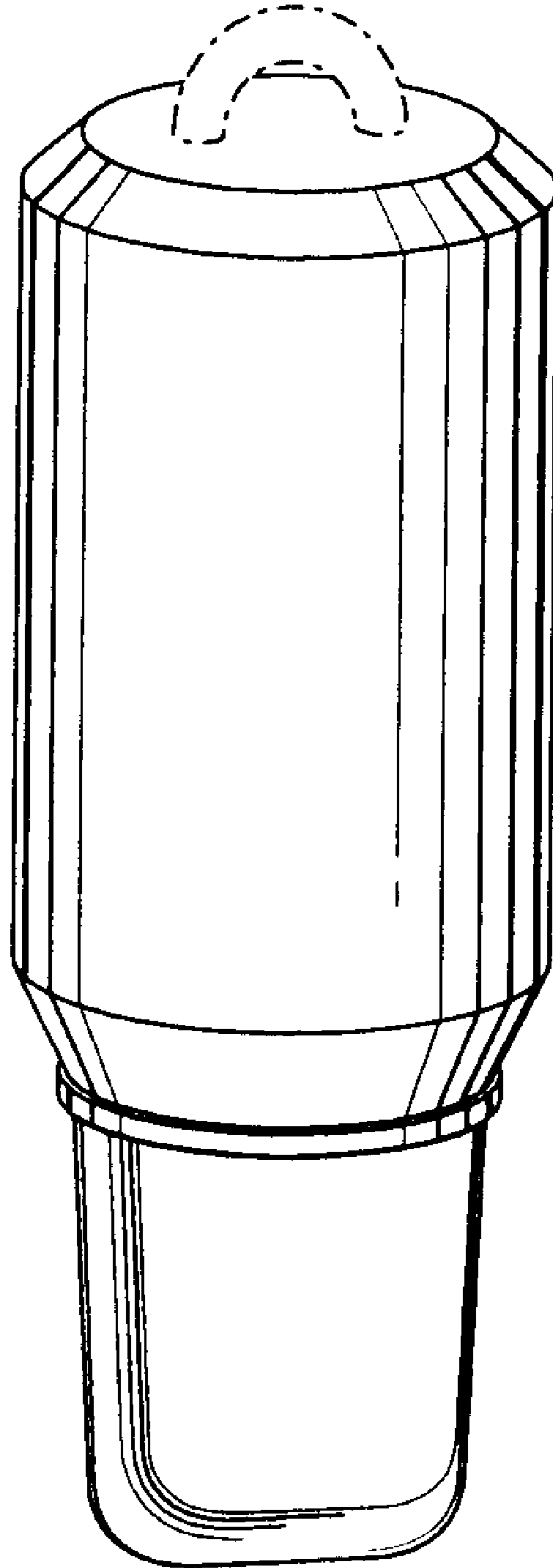


Fig. 1




Fig. 2

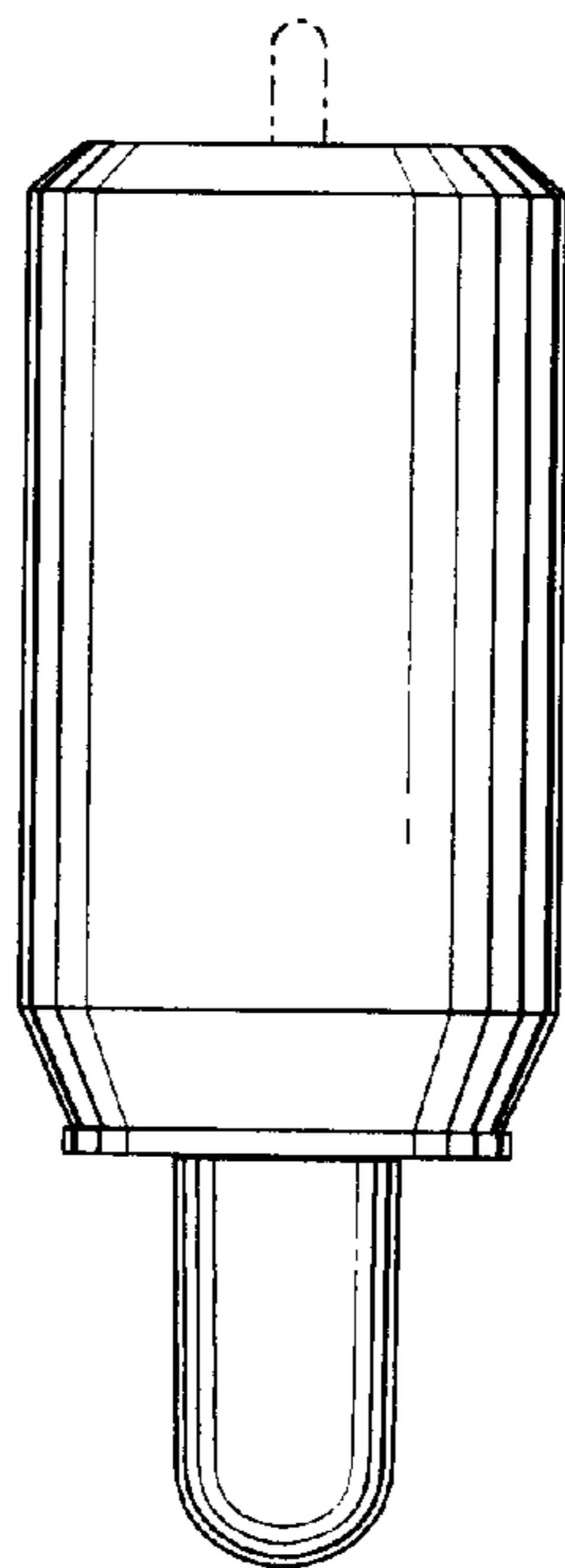


Fig. 3

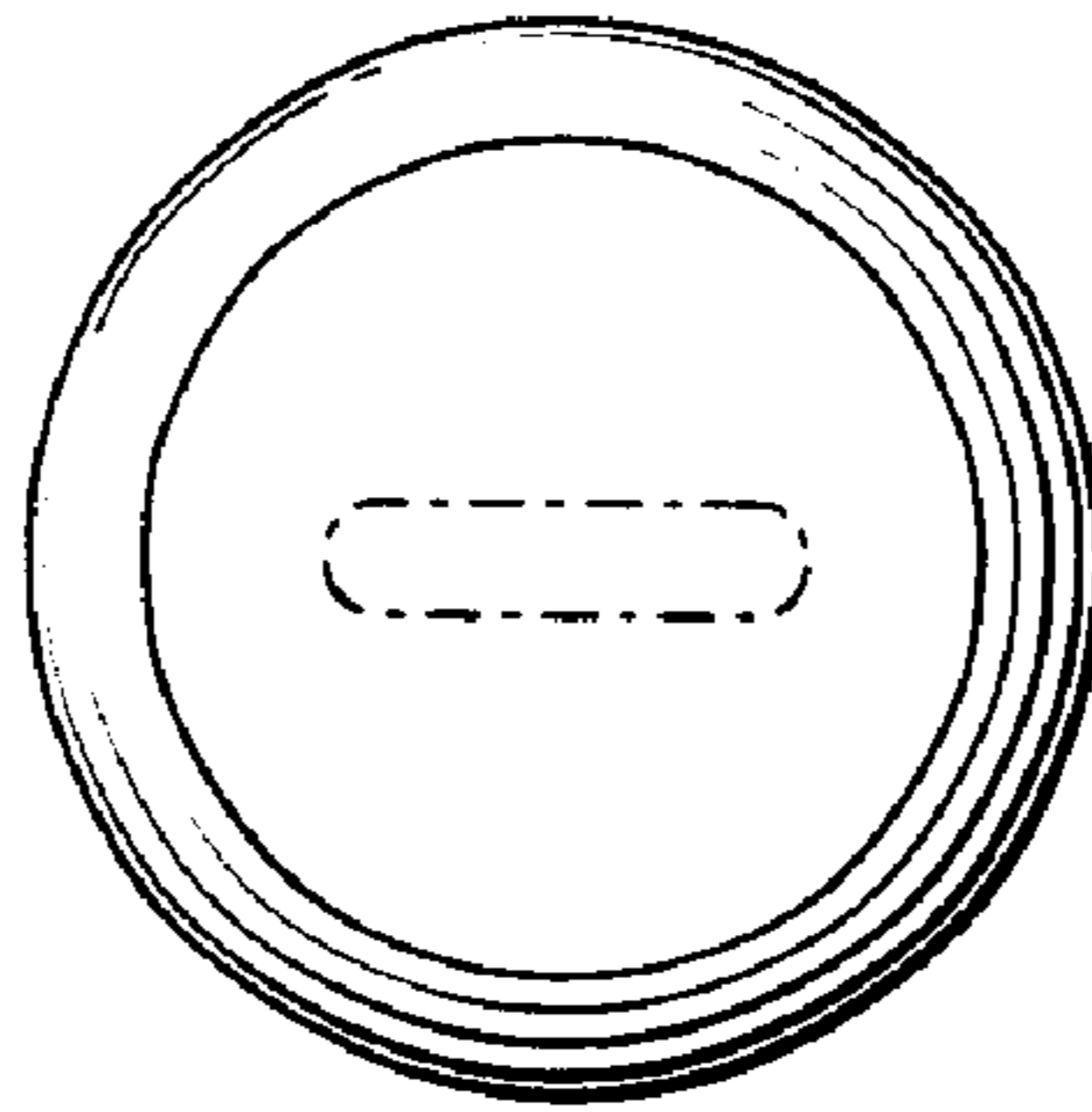


Fig. 4

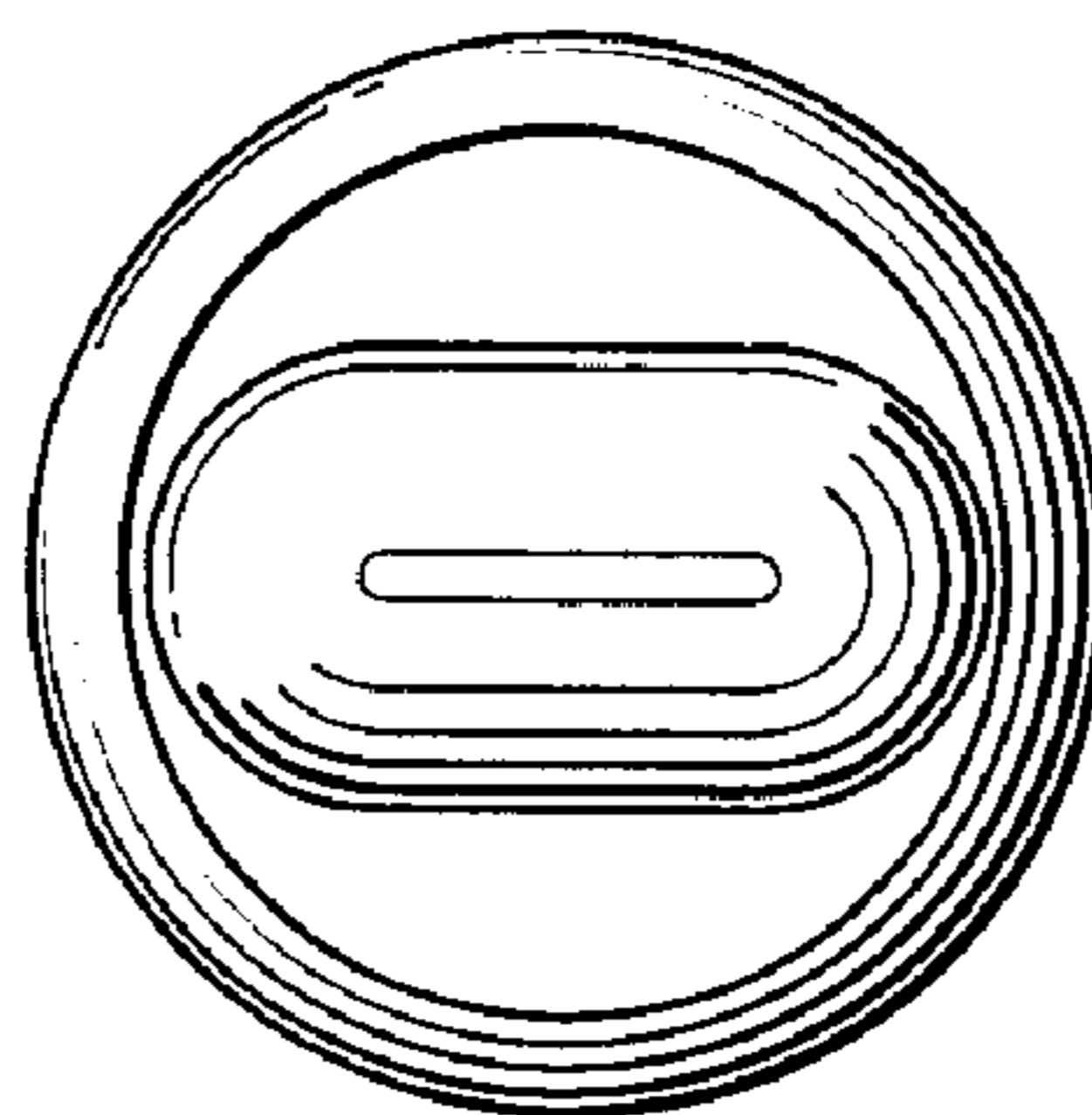


Fig. 5