

US00D515577S

(12) **United States Design Patent**  
**Shimizu**

(10) **Patent No.:** **US D515,577 S**

(45) **Date of Patent:** **\*\* Feb. 21, 2006**

(54) **KEYBOARD**

D481,731 S \* 11/2003 Goto ..... D14/392  
D488,807 S 4/2004 Ogasawara

(75) Inventor: **Yosuke Shimizu**, Tokyo (JP)

**OTHER PUBLICATIONS**

(73) Assignee: **Sony Corporation**, Tokyo (JP)

Web page "VAIO" <http://www.vaio.sony.co.jp/Products/VGC-V201/parts.html>, 4 sheets, Sony (Aug. 2004).

(\*\*) Term: **14 Years**

\* cited by examiner

(21) Appl. No.: **29/214,476**

*Primary Examiner*—Freda S. Nunn

(22) Filed: **Oct. 5, 2004**

(74) *Attorney, Agent, or Firm*—Rader, Fishman & Grauer PLLC

(51) **LOC (8) Cl.** ..... **14-02**

(52) **U.S. Cl.** ..... **D14/392**

(58) **Field of Classification Search** ..... D14/391,  
D14/392, 394, 396–398; D18/1, 2, 7; 235/145 A,  
235/145 R; 200/5 A, 5 R, 6 A, 6 R; 178/17 A,  
178/17 C; 345/160, 167, 168; 341/22, 23;  
400/484–486, 488, 489, 492

See application file for complete search history.

(57) **CLAIM**

The ornamental design for keyboard, as shown and described.

(56) **References Cited**


**U.S. PATENT DOCUMENTS**

D351,831 S \* 10/1994 Kuzuomoto et al. .... D14/392  
5,439,304 A \* 8/1995 Phillips et al. .... 400/492  
D387,343 S \* 12/1997 Huang ..... D14/396  
D438,868 S 3/2001 Oba  
D439,902 S \* 4/2001 Oba ..... D14/392  
D452,861 S 1/2002 Ogasawara  
D480,398 S \* 10/2003 Lee et al. .... D14/391

**DESCRIPTION**

FIG. 1 is a perspective view of a keyboard showing my new design;  
FIG. 2 is a front elevational view thereof;  
FIG. 3 is a rear elevational view thereof;  
FIG. 4 is a left side elevational view thereof;  
FIG. 5 is a right side elevational view thereof; and,  
FIG. 6 is a bottom plan view thereof.  
Portions of FIGS. 1–6 that are shown as broken lines are for illustrative purpose only and form no part of the claimed design.

**1 Claim, 4 Drawing Sheets**






FIG. 1

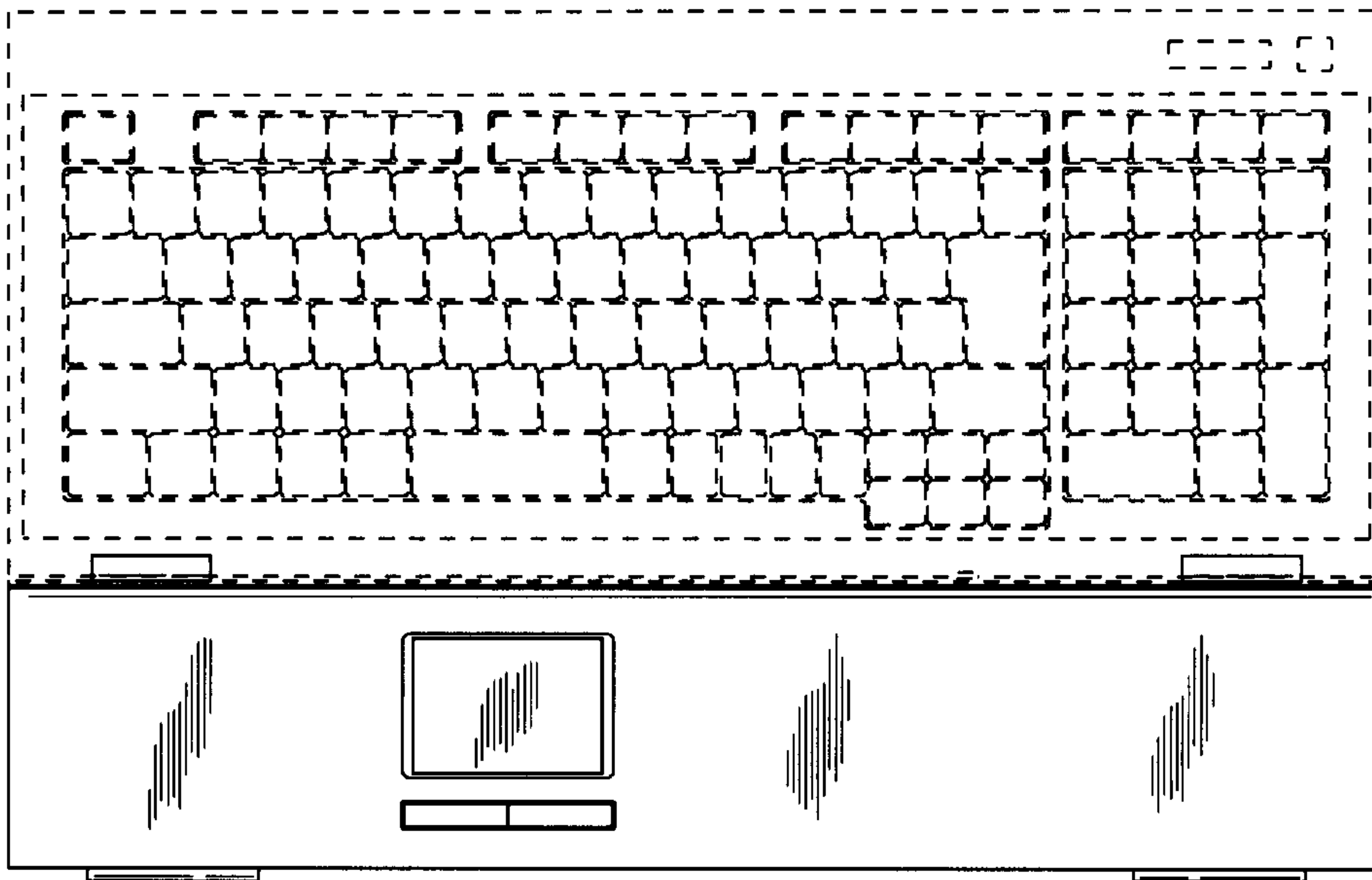


FIG. 2

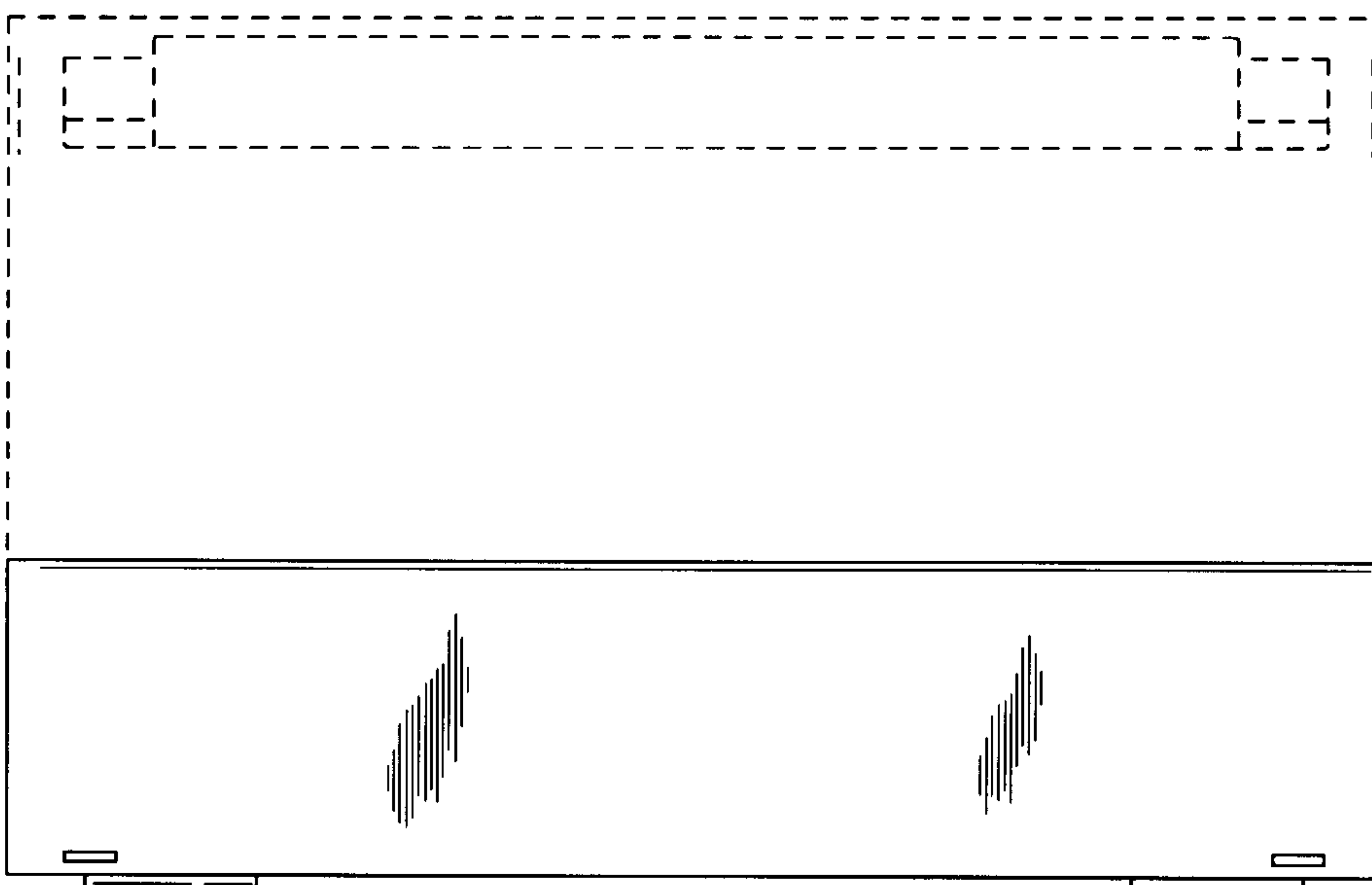


FIG. 3

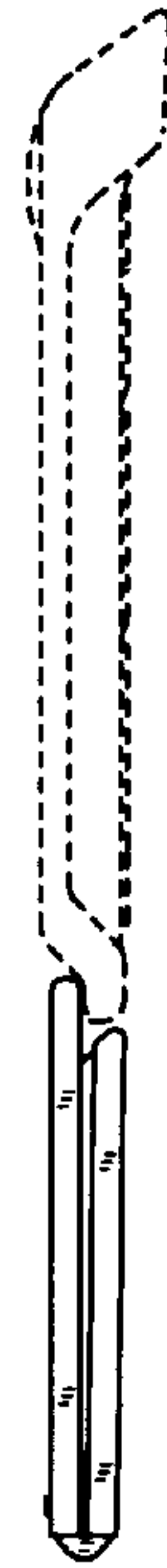


FIG. 4




FIG. 5




FIG. 6