



US00D515522S

(12) **United States Design Patent**  
**Vitito**

(10) **Patent No.:** **US D515,522 S**

(45) **Date of Patent:** **\*\* Feb. 21, 2006**

(54) **ENTERTAINMENT SYSTEM FOR AN  
AUTOMOBILE HEADREST**

(76) **Inventor:** **Christopher J. Vitito**, 514  
Longmeadow St., Celebration, FL (US)  
34747

(\*\*) **Term:** **14 Years**

(21) **Appl. No.:** **29/203,645**

(22) **Filed:** **Apr. 19, 2004**

(51) **LOC (8) Cl.** ..... **14-03**

(52) **U.S. Cl.** ..... **D14/126**

(58) **Field of Classification Search** ..... D14/125-134,  
D14/239, 371, 374-376; 312/7.2; 348/836,  
348/838, 180, 184, 325, 739; 341/12; 248/917-924;  
345/104, 133, 156, 168, 87, 173; 353/74;  
340/700; D12/415-418, 345; D21/329, 515  
See application file for complete search history.

(56) **References Cited**

**U.S. PATENT DOCUMENTS**

RE33,423 E	11/1990	Lobanoff	
D324,040 S	* 2/1992	Saito et al.	D14/126
5,100,098 A	* 3/1992	Hawkins	248/291.1
5,173,686 A	* 12/1992	Fujihara	345/87
5,267,775 A	12/1993	Nguyen	
5,507,556 A	4/1996	Dixon	
5,529,265 A	6/1996	Sakurai	
5,713,633 A	2/1998	Lu	
D414,473 S	* 9/1999	Kummel et al.	D14/374
D415,147 S	* 10/1999	Adachi	D14/132

6,020,867 A	*	2/2000	Shimada et al.	345/905
D438,849 S	*	3/2001	Adachi et al.	D14/126
D439,567 S	*	3/2001	Forlenza et al.	D14/336
D443,255 S		6/2001	Lavelle et al.	
6,250,967 B1		6/2001	Chu	
D446,193 S		8/2001	Lavelle et al.	
D448,009 S		9/2001	Lavelle et al.	
D468,276 S	*	1/2003	Chang	D14/126
D469,413 S	*	1/2003	To et al.	D14/126
6,619,605 B1		9/2003	Lambert	
6,669,285 B1		12/2003	Park et al.	
6,698,832 B1		3/2004	Boudinot	
2003/0137584 A1		7/2003	Norvell et al.	
2004/0007906 A1		1/2004	Park et al.	
2004/0032543 A1		2/2004	Chang	

\* cited by examiner

*Primary Examiner*—Raphael Barkai  
(74) *Attorney, Agent, or Firm*—Welsh & Flaxman LLC

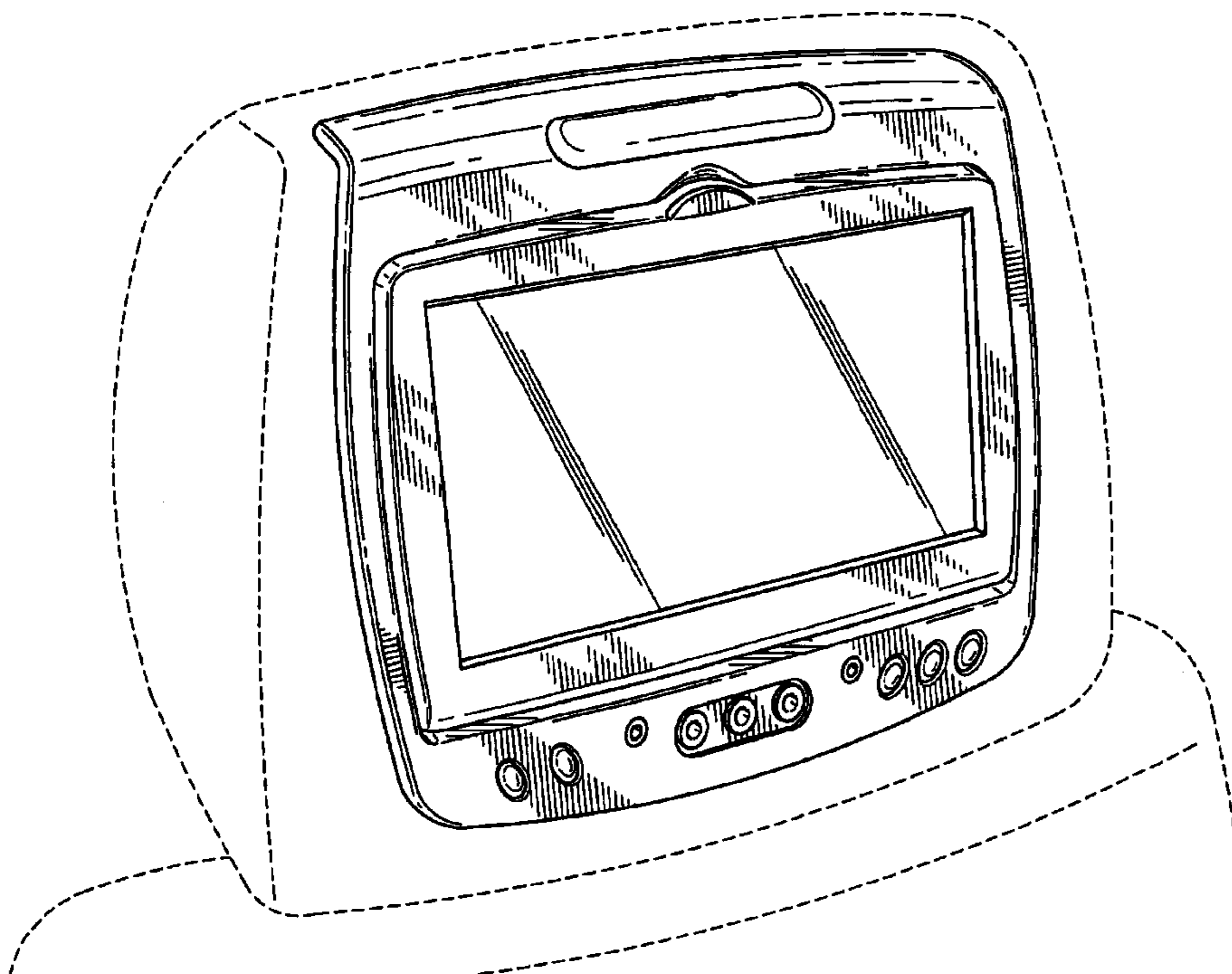
(57) **CLAIM**

The ornamental design for an entertainment system for an automobile headrest, as shown and described.

**DESCRIPTION**

FIG. 1 is a perspective view of view of an entertainment system for an automobile headrest showing my new design. FIG. 2 is a front view view thereof; and, FIG. 3 is a top view view thereof. The broken lines shown in FIGS. 1-3 are for illustrative purposes only and form no part of the claimed design.

**1 Claim, 2 Drawing Sheets**



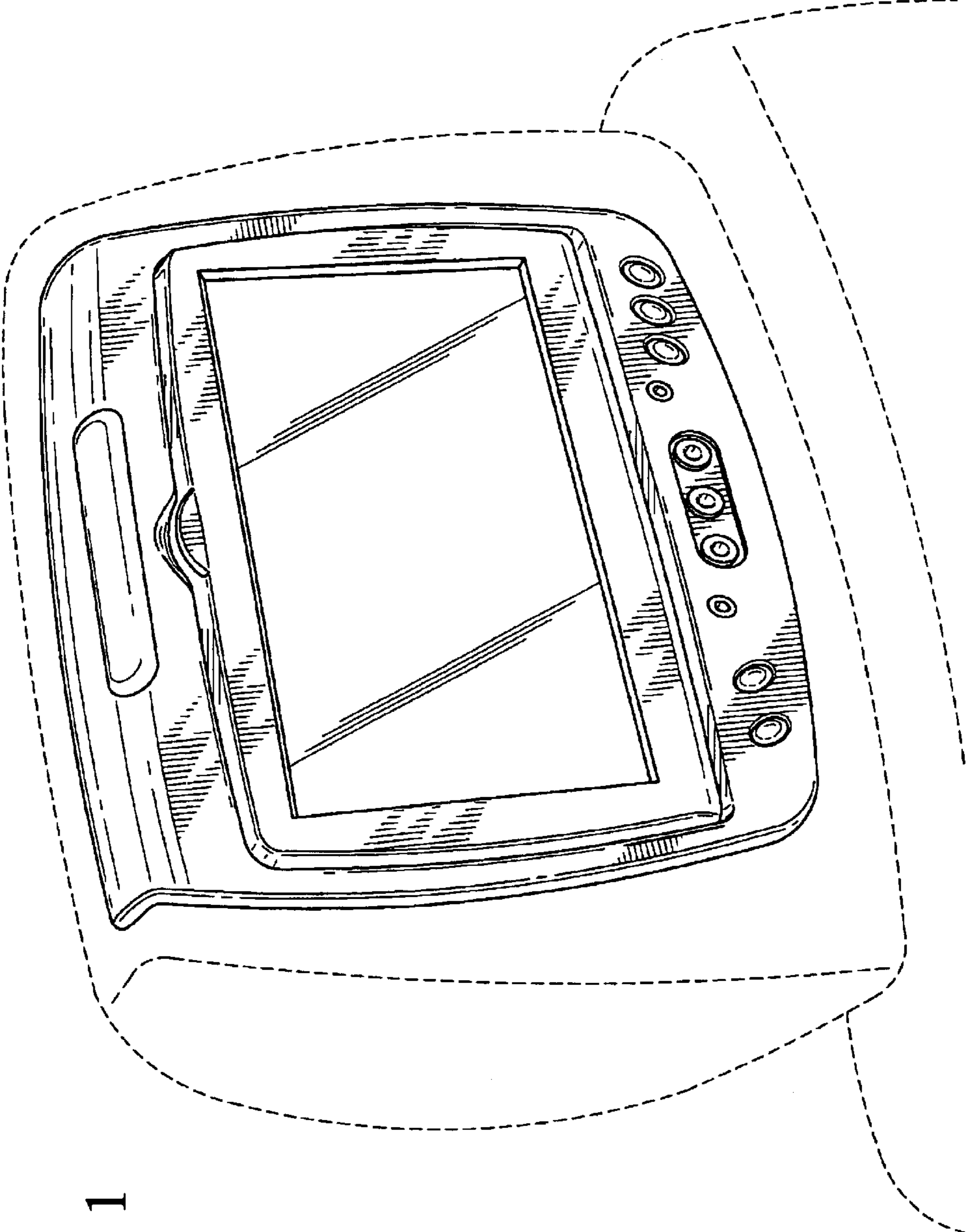


FIG. 1

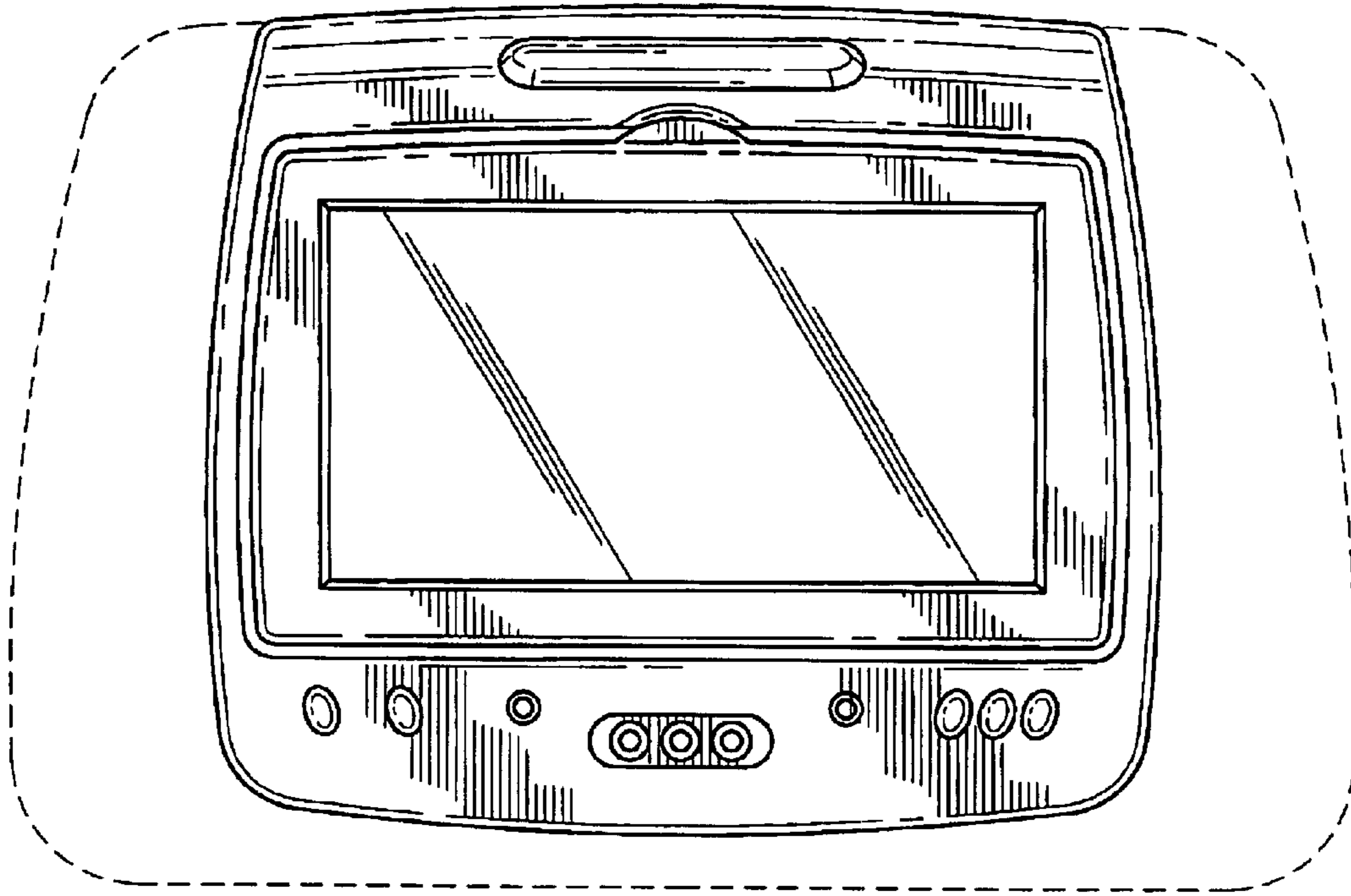


FIG. 2

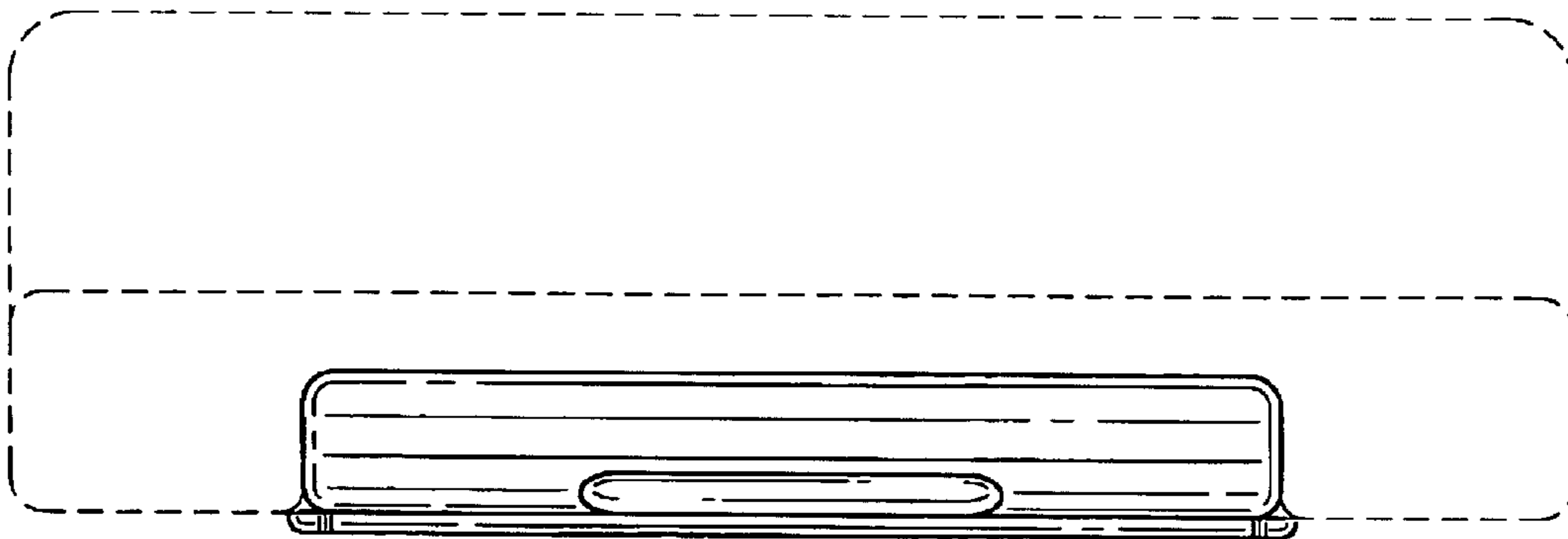


FIG. 3