



US00D515512S

(12) **United States Design Patent**  
**Butler et al.**

(10) **Patent No.: US D515,512 S**  
(45) **Date of Patent: \*\* Feb. 21, 2006**

(54) **WALL-MOUNTABLE CONTROL PANEL**  
(75) Inventors: **Nathan J. Butler**, Harleysville, PA (US); **Elliot G. Jacoby**, Glenside, PA (US); **Timothy S. Majewski**, New Tripoli, PA (US); **Noel Mayo**, Philadelphia, PA (US); **Stephen S. Thompson**, London (GB); **Joel S. Spira**, Coopersburg, PA (US)

D313,738 S \* 1/1991 Mayo et al. .... D8/353  
5,030,893 A \* 7/1991 Spira et al. .... 315/294  
5,463,286 A \* 10/1995 D'Aleo et al. .... 315/295  
5,848,054 A \* 12/1998 Mosebrook et al. .... 370/226  
D436,930 S \* 1/2001 Butler ..... D13/162  
D453,742 S \* 2/2002 Butler et al. .... D13/164  
D456,783 S \* 5/2002 Mayo et al. .... D13/164  
D490,061 S \* 5/2004 Bennett et al. .... D13/169

\* cited by examiner

(73) Assignee: **Lutron Electronics Co., Ltd.**, Coopersburg, PA (US)

*Primary Examiner*—Stella Reid  
*Assistant Examiner*—Selina Sikder

(\*\*) Term: **14 Years**

(74) *Attorney, Agent, or Firm*—Drinker Biddle & Reath LLP

(21) Appl. No.: **29/209,998**

(57) **CLAIM**

(22) Filed: **Jul. 23, 2004**

The ornamental design for a wall-mountable control panel, as shown and described.

**Related U.S. Application Data**

**DESCRIPTION**

(63) Continuation-in-part of application No. 29/203,997, filed on Apr. 21, 2004.

(51) **LOC (8) Cl.** ..... **13-03**

(52) **U.S. Cl.** ..... **D13/164**

(58) **Field of Classification Search** ..... D13/162, D13/164, 170, 171, 177; D8/350, 353; 174/66, 174/67; 200/5 A, 5 R, 237, 293, 308, 310, 200/313, 314, 329, 341; 315/291, 295, 320; 338/184, 226

See application file for complete search history.

FIG. 1 is a front perspective view of a wall-mountable control panel showing a first embodiment of our new design.  
FIG. 2 is a front elevation view thereof.  
FIG. 3 is a bottom view thereof.  
FIG. 4 is a top view thereof.  
FIG. 5 is a left side view thereof; and,  
FIG. 6 is a right side view thereof.

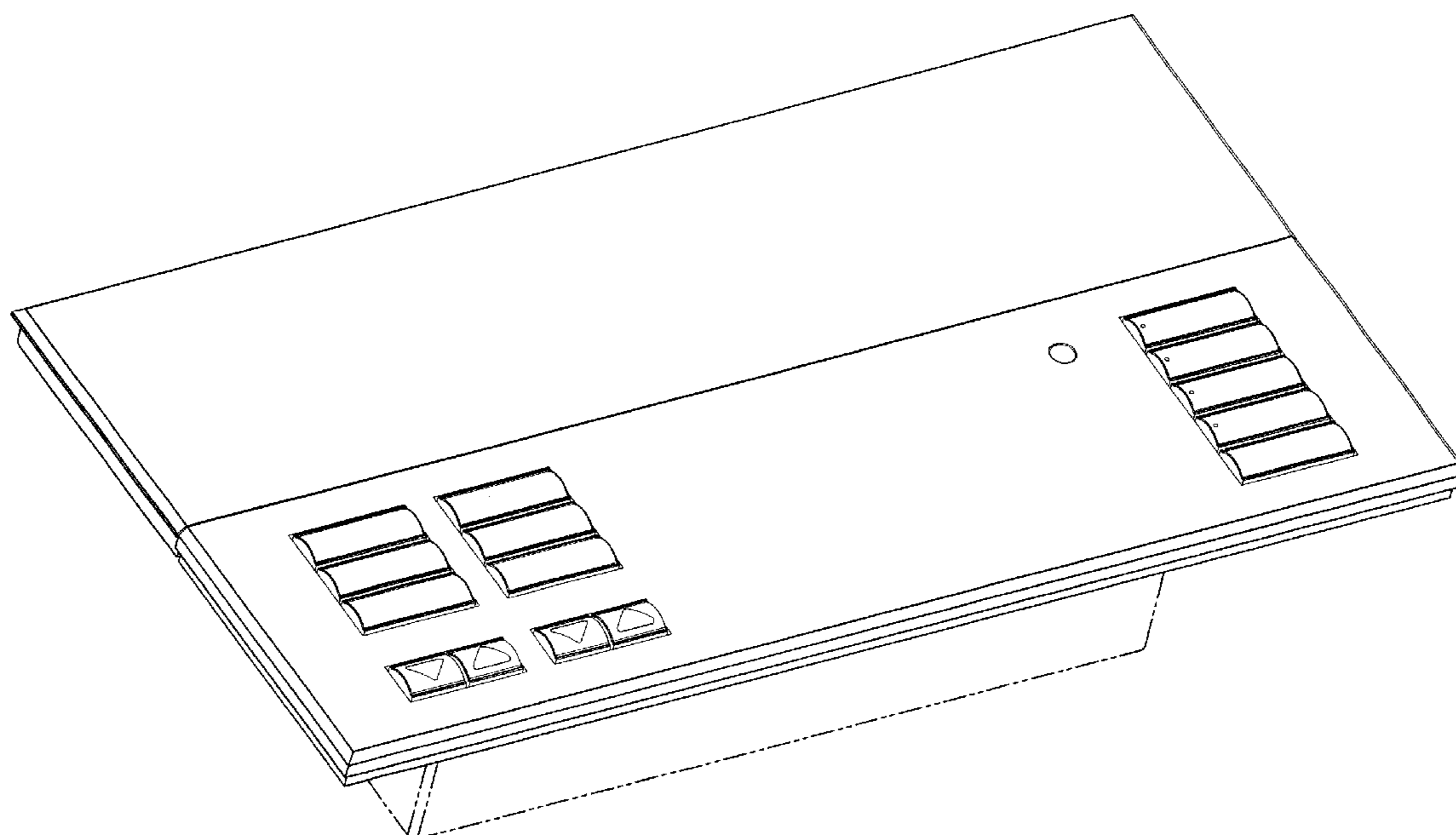
The portions of the drawings appearing in broken line are for environment only and do not form a part of the design.

(56) **References Cited**

**U.S. PATENT DOCUMENTS**

D287,242 S \* 12/1986 Liss et al. .... D13/177

**1 Claim, 5 Drawing Sheets**



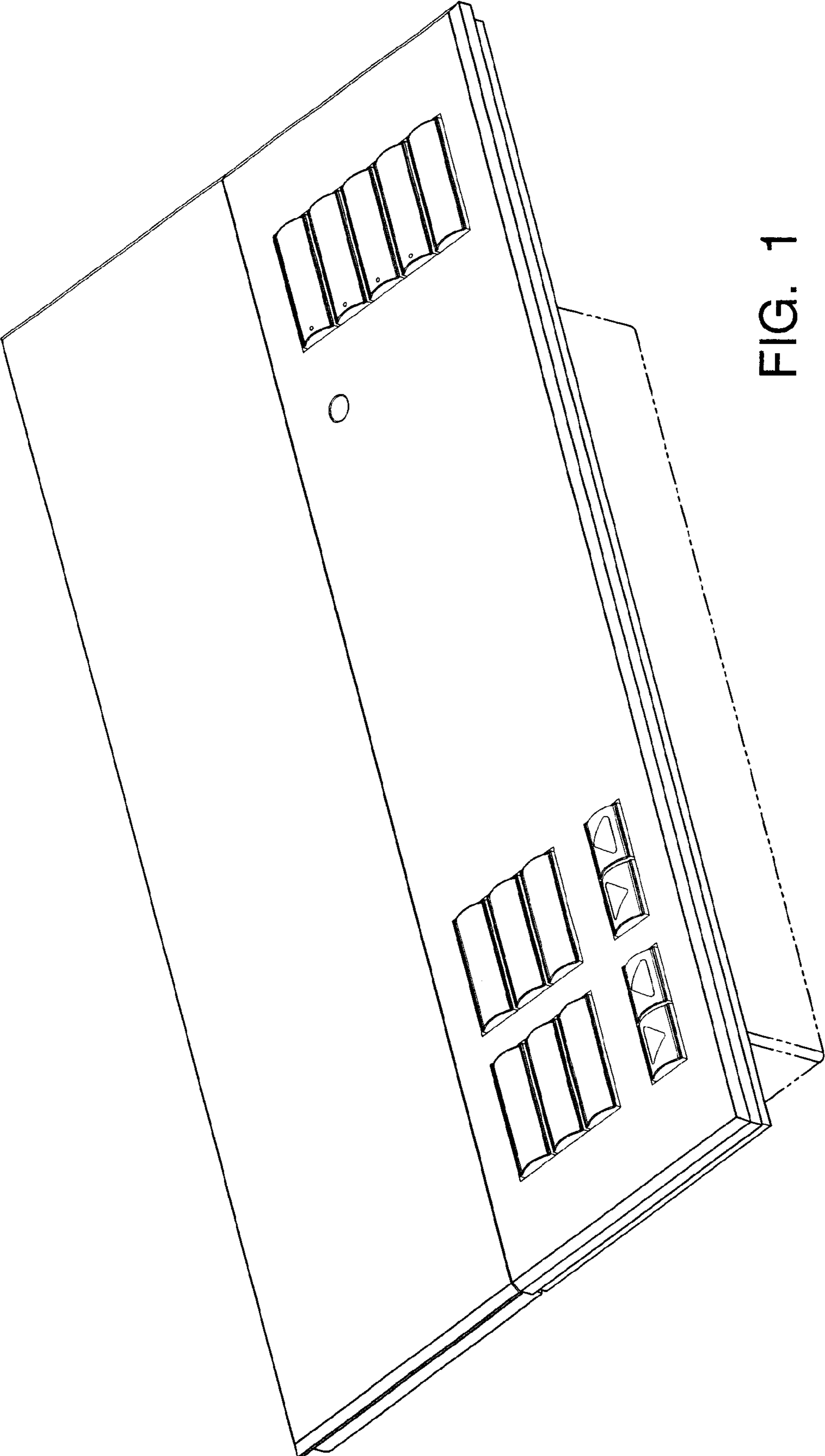


FIG. 1




FIG. 2




FIG. 3




FIG. 4




FIG. 6

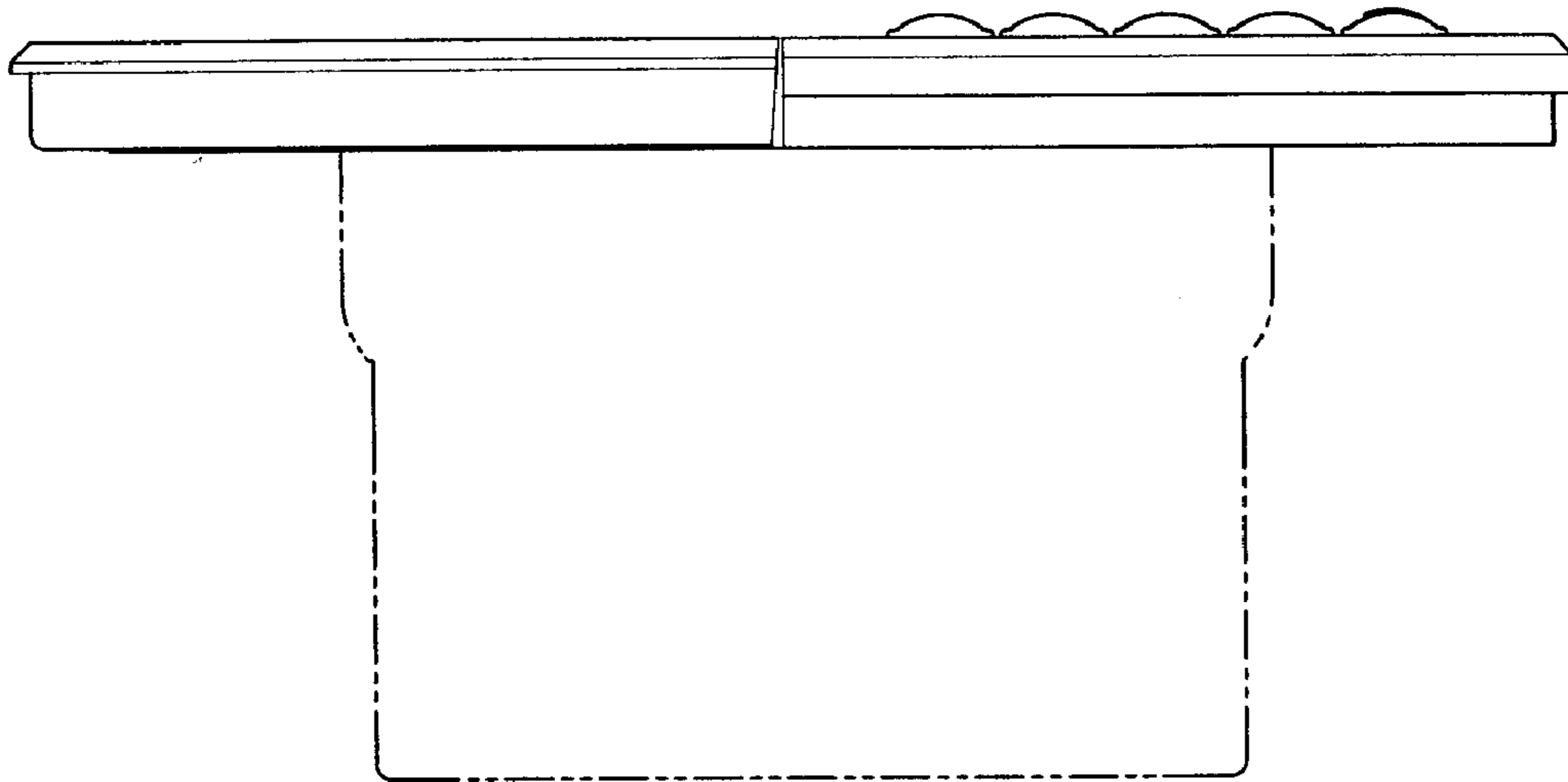


FIG. 5

UNITED STATES PATENT AND TRADEMARK OFFICE  
**CERTIFICATE OF CORRECTION**

PATENT NO. : Des. 515,512 S  
APPLICATION NO. : 29/209998  
DATED : February 21, 2006  
INVENTOR(S) : Butler et al.

Page 1 of 1

It is certified that error appears in the above-identified patent and that said Letters Patent is hereby corrected as shown below:

On the title page, Item: 73 should read:

(73) Assignee: **Lutron Electronics Co., Inc.**,  
Coopersburg, PA (US)

Signed and Sealed this

Twenty-second Day of August, 2006

A handwritten signature in black ink on a dotted background. The signature reads "Jon W. Dudas" in a cursive style.

JON W. DUDAS

*Director of the United States Patent and Trademark Office*