



US00D515481S

(12) **United States Design Patent** (10) **Patent No.:** **US D515,481 S**
McJunkin et al. (45) **Date of Patent:** **** *Feb. 21, 2006**

(54) **BICYCLE STEM**
(75) Inventors: **Mark McJunkin**, Atlanta, GA (US);
Robert DeRose, Macon, GA (US)
(73) Assignee: **L.H. Thomson Company, Inc.**, Macon,
GA (US)
(*) Notice: This patent is subject to a terminal dis-
claimer.
(**) Term: **14 Years**
(21) Appl. No.: **29/202,311**
(22) Filed: **Mar. 30, 2004**
(51) **LOC (8) Cl.** **12-16**
(52) **U.S. Cl.** **D12/178**
(58) **Field of Classification Search** D12/111,
D12/117, 118, 178; 280/279, 280; 403/24,
403/190, 191, 289, 290, 207, 359, 373; 74/551.1-551.9
See application file for complete search history.

5,323,664 A	6/1994	Fairfield et al.	74/551.3
D348,636 S	7/1994	Williams et al.	D12/118
5,327,798 A	7/1994	Lerch, Jr.	74/551.3
5,330,220 A	7/1994	Nagano	280/279
5,330,302 A	7/1994	Chen	411/79
D354,259 S	1/1995	Kurke et al.	D12/118
D356,759 S	3/1995	Pawsat	D12/118
5,404,769 A	4/1995	Kao	74/551.3
5,437,208 A	8/1995	Cheng	74/551.1
5,442,973 A	8/1995	Liao	74/551.1
5,477,747 A	12/1995	Cheng	74/551.1
5,509,328 A	4/1996	Lai	74/551.3
5,536,102 A	7/1996	Kao	403/320
5,687,616 A	11/1997	Marui	74/551.1
5,842,385 A	12/1998	Su	74/551.3
5,865,069 A	2/1999	Edwards	74/551.1
5,888,015 A	3/1999	Brown et al.	403/379.1
D416,521 S	11/1999	Giard	D12/118
D451,847 S	* 12/2001	Thomson et al.	D12/118

* cited by examiner

Primary Examiner—Alan P. Douglas
Assistant Examiner—Linda Brooks
(74) *Attorney, Agent, or Firm*—Allen, Dyer, Doppelt,
Milbrath & Gilchrist, P.A.

(56) **References Cited**
U.S. PATENT DOCUMENTS

4,783,187 A	11/1988	McMurtrey	403/24
D300,014 S	2/1989	Borromeo	D12/118
D306,418 S	3/1990	McMurtrey	D12/118
D307,405 S	4/1990	Kiyota	D12/118
4,916,970 A	4/1990	McMurtrey	74/555.1
4,969,374 A	11/1990	Borromeo	74/551.1
D313,206 S	12/1990	Ringle	D12/118
5,138,900 A	8/1992	Hals	74/551.1
5,181,436 A	1/1993	Lai	74/551.2
5,193,930 A	3/1993	Chi	403/24
5,201,244 A	4/1993	Stewart et al.	74/551.3
5,213,006 A	5/1993	Liao	74/551.1
D341,801 S	11/1993	McCormack et al.	D12/118
5,263,351 A	11/1993	Berg, III	72/208
D342,050 S	12/1993	Gustafsson	D12/118
5,273,302 A	12/1993	Ureel	280/279

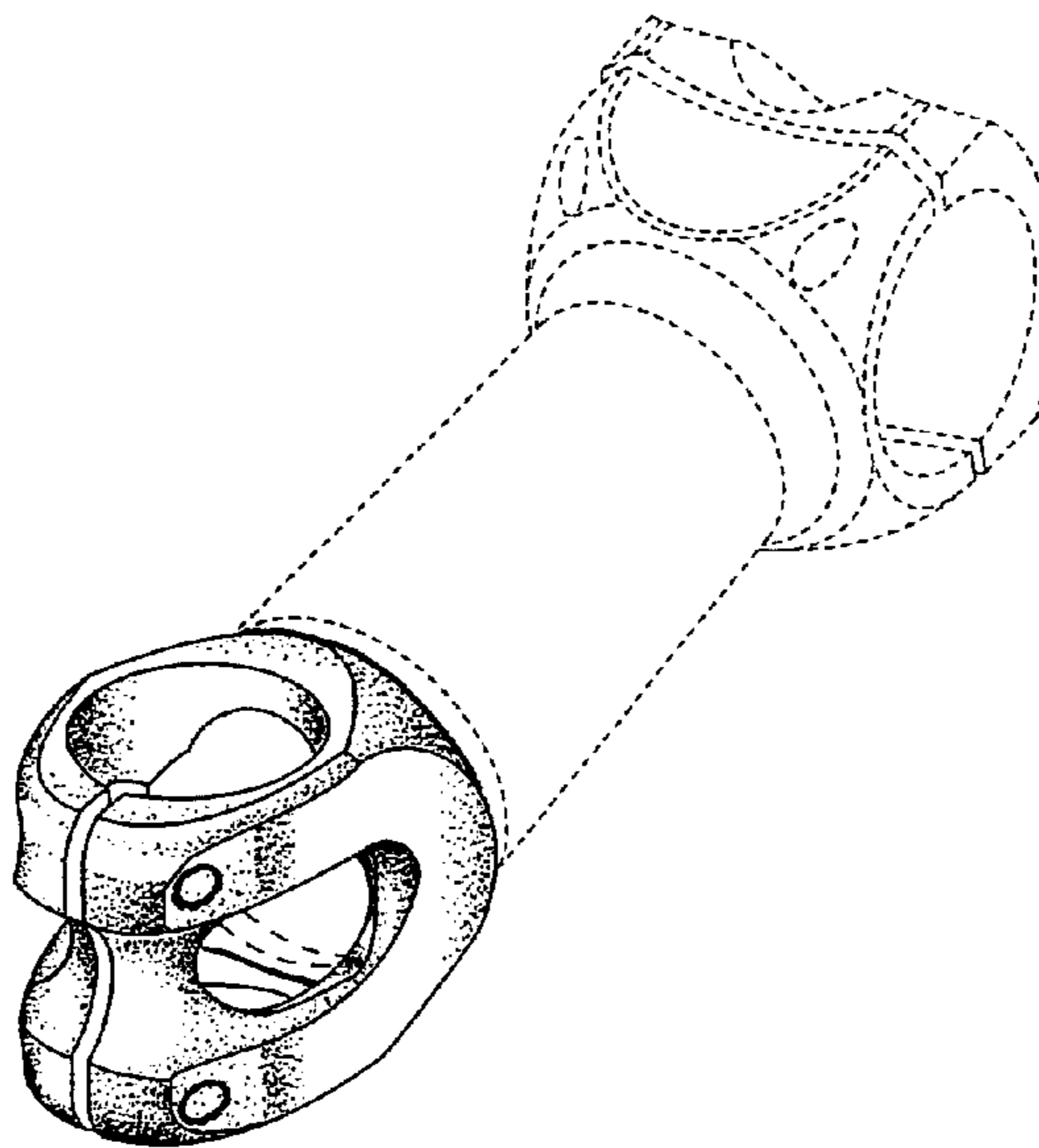
(57) **CLAIM**

The ornamental design for a bicycle stem, as shown and described.

DESCRIPTION

FIG. 1 is a perspective view of a bicycle stem, showing my new design in which the front end and tube are shown in broken lines which form no part of the claimed design; FIG. 2 is a rear elevational view thereof; FIG. 3 is a side elevational view thereof, of which the opposite side is a mirror image; FIG. 4 is a bottom plan view thereof; and, FIG. 5 is a top plan view thereof.

1 Claim, 1 Drawing Sheet



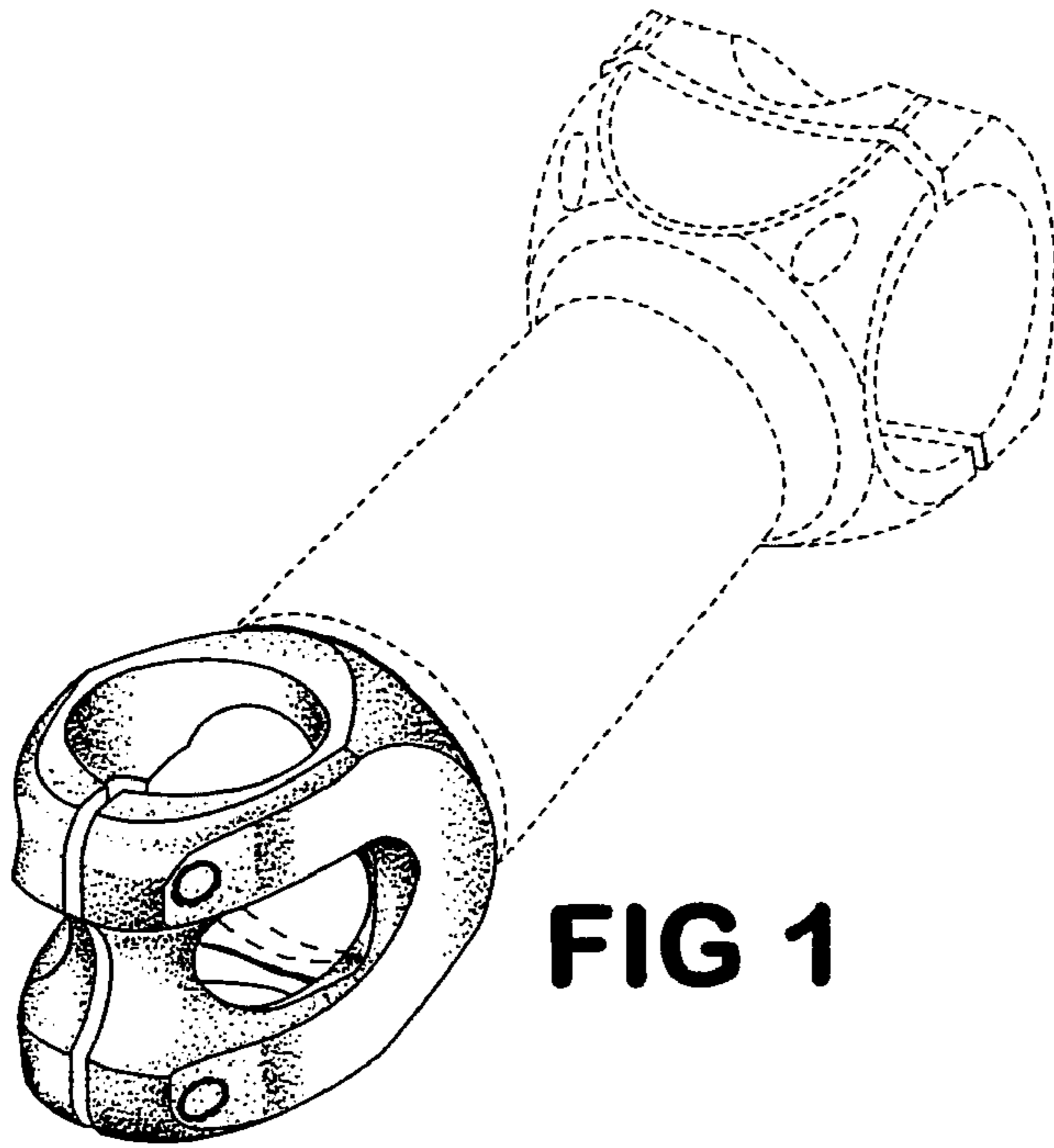


FIG 1

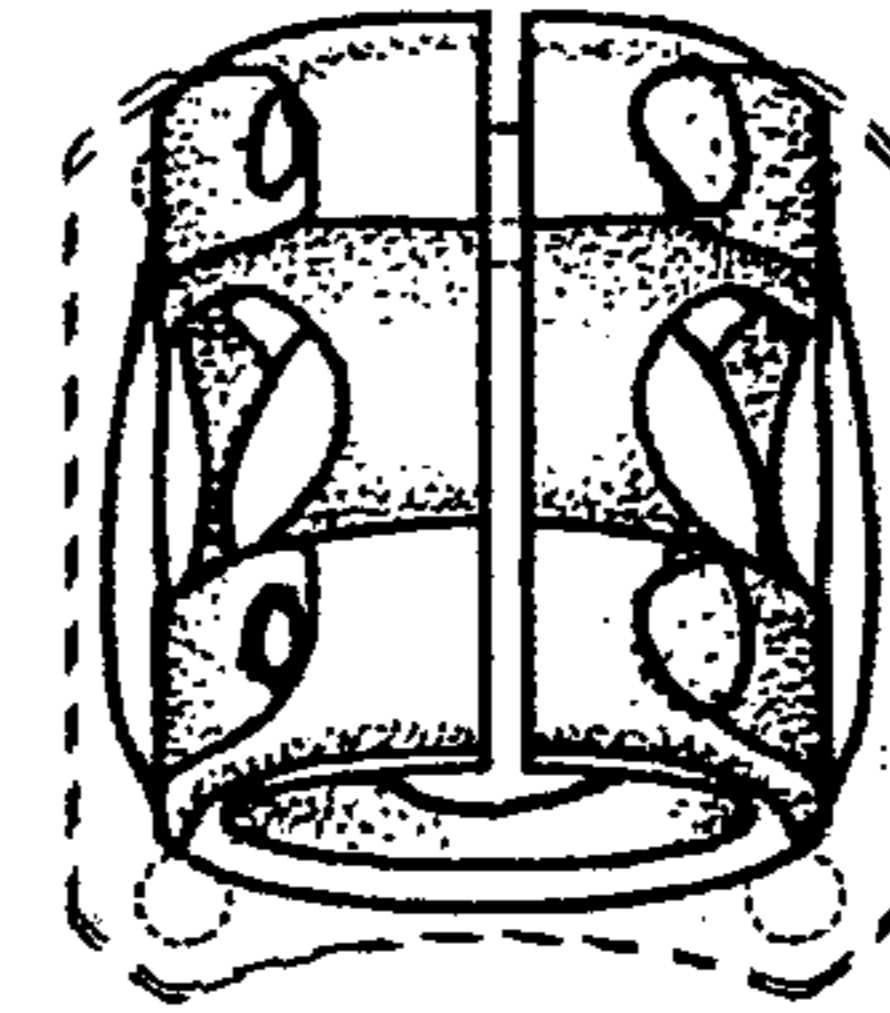


FIG 2

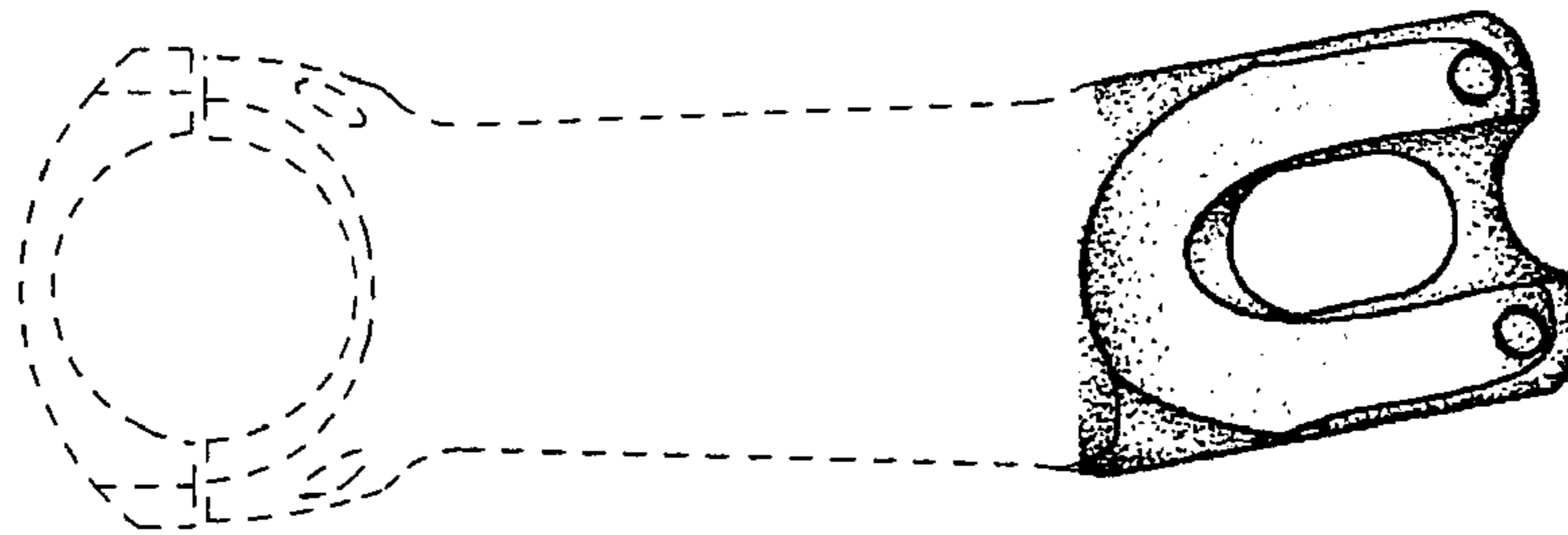


FIG 3

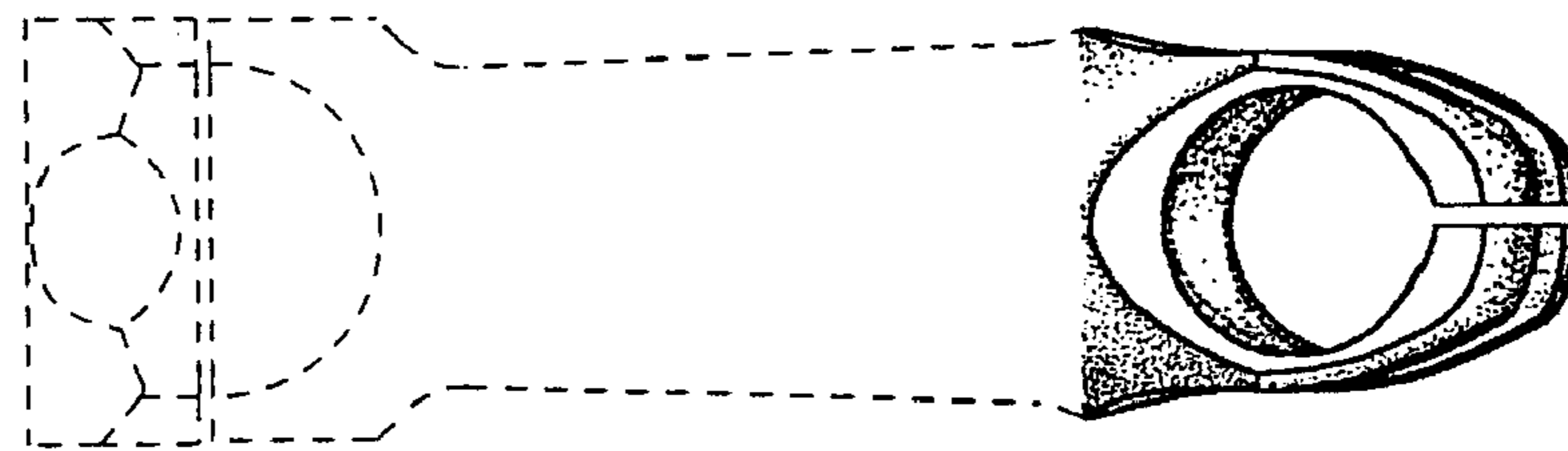


FIG 4

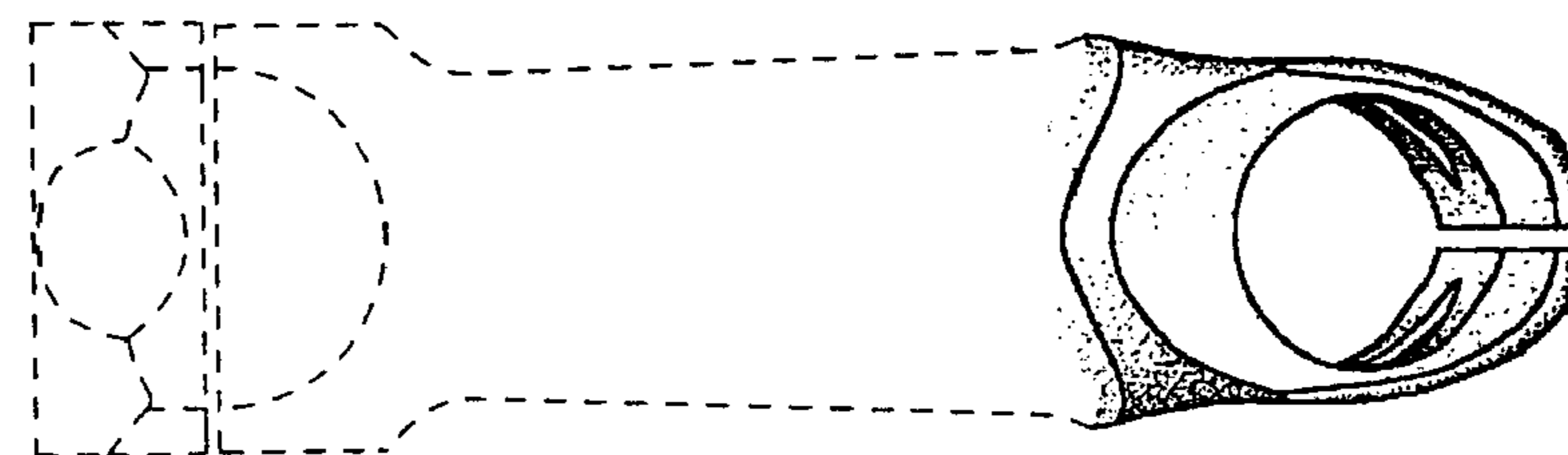


FIG 5