



US00D515466S

(12) **United States Design Patent**  
**Gunby**

(10) **Patent No.: US D515,466 S**  
(45) **Date of Patent: \*\* Feb. 21, 2006**

(54) **TRAILER**

(76) **Inventor: William Gunby, P.O. Box 2598, Palm City, FL (US) 34991-2598**

(\*\*) **Term: 14 Years**

(21) **Appl. No.: 29/187,492**

(22) **Filed: Aug. 4, 2003**

**Related U.S. Application Data**

(63) Continuation of application No. 29/186,141, filed on Jul. 11, 2003.

(51) **LOC (8) Cl. .... 12-10**

(52) **U.S. Cl. .... D12/103**

(58) **Field of Classification Search .... D12/82, D12/84, 86, 93, 100, 103, 105; 296/24.1, 296/156, 168, 178, 181.1, 183.1, 190.1, 190, 296/181, 183; 280/423.1**

See application file for complete search history.

(56) **References Cited**

**U.S. PATENT DOCUMENTS**

- D134,718 S \* 1/1943 Thurston ..... D12/84
- 3,692,332 A \* 9/1972 Papatheodoru ..... 280/423.1
- 3,719,244 A \* 3/1973 Miller et al. .... 180/14.1
- D230,578 S \* 3/1974 Taylor ..... D12/103
- 3,825,281 A \* 7/1974 Howard ..... 280/423.1
- D249,667 S \* 9/1978 Thompson ..... D12/103

- D267,710 S \* 1/1983 King ..... D12/103
- D449,797 S \* 10/2001 Gerzeny et al. .... D12/103
- D458,876 S \* 6/2002 Kendall ..... D12/103
- D481,972 S \* 11/2003 Adelizzi et al. .... D12/84
- 6,782,623 B1 \* 8/2004 Gerzeny et al. .... 29/897.2
- 6,860,545 B1 \* 3/2005 Ingram et al. .... 296/184.1

\* cited by examiner

*Primary Examiner*—Melody N. Brown  
(74) *Attorney, Agent, or Firm*—Connolly Bove Lodge & Hutz LLP; Larry J. Hume

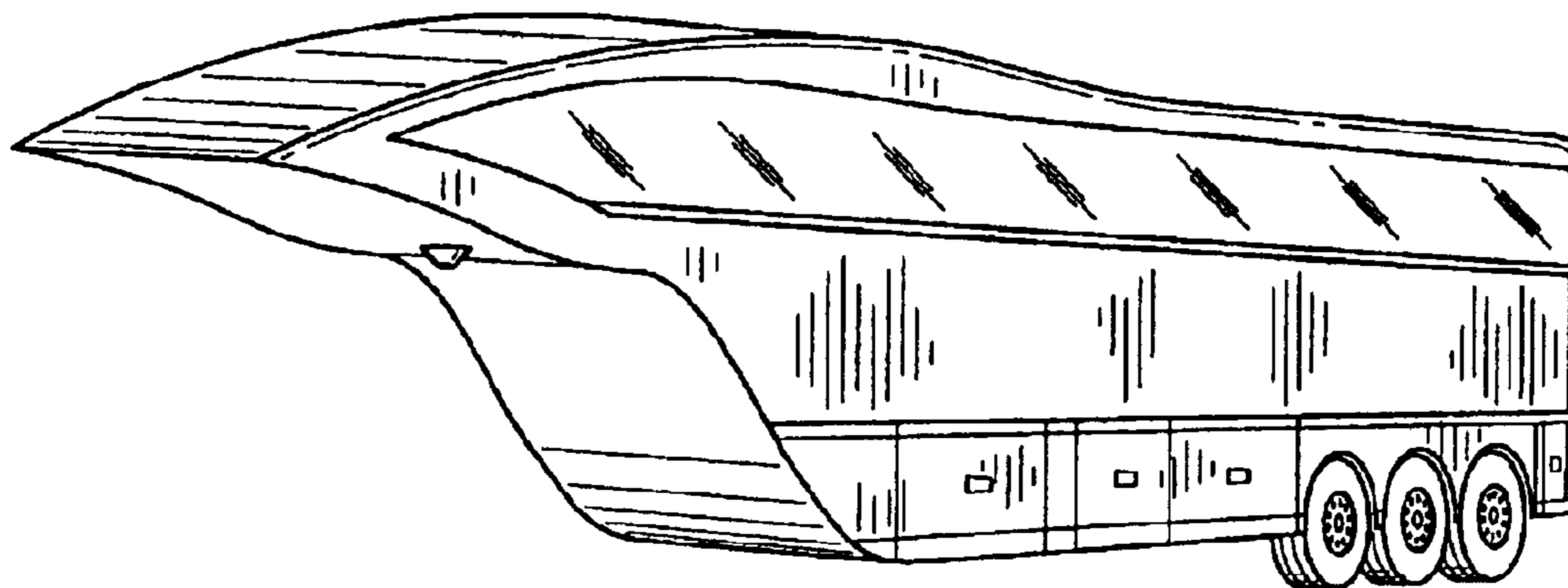
(57) **CLAIM**

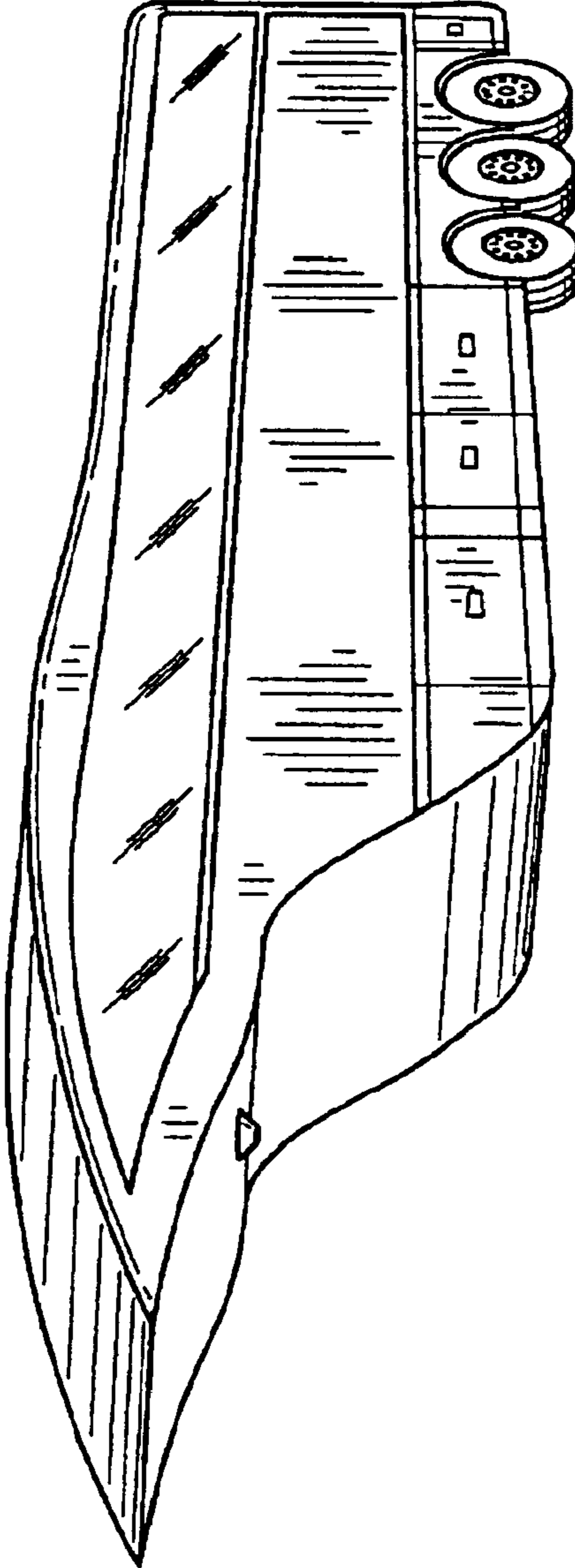
The ornamental design for a trailer, as shown and described.

**DESCRIPTION**

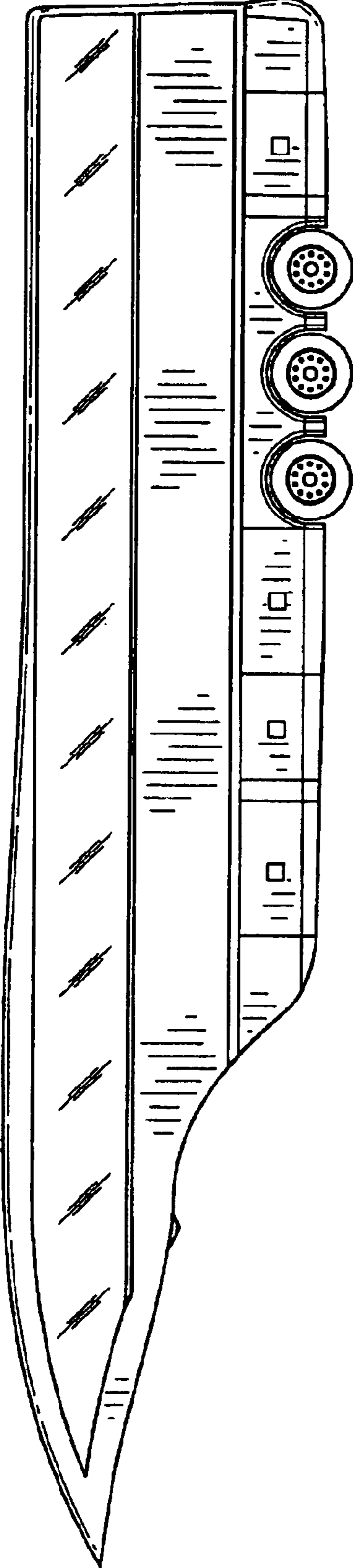
FIG. 1 is a perspective view of the trailer as viewed from the left, front side of the trailer;  
FIG. 2 is a left side elevation view of the trailer;  
FIG. 3 is a front view of the trailer;  
FIG. 4 is a rear view of the trailer;  
FIG. 5 is a right side elevation view of the trailer;  
FIG. 6 is a top view of the trailer; and,  
FIG. 7 is a top view of the trailer showing a second embodiment with optional features shown in broken lines for illustrative purposes and not forming part of the claimed design; all other views of the design are the same as in FIGS. 1-6.

**1 Claim, 6 Drawing Sheets**

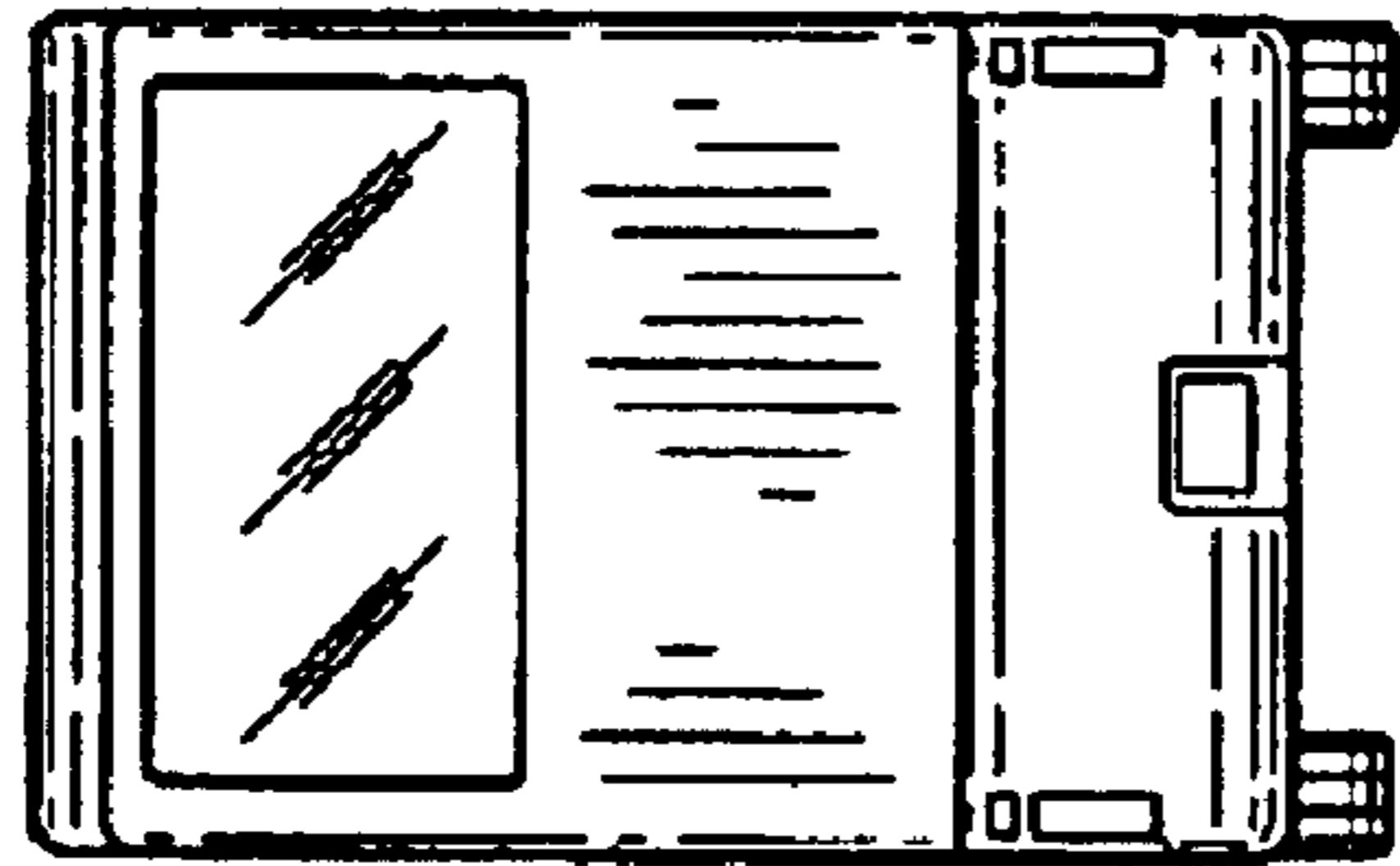




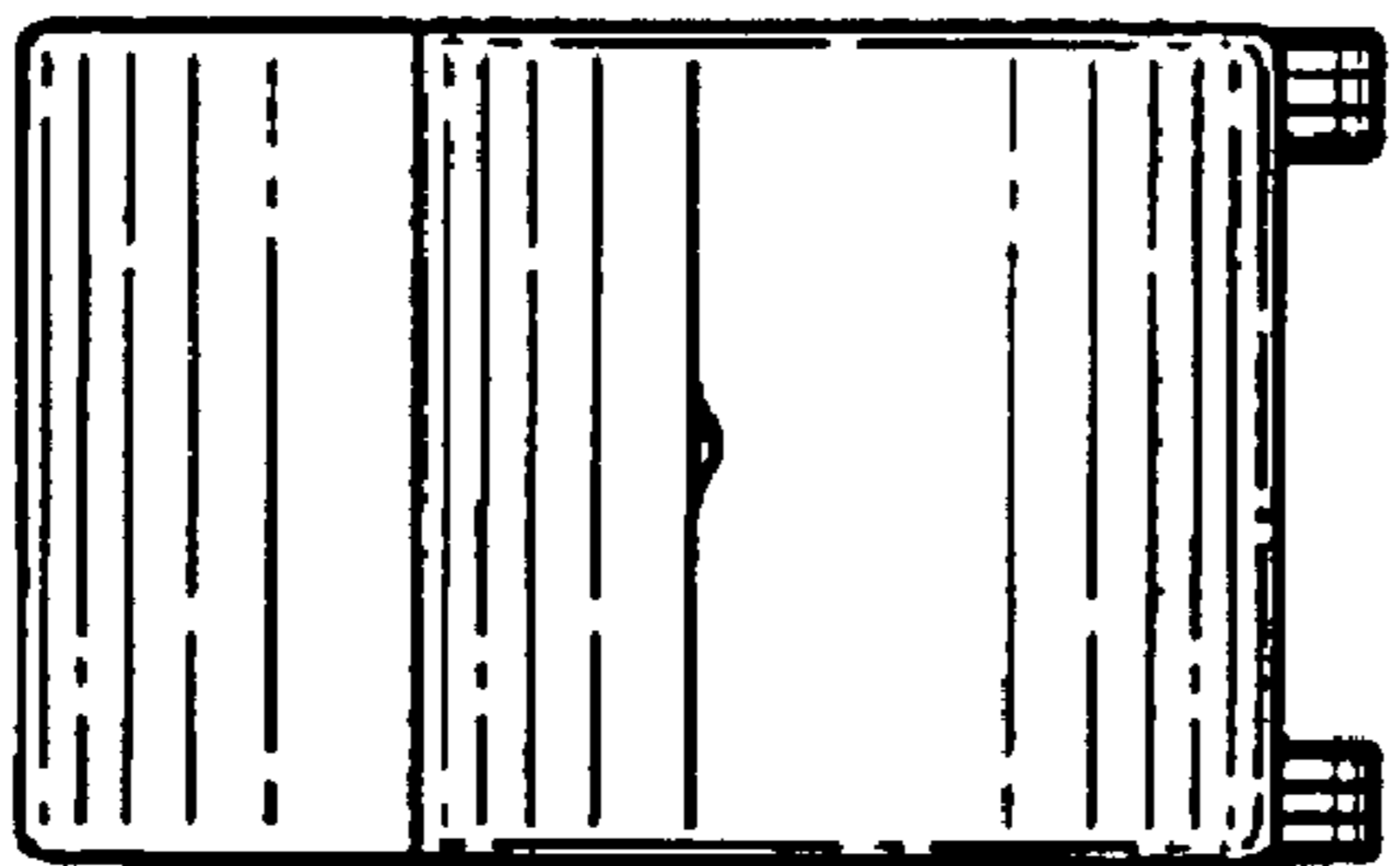
**FIG. 1**



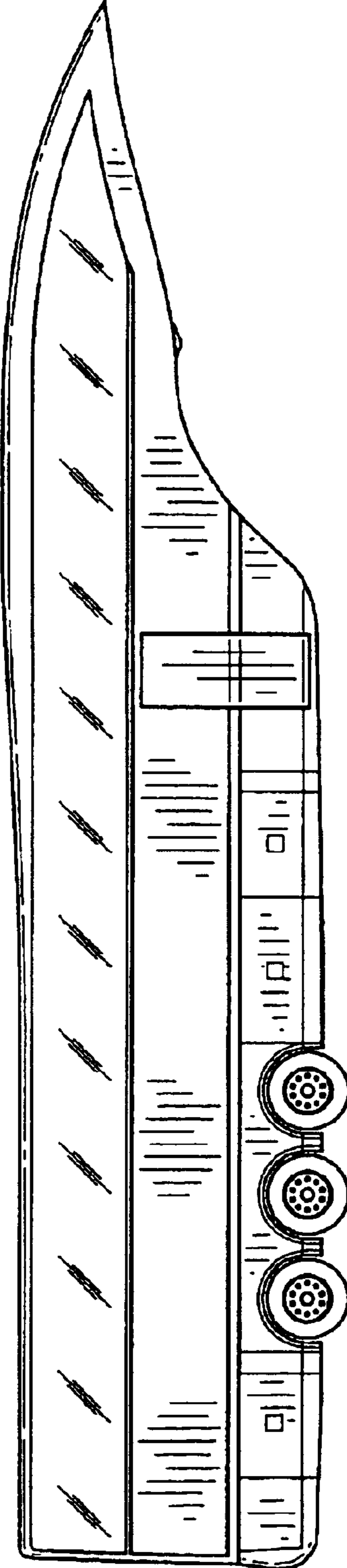
**FIG. 2**




**FIG. 4**



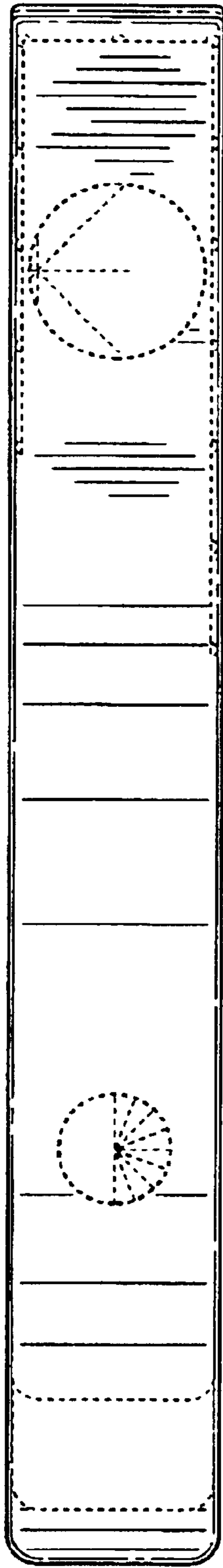
**FIG. 3**



**FIG. 5**



**FIG. 6**



**FIG. 7**