



US00D515465S

(12) **United States Design Patent**
Sumida

(10) **Patent No.:** **US D515,465 S**

(45) **Date of Patent:** **** Feb. 21, 2006**

(54) **TRAILER FOR MILITARY USE**

(76) **Inventor:** **Takamasa Sumida**, 1-27, Kako-machi,
Naka-ku, Hiroshima-shi, Hiroshima (JP)

(**) **Term:** **14 Years**

(21) **Appl. No.:** **29/189,882**

(22) **Filed:** **Sep. 11, 2003**

(30) **Foreign Application Priority Data**

Jul. 7, 2003 (JP) 2003-019473

(51) **LOC (8) Cl.** **12-10**

(52) **U.S. Cl.** **D12/102**

(58) **Field of Classification Search** D12/102,
D12/101; 280/478.1, 763.1, 416.1; 296/183.1,
296/184.1, 37.6, 37.16

See application file for complete search history.

(56) **References Cited**

U.S. PATENT DOCUMENTS

D251,087 S * 2/1979 Smith D12/102

D408,333 S * 4/1999 Prusmack D12/101
D486,759 S * 2/2004 Armstrong D12/102
D495,276 S * 8/2004 Armstrong D12/102

* cited by examiner

Primary Examiner—Melody N. Brown

(74) *Attorney, Agent, or Firm*—Koda & Androlia

(57) **CLAIM**

The ornamental design for a trailer for military use, as shown and described.

DESCRIPTION

FIG. 1 is a front elevational view of the trailer for military use showing my new design;

FIG. 2 is a rear elevational view thereof;

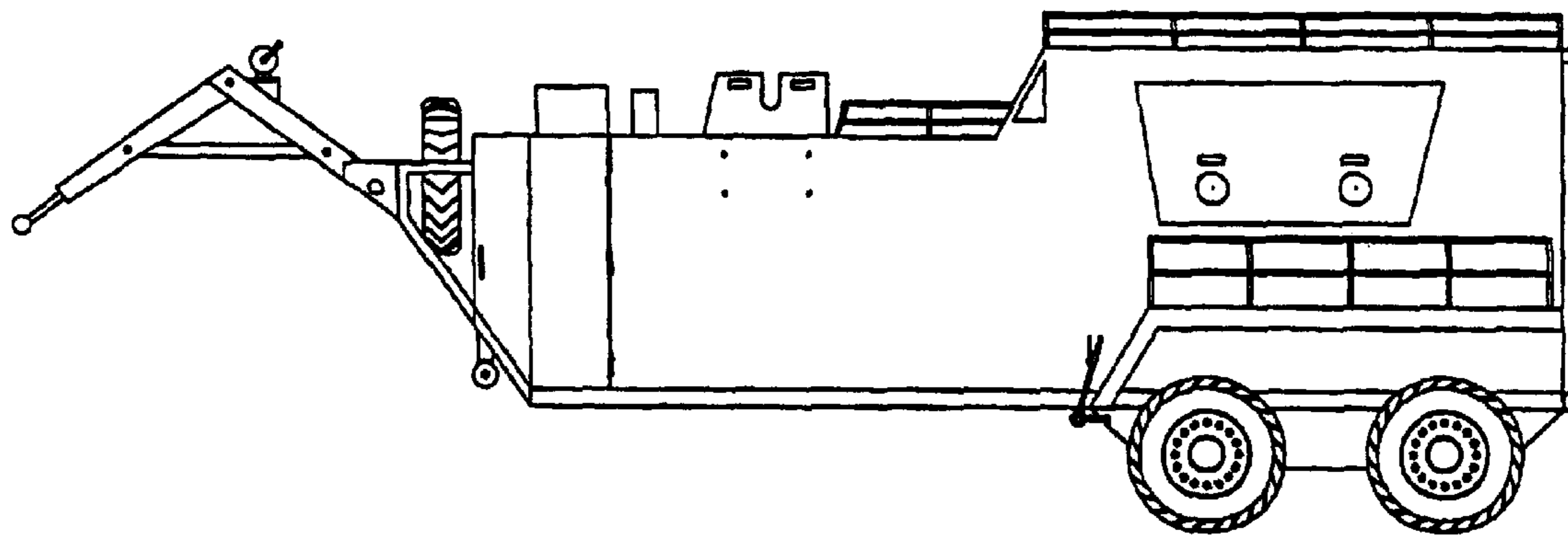
FIG. 3 is a top plan view thereof;

FIG. 4 is a bottom plan view thereof;

FIG. 5 is a right side elevational thereof; and,

FIG. 6 is a left side elevational view thereof.

1 Claim, 5 Drawing Sheets






FIG. 1




FIG. 2

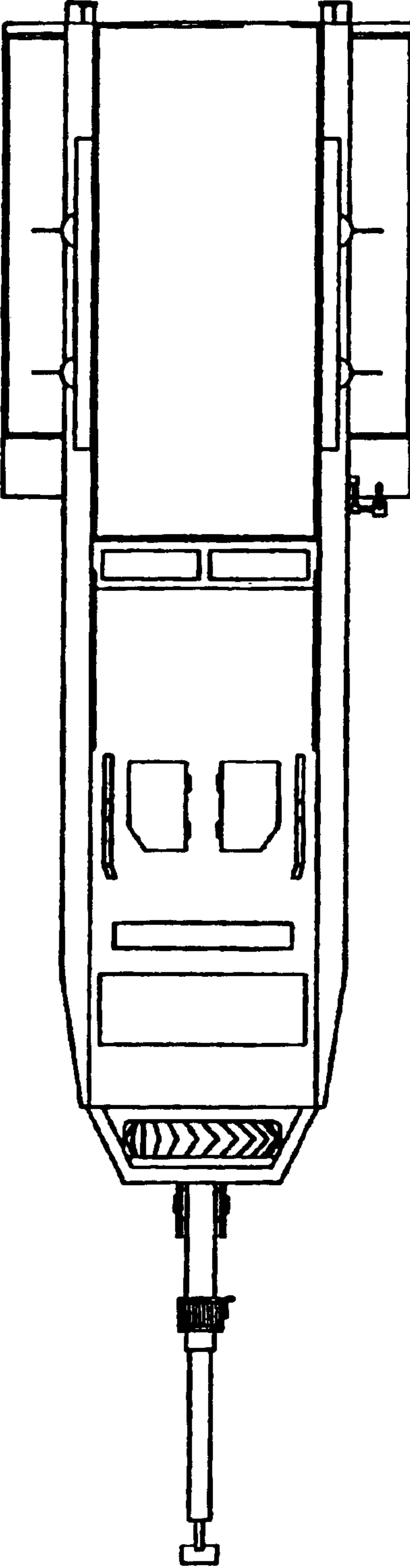


FIG. 3

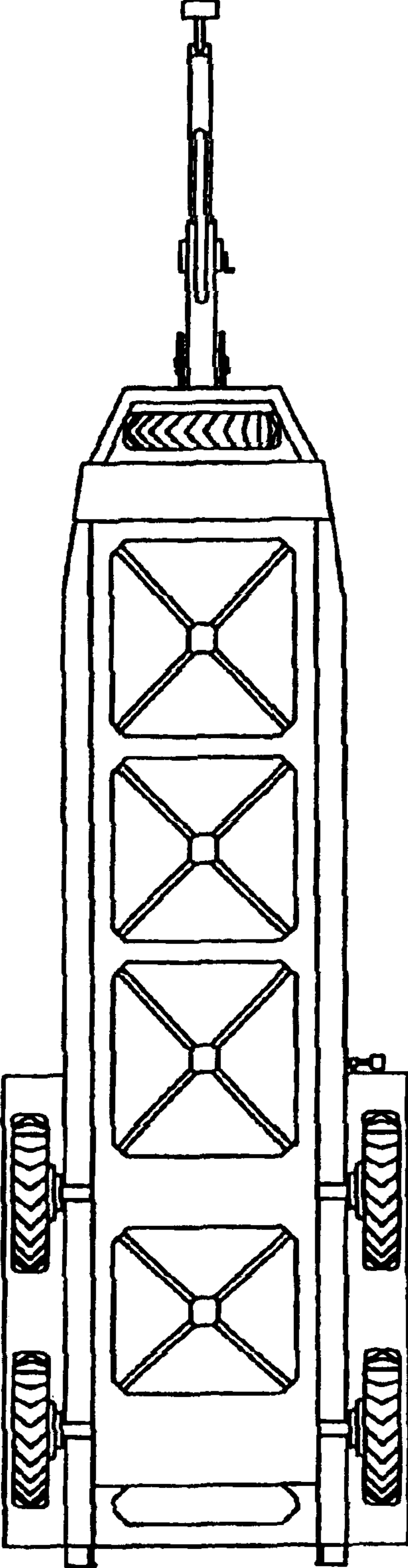


FIG. 4

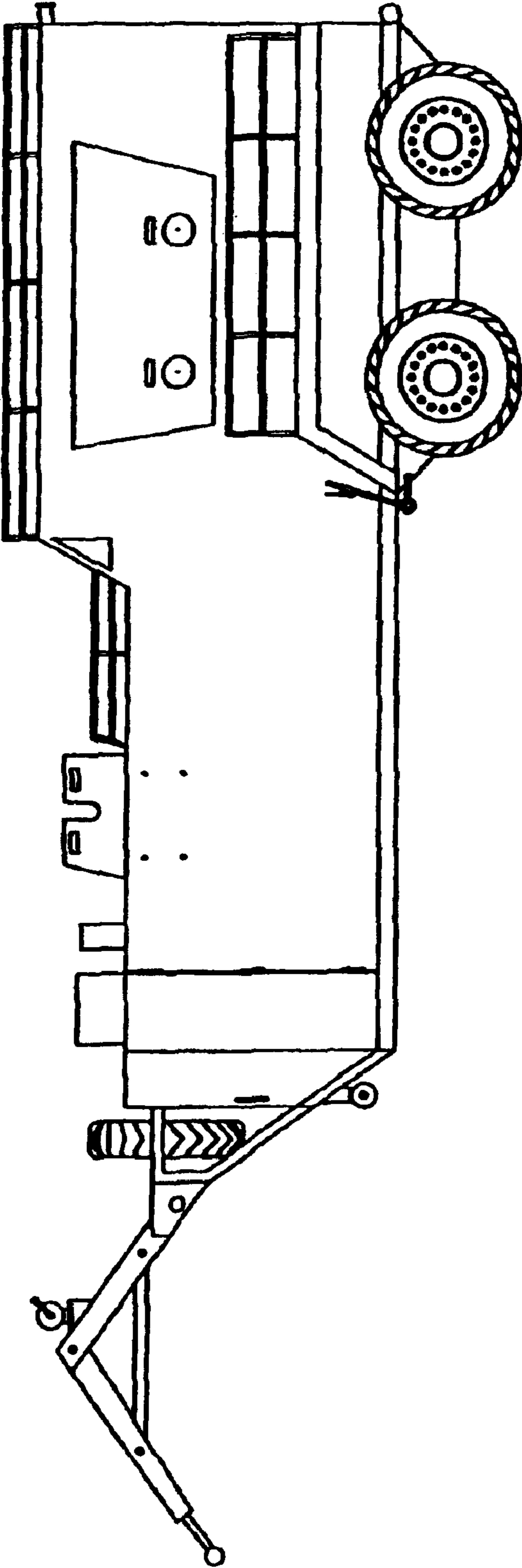


FIG. 5

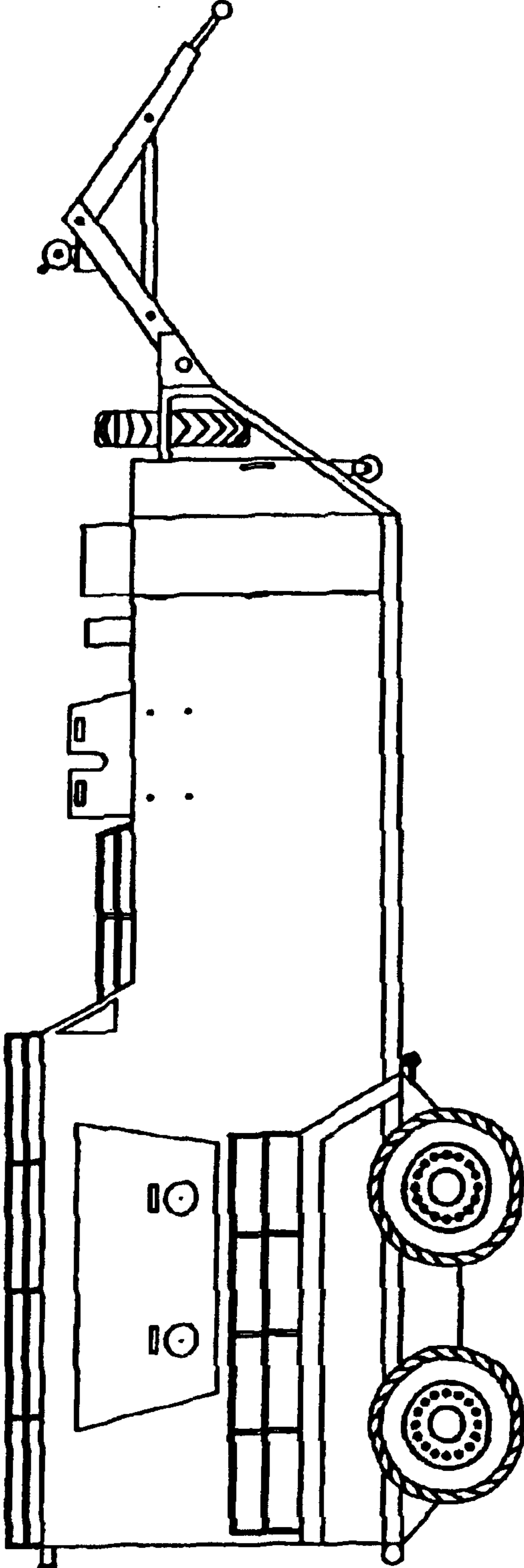


FIG. 6