



US00D515460S

(12) **United States Design Patent**
Oosawa et al.

(10) **Patent No.:** **US D515,460 S**
(45) **Date of Patent:** **** Feb. 21, 2006**

(54) **SURFACE CONFIGURATION OF A VEHICLE BODY, TOY, AND/OR REPLICA**

D497,328 S * 10/2004 Aikawa D12/92
D501,428 S * 2/2005 Takahashi et al. D12/91
D505,097 S * 5/2005 Rodriguez D12/91
D508,435 S * 8/2005 Wakasugi et al. D12/91

(75) Inventors: **Tetsuo Oosawa, Atsugi (JP); Masanobu Ino, Fujisawa (JP); Takeshi Nakajima, Isehara (JP)**

* cited by examiner

(73) Assignee: **Nissan Motor Co., Ltd., Yokohama (JP)**

Primary Examiner—Melody N. Brown
(74) *Attorney, Agent, or Firm*—Foley & Lardner LLP

(**) Term: **14 Years**

(57) **CLAIM**

(21) Appl. No.: **29/222,016**

The ornamental design for a surface configuration of a vehicle body, toy, and/or replica, as shown and described.

(22) Filed: **Jan. 26, 2005**

DESCRIPTION

(30) **Foreign Application Priority Data**

Aug. 24, 2004 (JP) 2004-025285

(51) **LOC (8) Cl.** **12-08**

(52) **U.S. Cl.** **D12/91**

(58) **Field of Classification Search** D12/90–92,
D12/86; D21/424, 433; 296/181.1, 181.5
See application file for complete search history.

FIG. 1 is a left perspective view of a surface configuration of a vehicle body, toy, and/or replica;
FIG. 2 is a right perspective view thereof;
FIG. 3 is a front view thereof;
FIG. 4 is a rear view thereof;
FIG. 5 is a top plan view thereof;
FIG. 6 is a bottom view thereof;
FIG. 7 is a left side view thereof; and,
FIG. 8 is a right side view thereof.

(56) **References Cited**

U.S. PATENT DOCUMENTS

D483,297 S * 12/2003 Albaisa D12/91

1 Claim, 4 Drawing Sheets




Fig.1




Fig.2




Fig.3




Fig.4

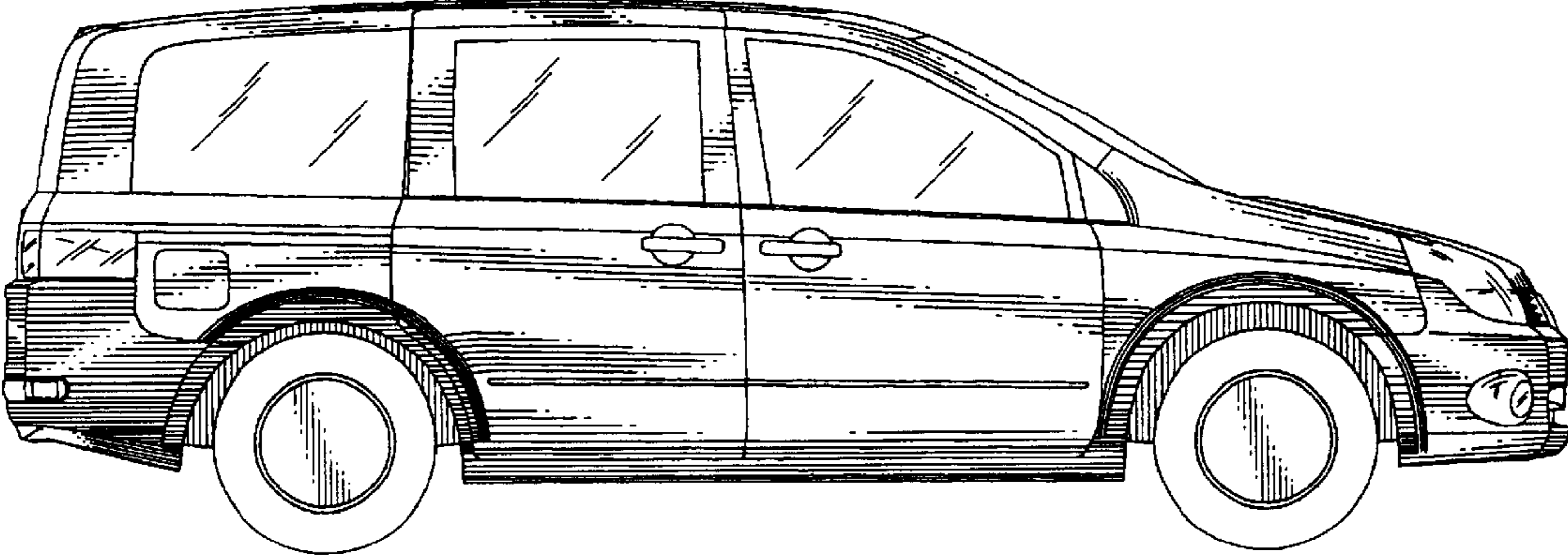


Fig.5

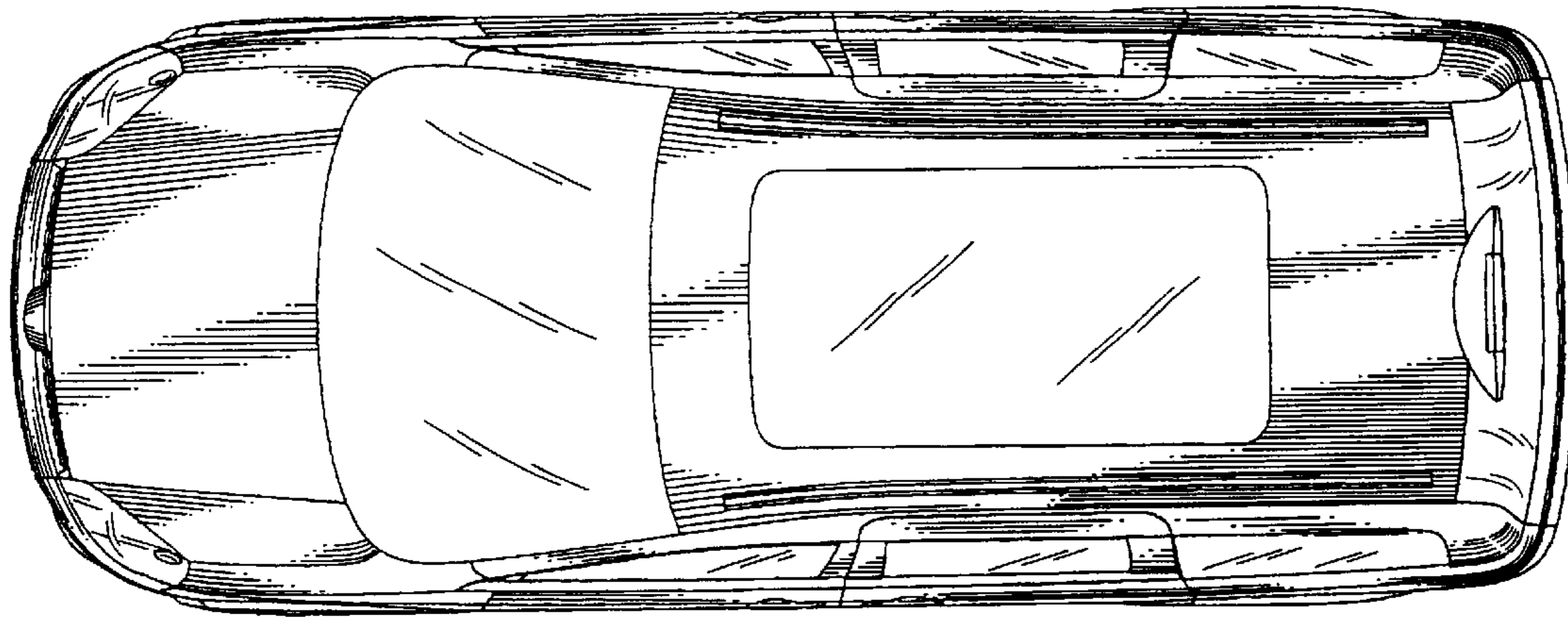


Fig.6

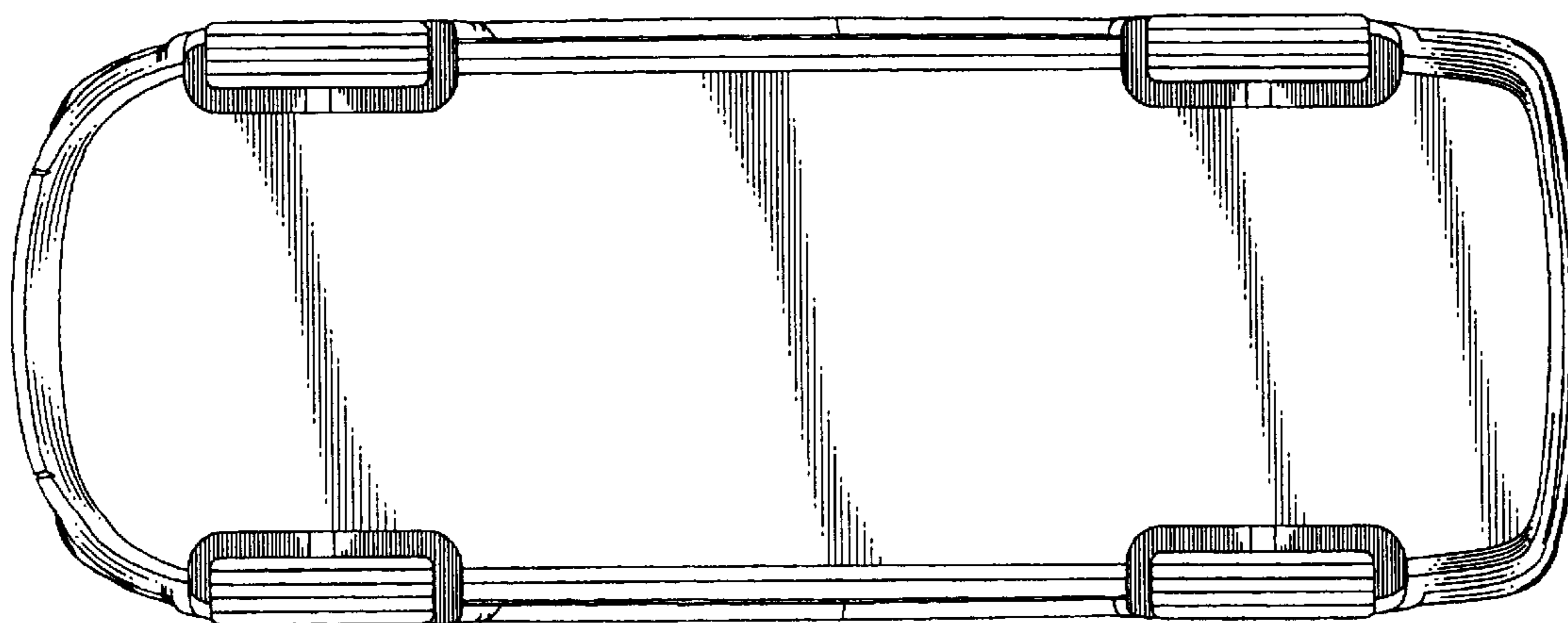


Fig.7

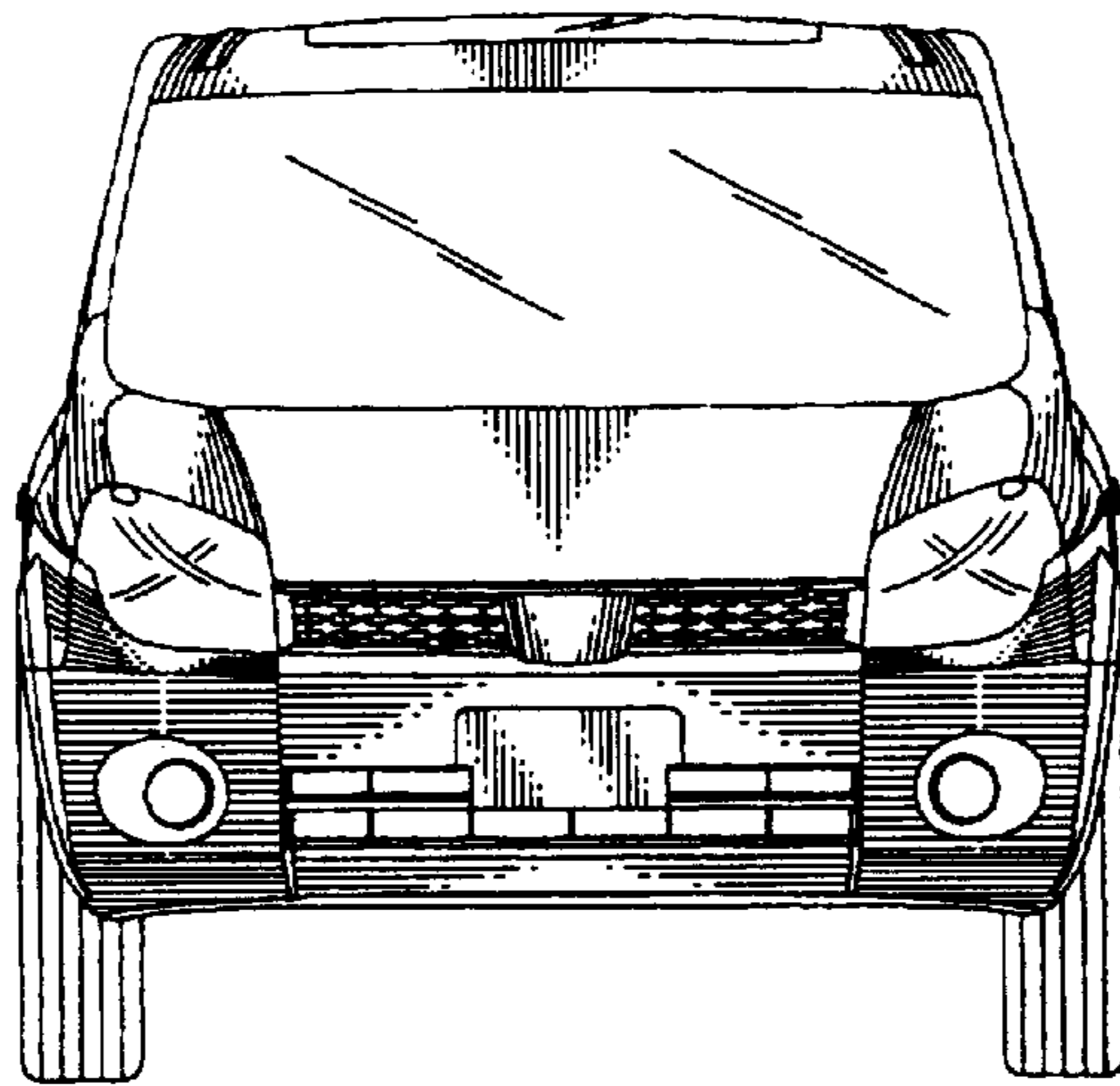


Fig.8

