



US00D515457S

(12) **United States Design Patent**
Deluy

(10) **Patent No.:** **US D515,457 S**

(45) **Date of Patent:** **** Feb. 21, 2006**

(54) **ELEMENTS OF A FRONT FAIRING FOR A SNOWMOBILE**

(75) **Inventor:** **Nicolas Deluy**, Canton de Magog (CA)

(73) **Assignee:** **Bombardier-Nordtrac Oy**, Rovaniemi (FI)

(**) **Term:** **14 Years**

(21) **Appl. No.:** **29/222,762**

(22) **Filed:** **Feb. 2, 2005**

(51) **LOC (8) Cl.** **12-14**

(52) **U.S. Cl.** **D12/7**

(58) **Field of Classification Search** D12/7,
D12/307, 400; D21/533; 180/182-186, 190-194;
280/645; 114/270; 123/41.01

See application file for complete search history.

(56) **References Cited**

U.S. PATENT DOCUMENTS

D403,272 S	*	12/1998	Cadotte et al.	D12/7
6,234,263 B1	*	5/2001	Boivin et al.	180/184
6,491,125 B2	*	12/2002	Girouard et al.	180/190
D487,244 S	*	3/2004	Bucaccio et al.	D12/307

D488,094 S	*	4/2004	Cadotte et al.	D12/7
D494,100 S	*	8/2004	Sanschagrin et al.	D12/7
D494,504 S	*	8/2004	Sanschagrin et al.	D12/7
D495,274 S	*	8/2004	Sanschagrin et al.	D12/7
D499,669 S	*	12/2004	Sanschagrin et al.	D12/7

* cited by examiner

Primary Examiner—Stacia Cadmus

(74) *Attorney, Agent, or Firm*—BRP Legal Services

(57) **CLAIM**

The ornamental design for elements of a front fairing for a snowmobile, as shown and described.

DESCRIPTION

FIG. 1 is a perspective illustration, from the front and left side, of elements of a front fairing for a snowmobile according to my design;

FIG. 2 is a left side elevation view thereof, the right side being a mirror image;

FIG. 3 is a top plan view thereof;

FIG. 4 is a rear elevation view thereof;

FIG. 5 is a front elevation view thereof; and,

FIG. 6 is a bottom plan view thereof.

1 Claim, 6 Drawing Sheets

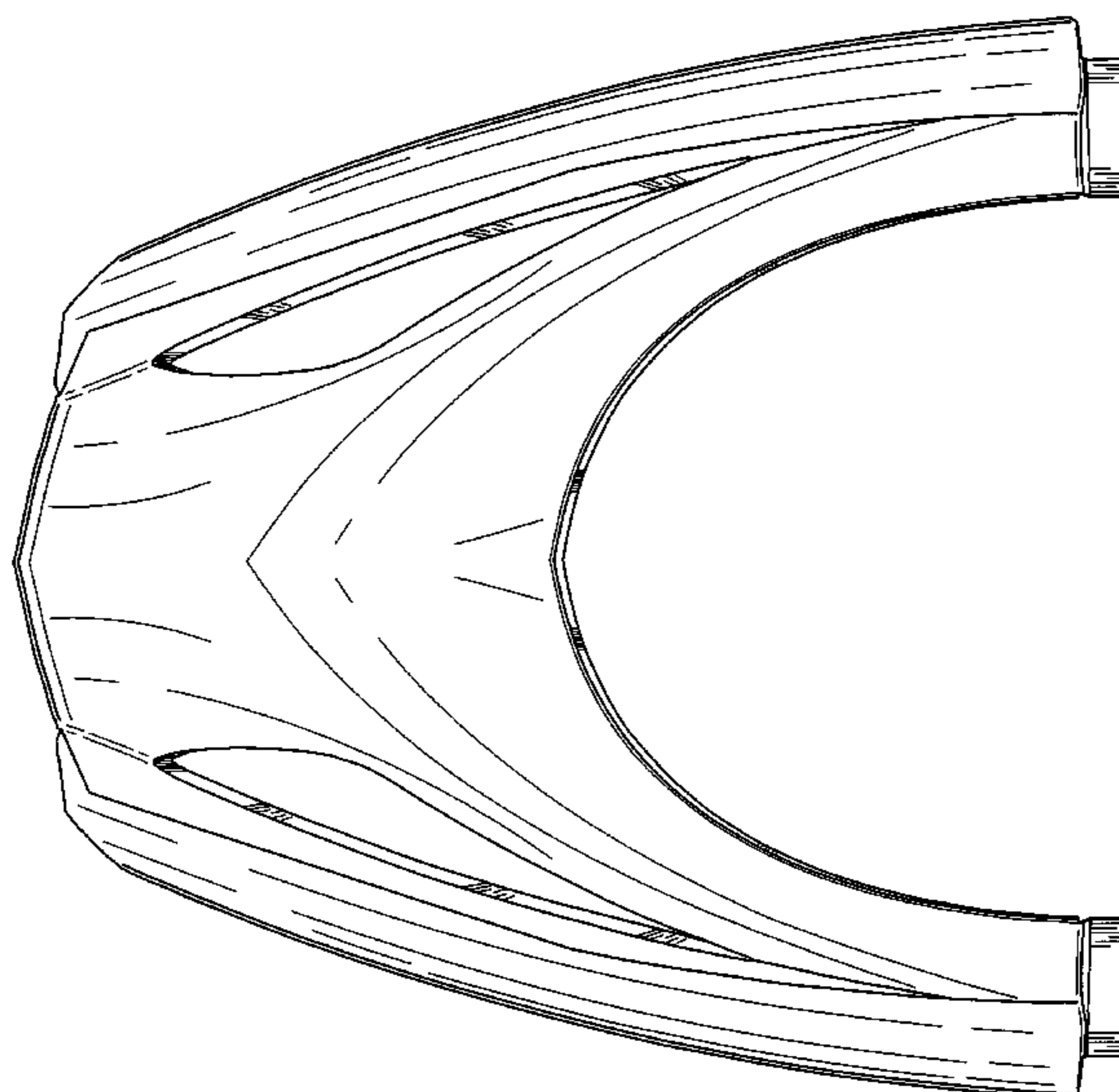
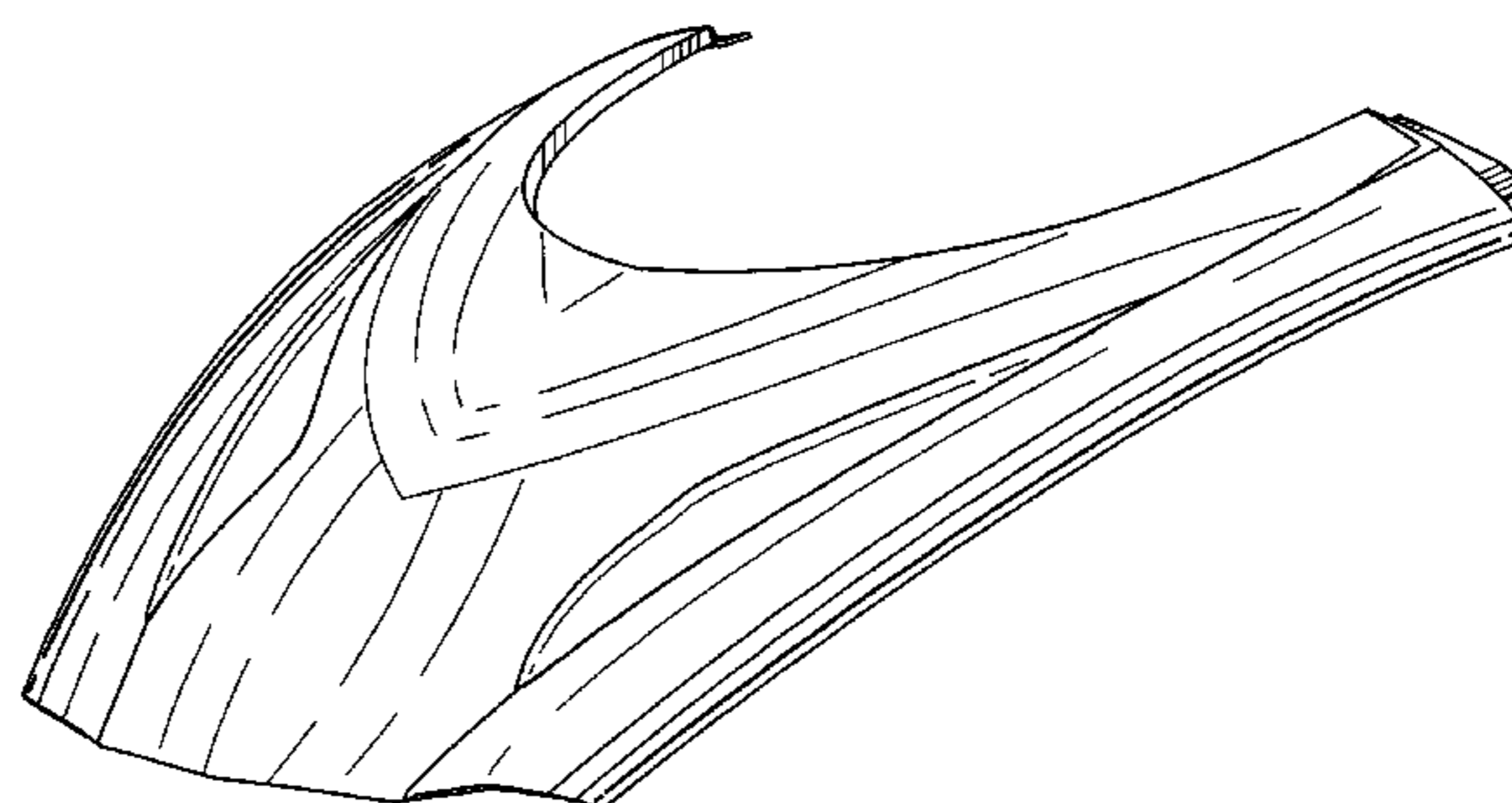




FIG. 1

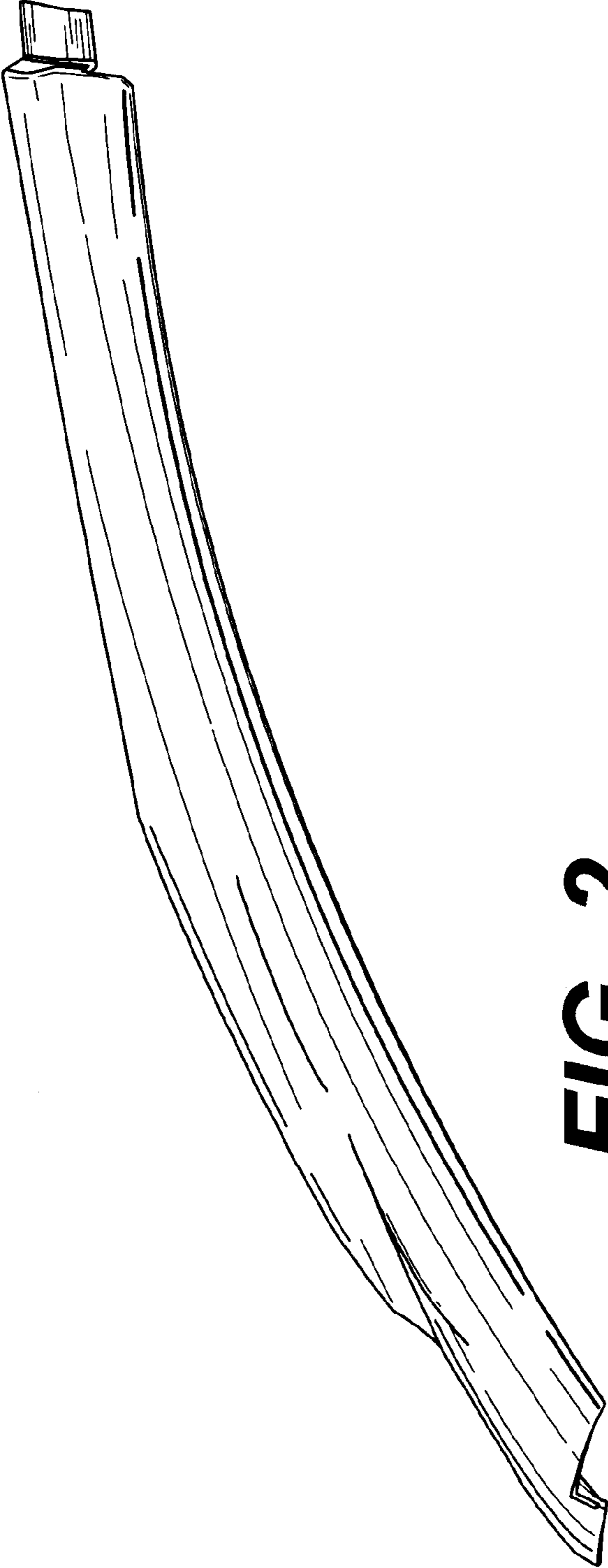


FIG. 2

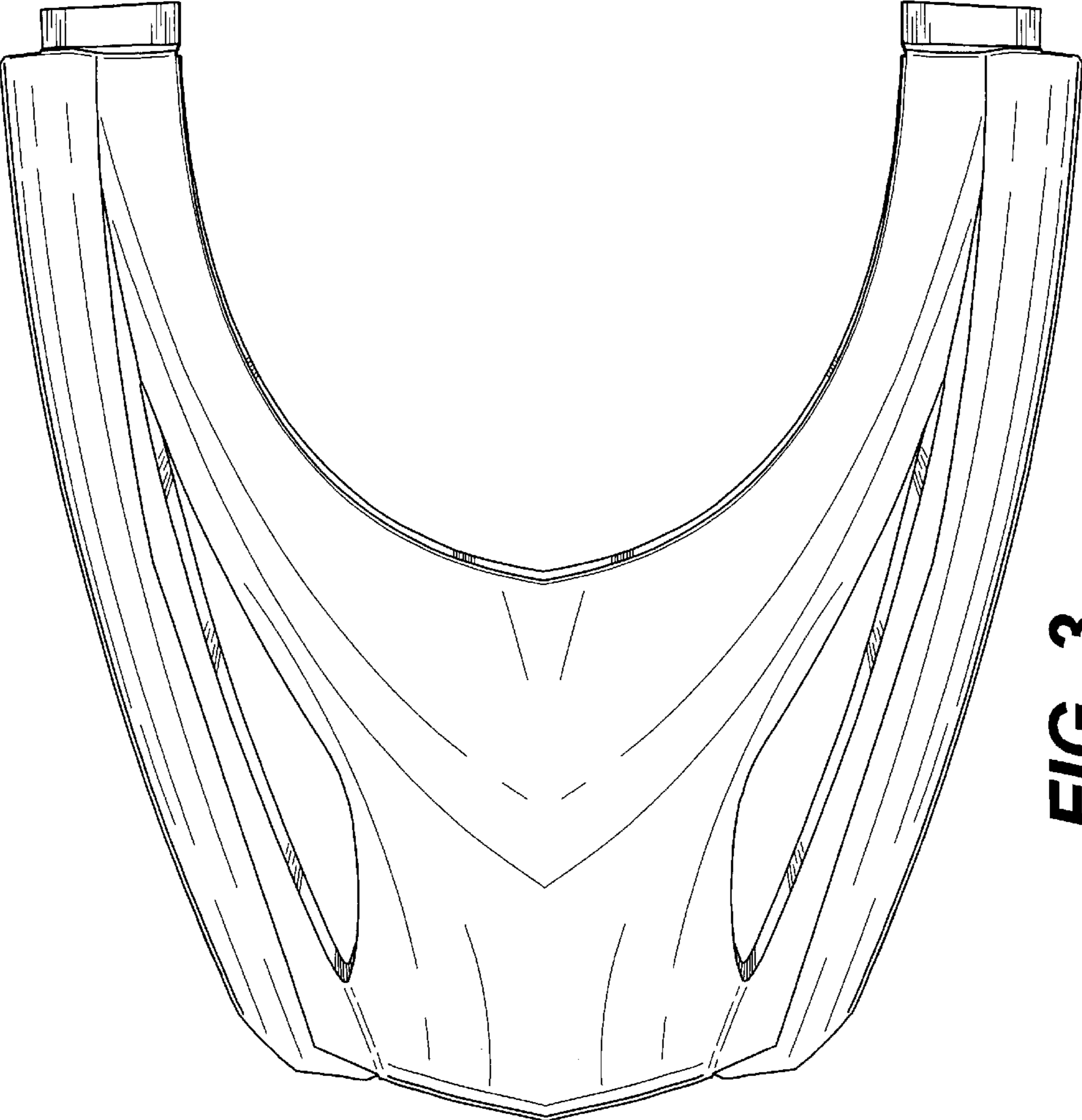


FIG. 3

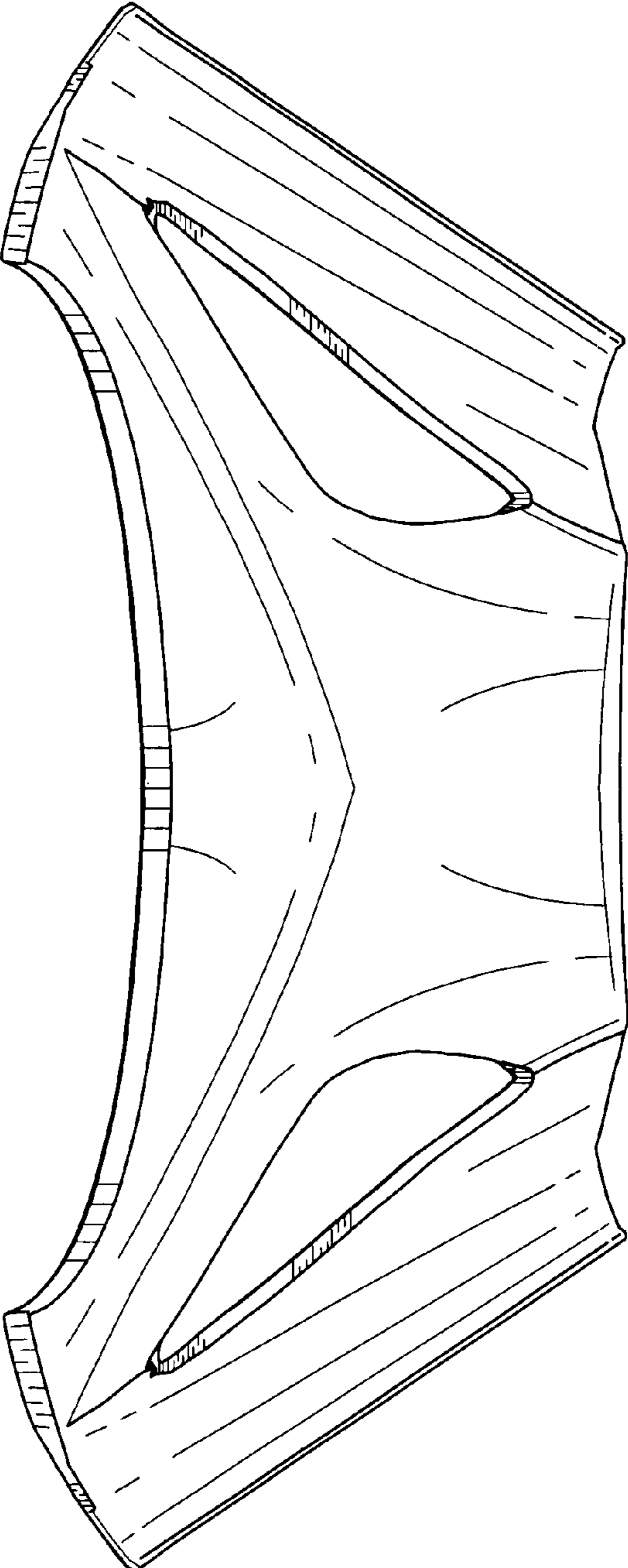


FIG. 4



FIG. 5

FIG. 6

