



US00D515453S

(12) **United States Design Patent**  
**Jacob**

(10) **Patent No.:** **US D515,453 S**

(45) **Date of Patent:** **\*\* Feb. 21, 2006**

(54) **LAPEL PIN**

(75) **Inventor:** **Catherine Jacob**, Horseheads, NY (US)

(73) **Assignee:** **Life Cycle Books Ltd.**, Scarborough (CA)

(\*\*) **Term:** **14 Years**

(21) **Appl. No.:** **29/188,242**

(22) **Filed:** **Aug. 15, 2003**

(30) **Foreign Application Priority Data**

Feb. 17, 2003 (CA) ..... 102123

(51) **LOC (8) Cl.** ..... **11-01**

(52) **U.S. Cl.** ..... **D11/54; D11/47; D11/53**

(58) **Field of Classification Search** ..... D11/1,  
D11/2, 40, 44, 46, 47, 53, 54, 202, 213, 222,  
D11/223, 228, 32, 121; 63/20; D1/104, 109;  
D2/916; D6/351, 450, 591; D10/70, 71, 92;  
D21/766

See application file for complete search history.

(56) **References Cited**

**U.S. PATENT DOCUMENTS**

- D227,688 S \* 7/1973 Chase ..... D21/766
- D236,788 S \* 9/1975 Warnberg ..... D6/591
- D251,080 S \* 2/1979 Koblick ..... D2/916
- D251,832 S \* 5/1979 Maples ..... D11/54
- D260,007 S \* 7/1981 Leo et al. .... D10/92
- D260,045 S \* 8/1981 Frankel et al. .... D1/104

- D277,245 S \* 1/1985 Unverzagt ..... D6/351
- D280,300 S \* 8/1985 Short ..... D10/71
- D296,622 S \* 7/1988 Bickford ..... D6/351
- D298,518 S \* 11/1988 Kim, II ..... D11/32
- D367,439 S \* 2/1996 Bartholomay ..... D11/202
- D369,011 S \* 4/1996 Ahn ..... D1/109
- D396,195 S \* 7/1998 Morrow ..... D10/70
- D429,054 S \* 8/2000 Yoon ..... D1/104
- D462,199 S \* 9/2002 Heagen ..... D6/450
- D474,712 S \* 5/2003 Jarvie ..... D11/121

\* cited by examiner

*Primary Examiner*—Cathy Anne MacCormac

*Assistant Examiner*—Melanie Levy

(74) *Attorney, Agent, or Firm*—D. Peter Hochberg; Sean Mellino; Katherine R. Vieyra

(57) **CLAIM**

The ornamental design for a lapel pin, as shown and described.

**DESCRIPTION**

FIG. 1 is a perspective view of the lapel pin according to the invention;

FIG. 2 is a top view thereof;

FIG. 3 is a bottom view thereof;

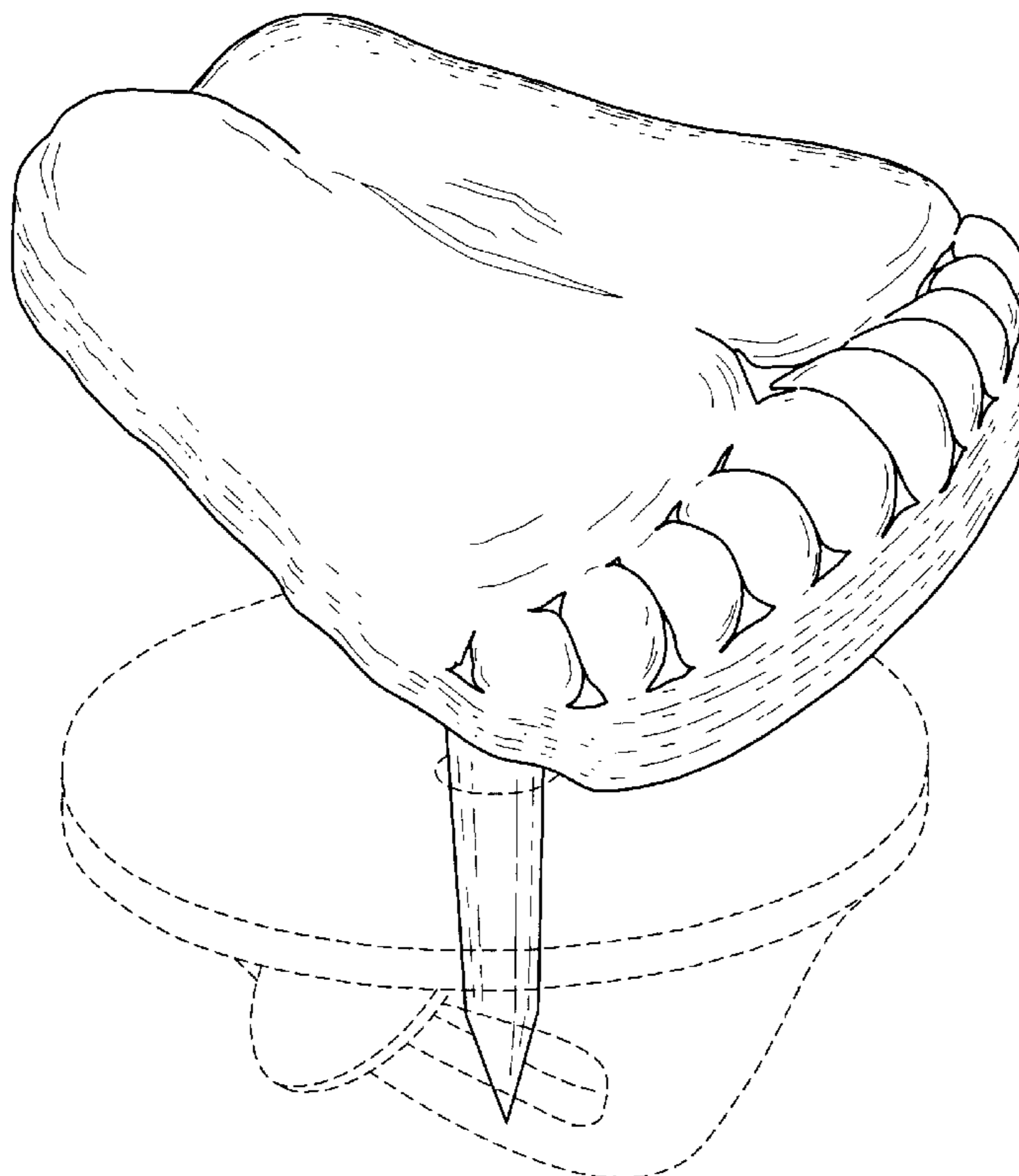
FIG. 4 is a reduced front view thereof;

FIG. 5 is a reduced side view thereof; and,

FIG. 6 is a reduced rear view thereof.

The broken lines are for illustrative purposes only and do not form a part of the claimed design.

**1 Claim, 3 Drawing Sheets**



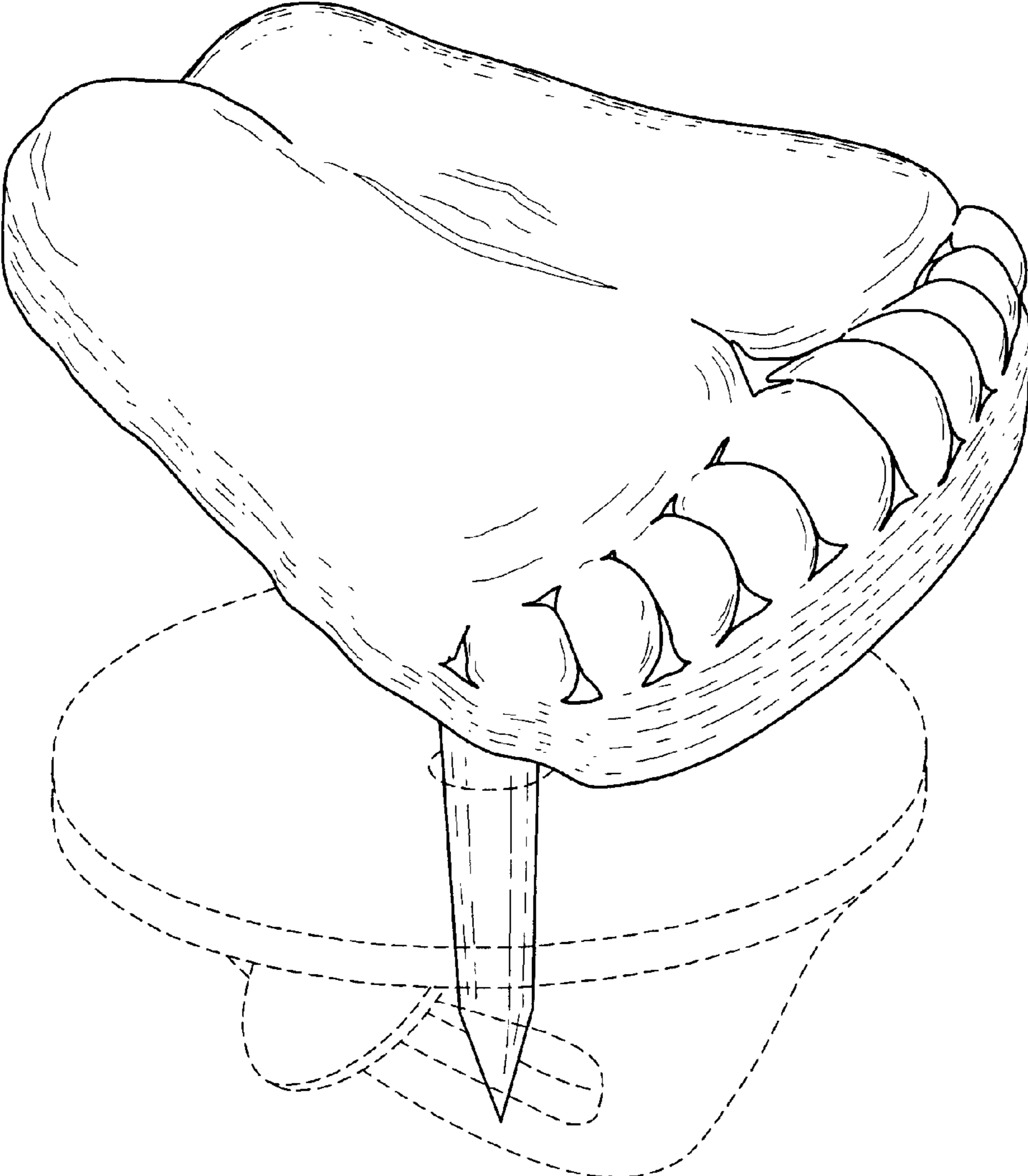


Fig. 1

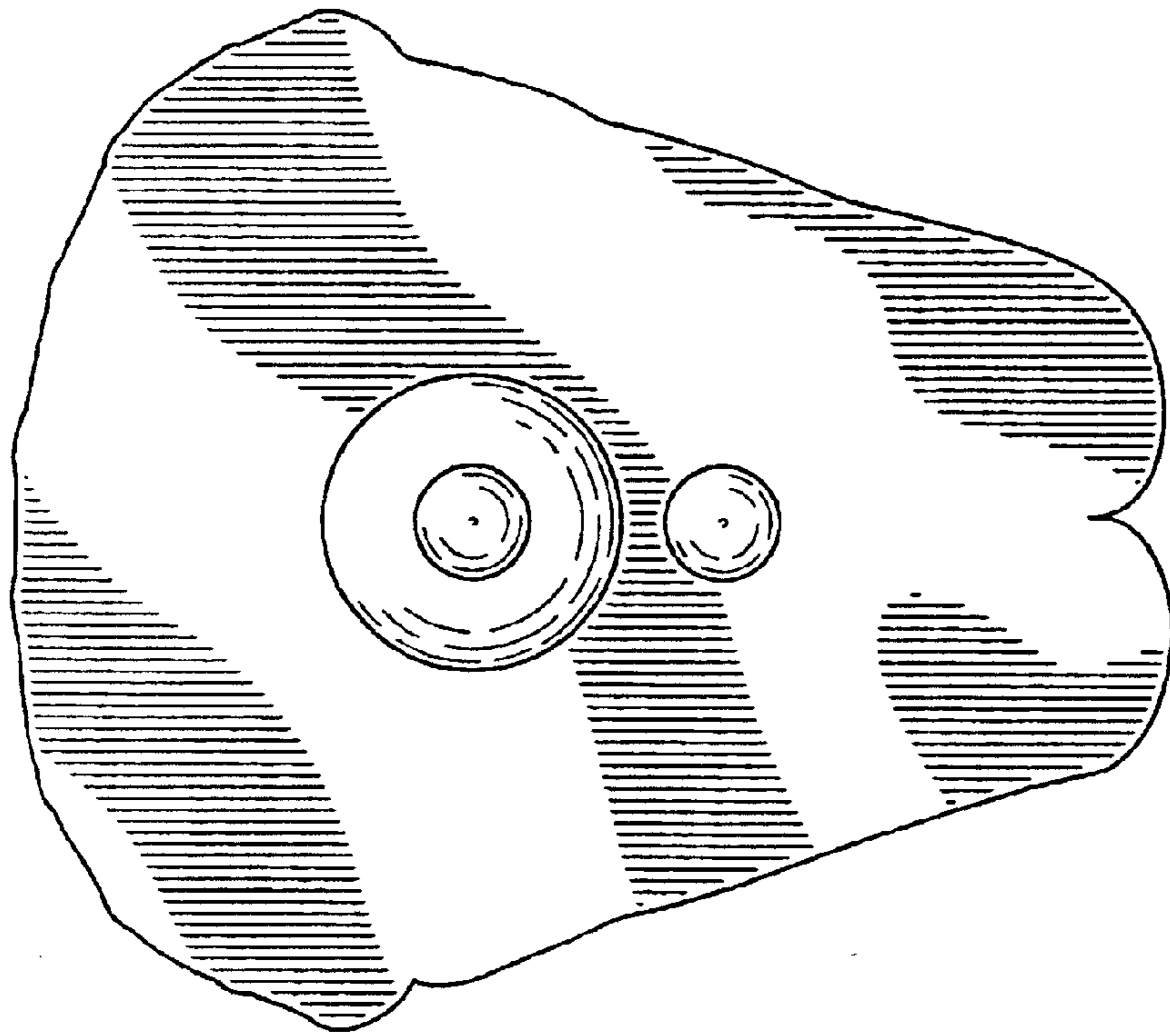


Fig. 3

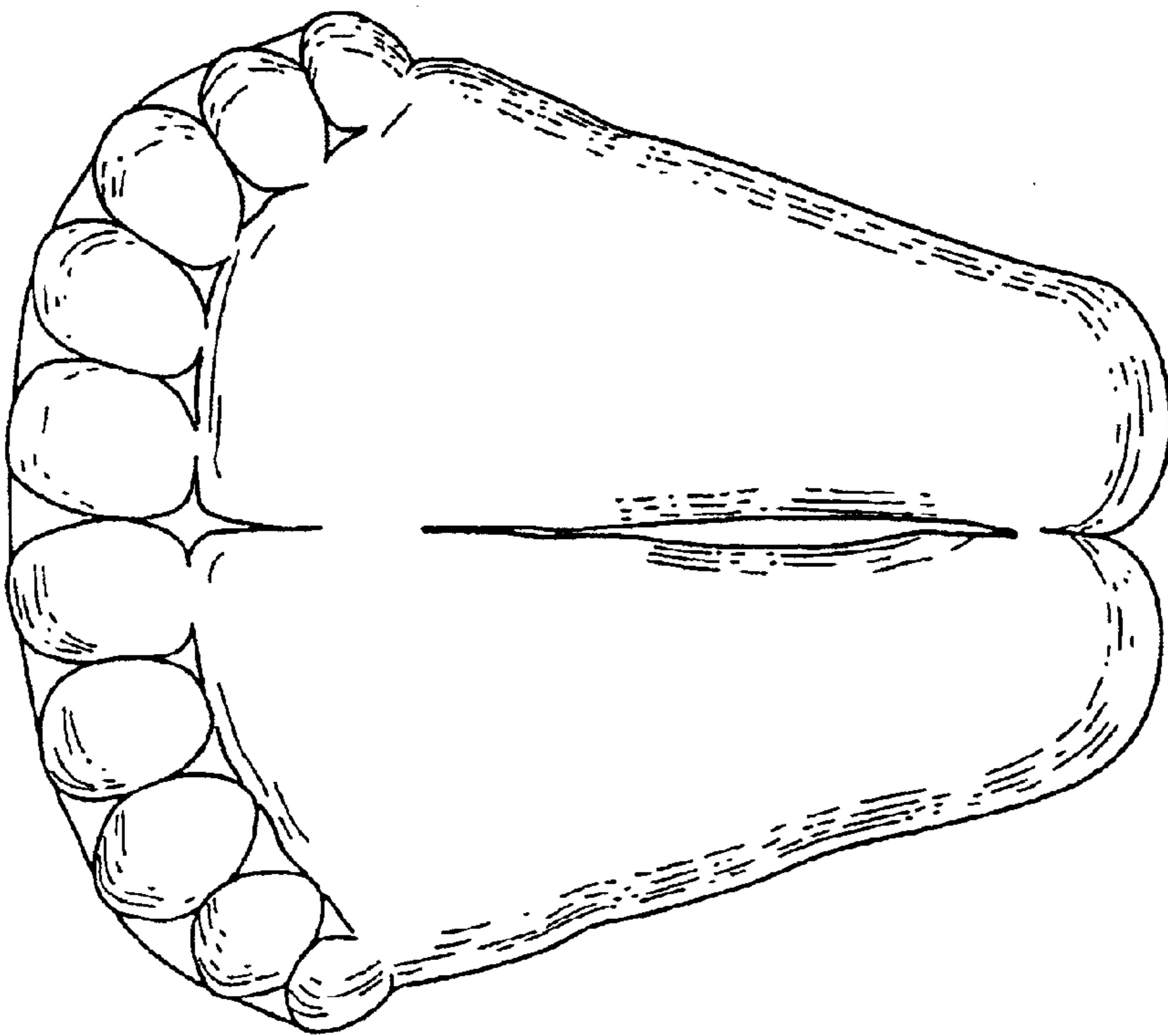


Fig. 2

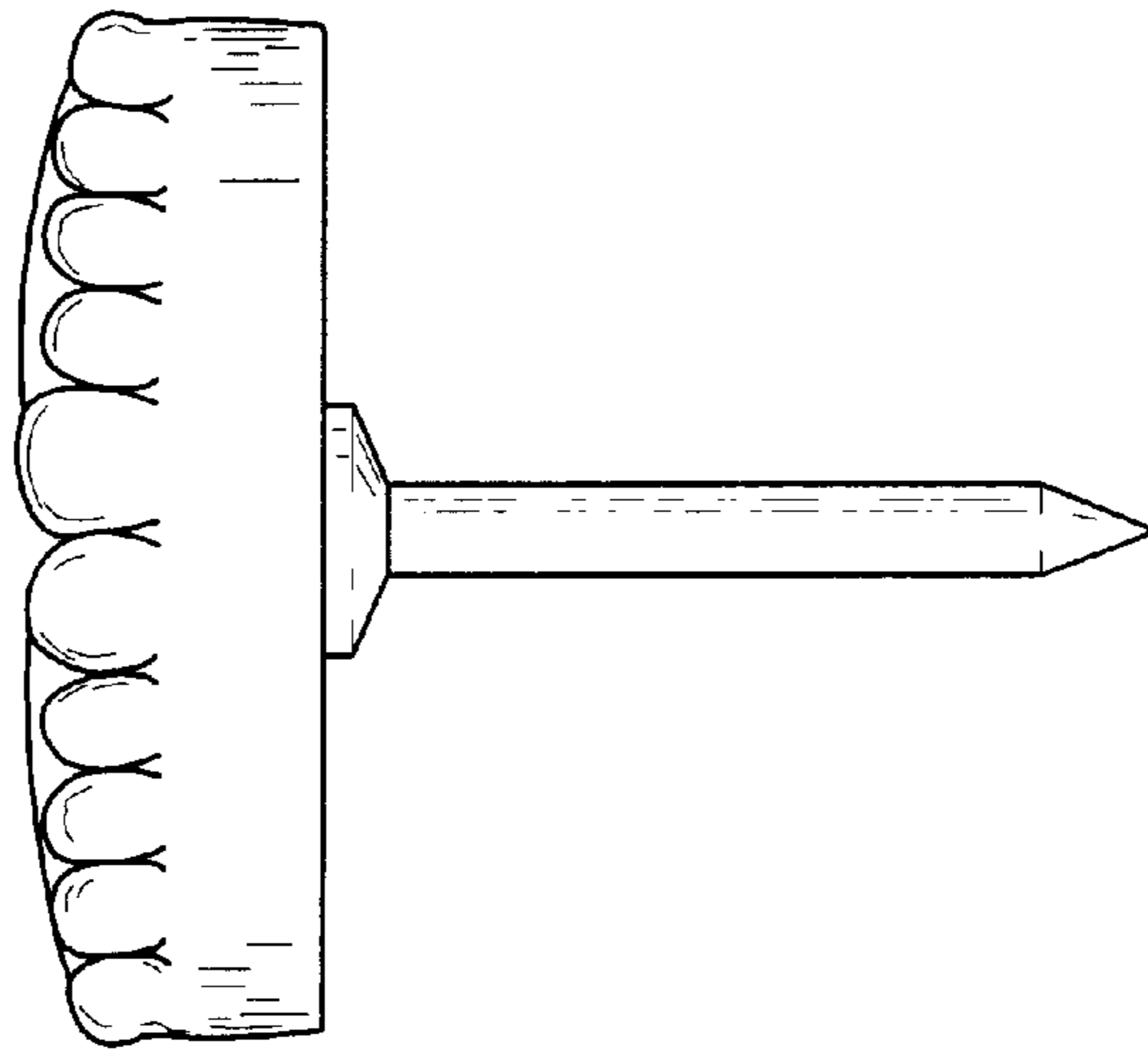


Fig. 4

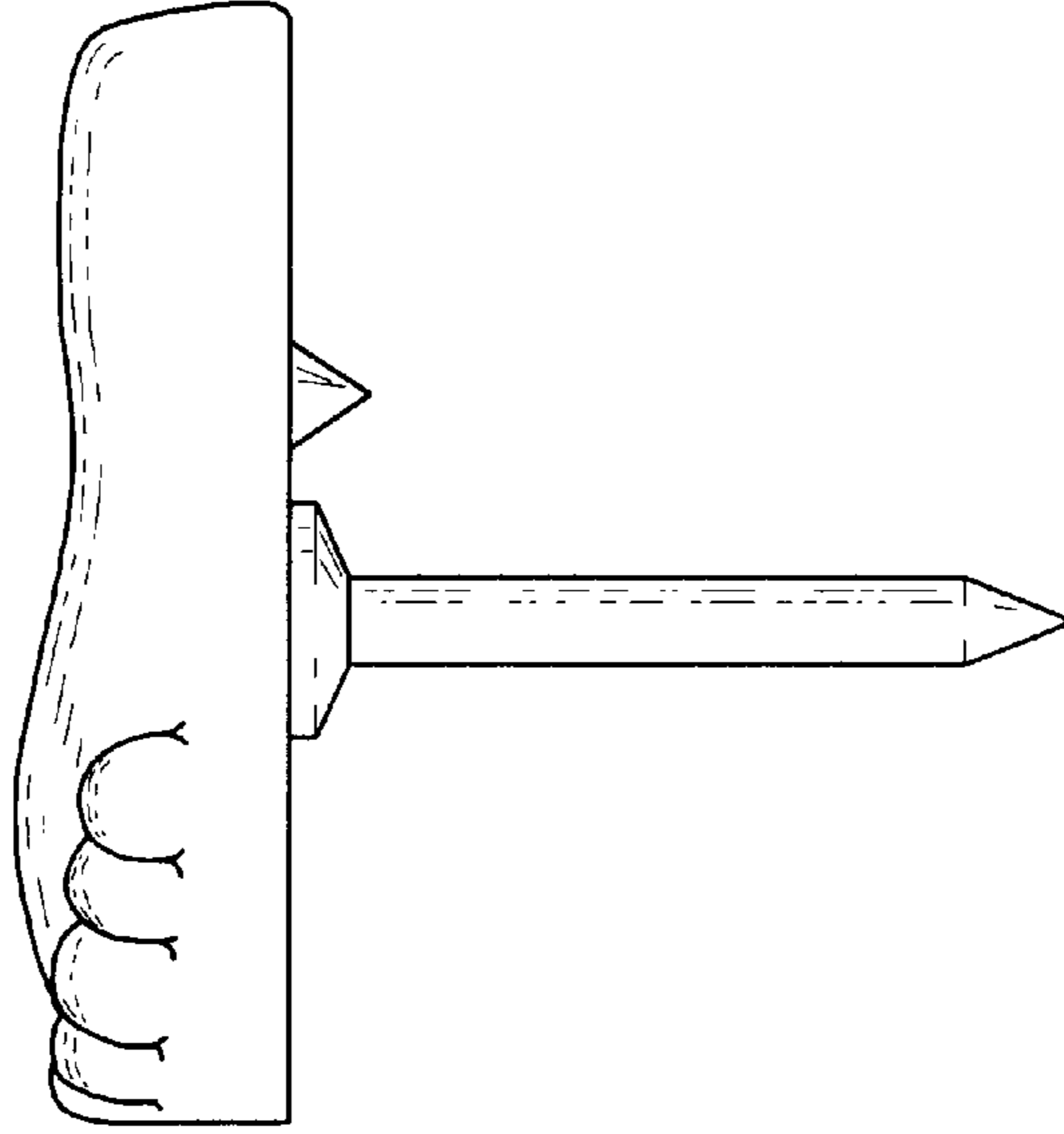


Fig. 5

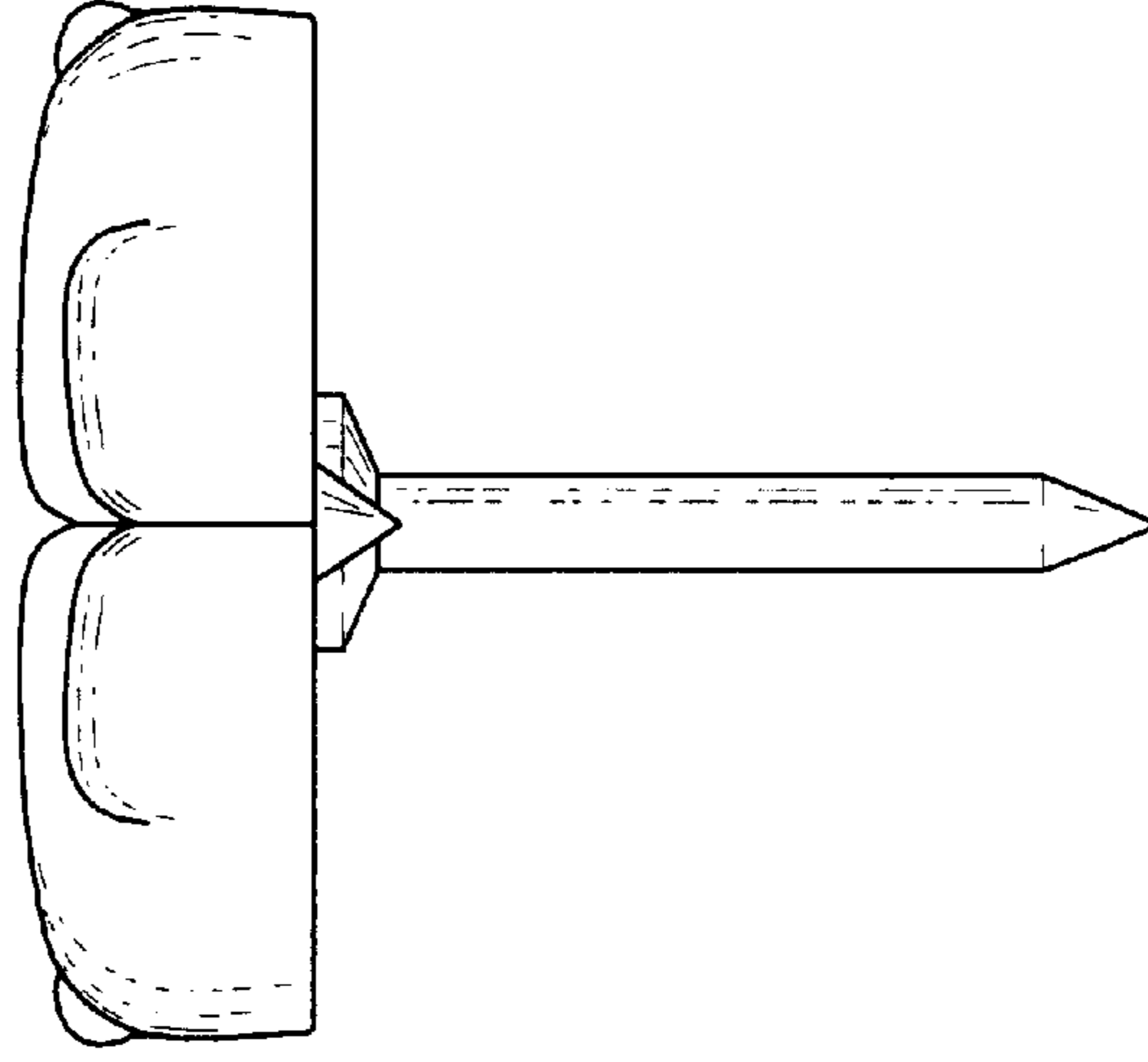


Fig. 6

UNITED STATES PATENT AND TRADEMARK OFFICE  
**CERTIFICATE OF CORRECTION**

PATENT NO. : Des. 515,453 S  
APPLICATION NO. : 29/188242  
DATED : February 21, 2006  
INVENTOR(S) : Catherine Jacobs

Page 1 of 1

It is certified that error appears in the above-identified patent and that said Letters Patent is hereby corrected as shown below:

TITLE PAGE, ITEM (75) INVENTOR: SHOULD READ,  
(75) Inventor: Catherine Jacobs, Horseheads, NY (US)

Signed and Sealed this

Twenty-second Day of August, 2006

A handwritten signature in black ink on a dotted background. The signature reads "Jon W. Dudas" in a cursive style.

JON W. DUDAS

*Director of the United States Patent and Trademark Office*