



US00D515450S

(12) **United States Design Patent**  
**Schiesl-Griesinger**

(10) **Patent No.:** **US D515,450 S**

(45) **Date of Patent:** **\*\* Feb. 21, 2006**

(54) **JEWELRY BRACELET**

(76) **Inventor:** **Mary Ann Schiesl-Griesinger, 7875**  
134<sup>th</sup> St. West, Apple Valley, MN (US)  
55124

(\*\*) **Term:** **14 Years**

(21) **Appl. No.:** **29/214,454**

(22) **Filed:** **Oct. 1, 2004**

(51) **LOC (8) Cl.** ..... **11-01**

(52) **U.S. Cl.** ..... **D11/4**

(58) **Field of Classification Search** ..... D11/2-6;  
16/87.2; 63/11; 24/16 PB; 70/458; D8/336-338  
See application file for complete search history.

(56) **References Cited**

**U.S. PATENT DOCUMENTS**

D202,242 S	*	9/1965	Koret	.....	D8/336
D203,645 S	*	2/1966	Koret	.....	D8/338
D203,646 S	*	2/1966	Koret	.....	D8/336
D268,487 S	*	4/1983	Kolman	.....	D11/4
D352,253 S	*	11/1994	Tortolano, Jr.	.....	D11/4

D405,381 S	*	2/1999	Perrin et al.	.....	D11/4
D407,035 S	*	3/1999	Ambar	.....	D11/6
D456,296 S	*	4/2002	Ambar	.....	D11/4
D497,567 S	*	10/2004	Hardy	.....	D11/5

\* cited by examiner

*Primary Examiner*—Ian Simmons

*Assistant Examiner*—Sarah Gill

(74) *Attorney, Agent, or Firm*—Nikolai & Mersereau, P.A.

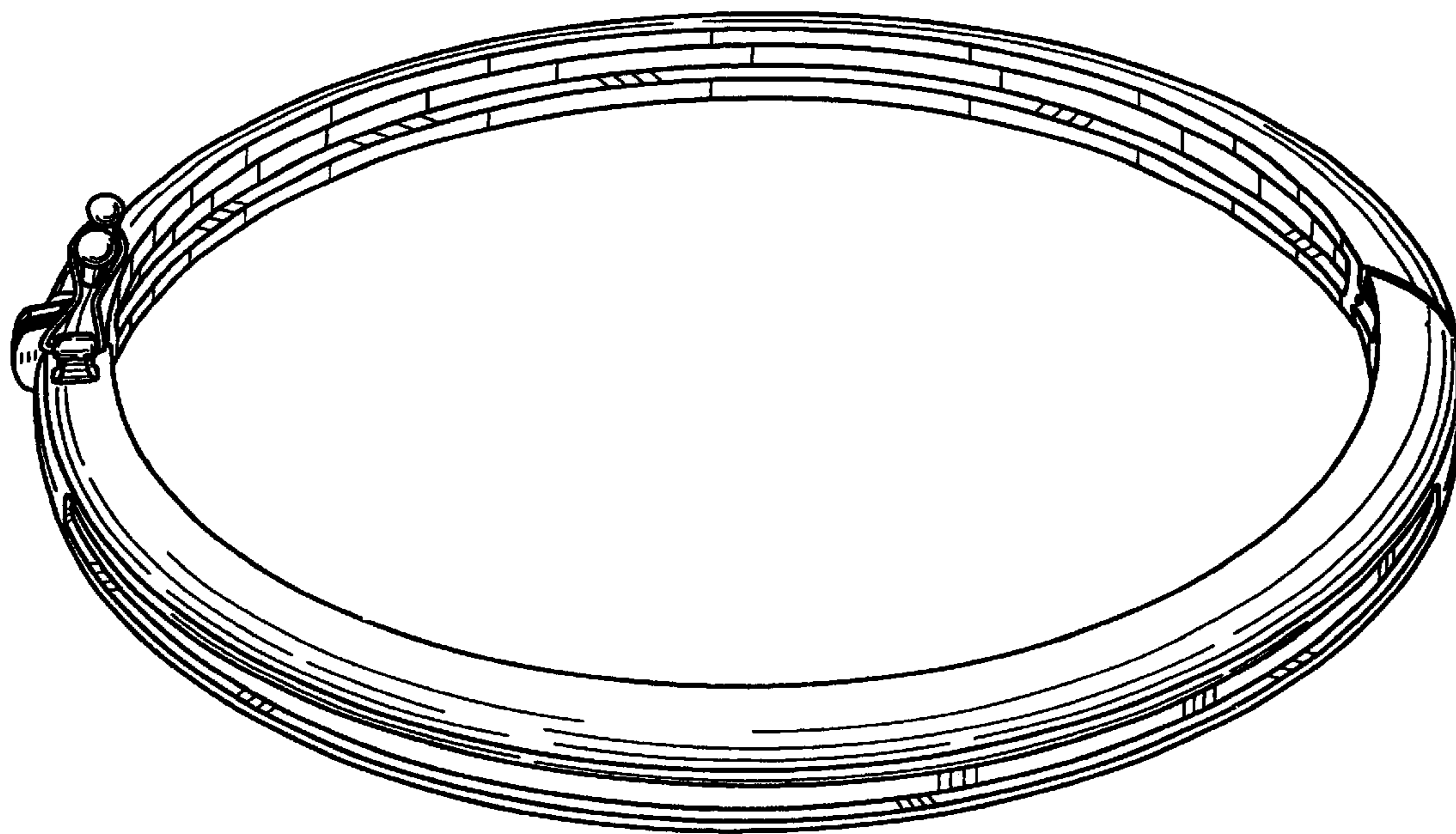
(57) **CLAIM**

The ornamental design for the “jewelry bracelet,” as shown and described.

**DESCRIPTION**

FIG. 1 is a top front perspective view of the jewelry bracelet of the present invention;  
FIG. 2 is a bottom view thereof;  
FIG. 3 is a right side view thereof;  
FIG. 4 is a left side view thereof;  
FIG. 5 is a front view thereof;  
FIG. 6 is a rear view thereof; and,  
FIG. 7 is a top view thereof with an open clasp.

**1 Claim, 7 Drawing Sheets**



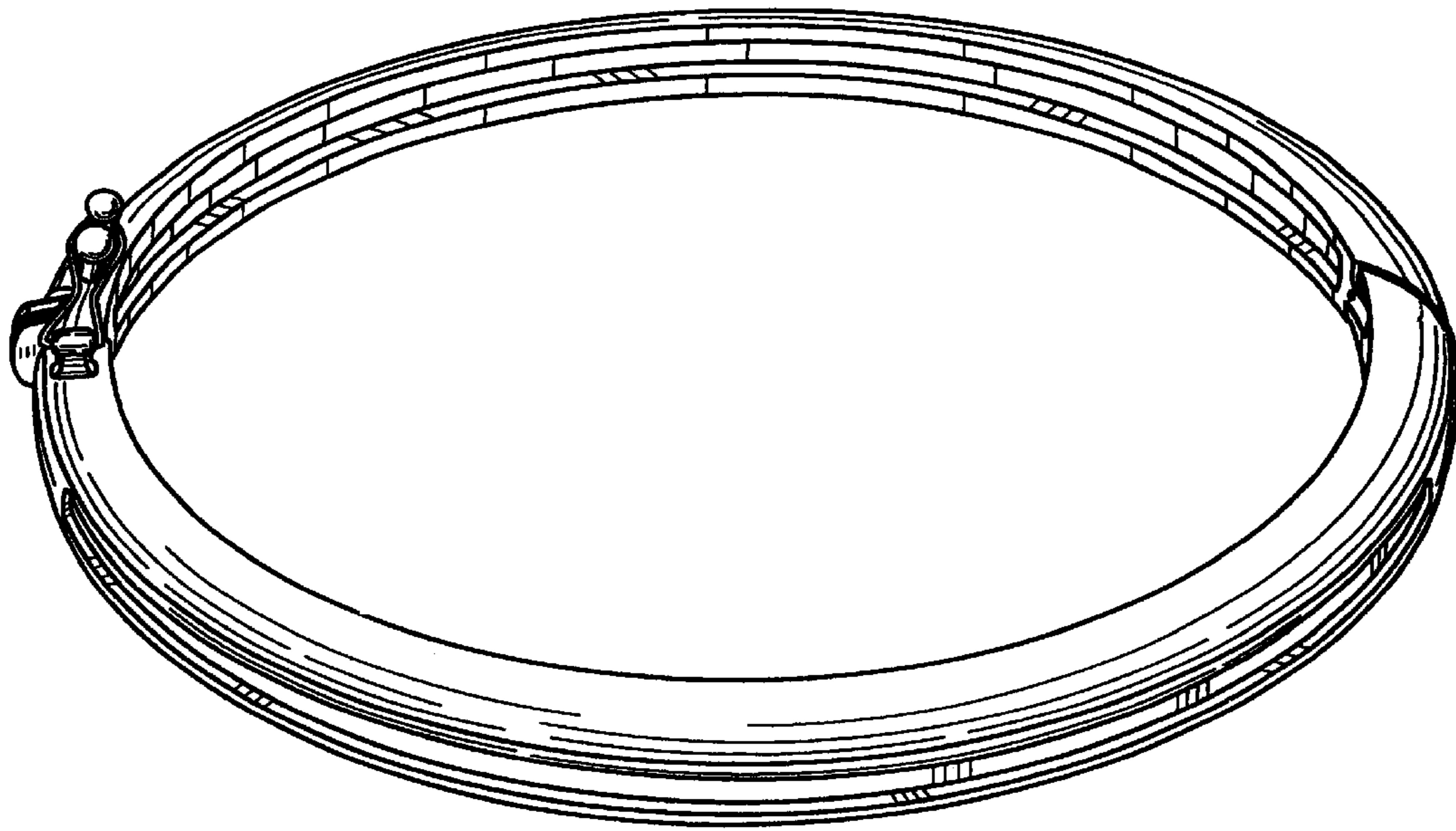
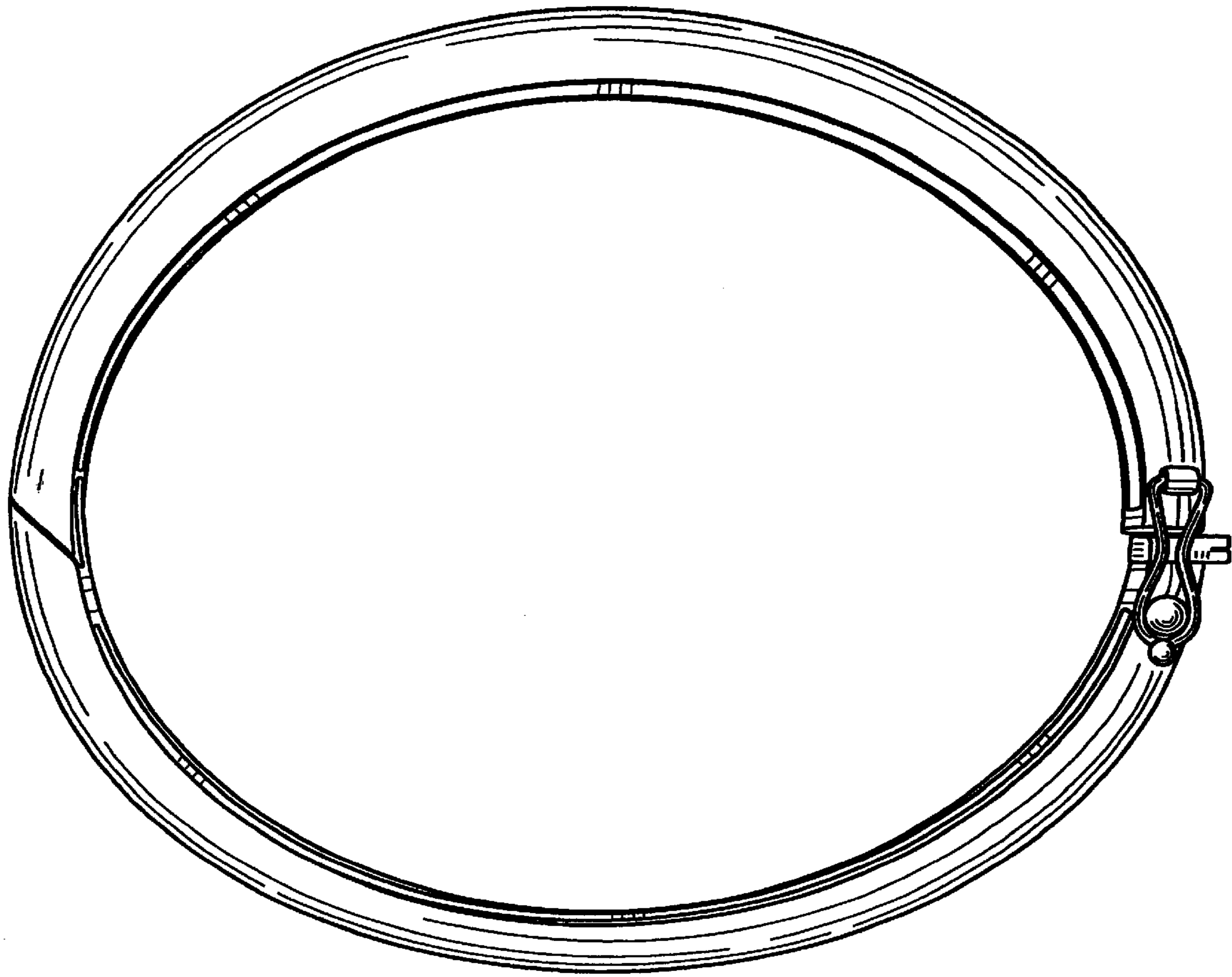
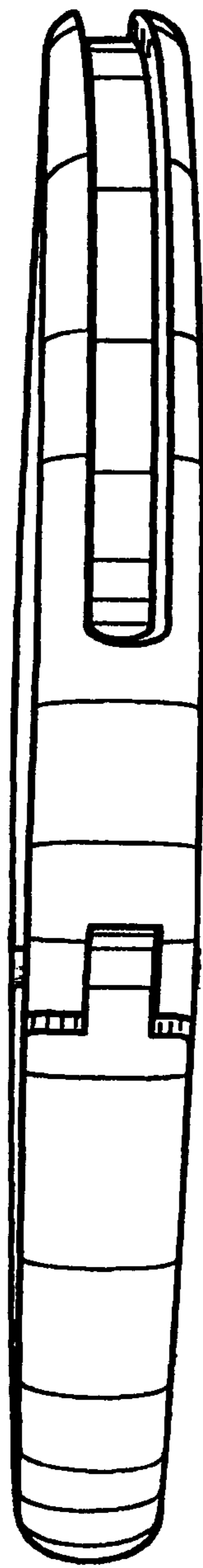



FIG. 1



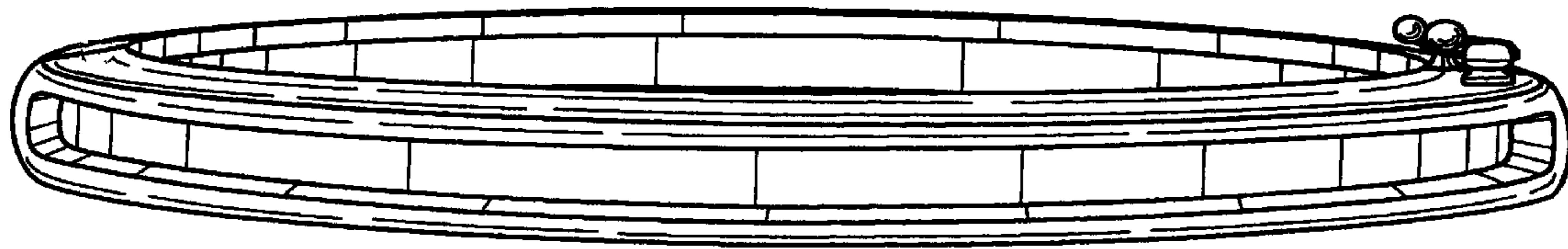
**FIG. 2**



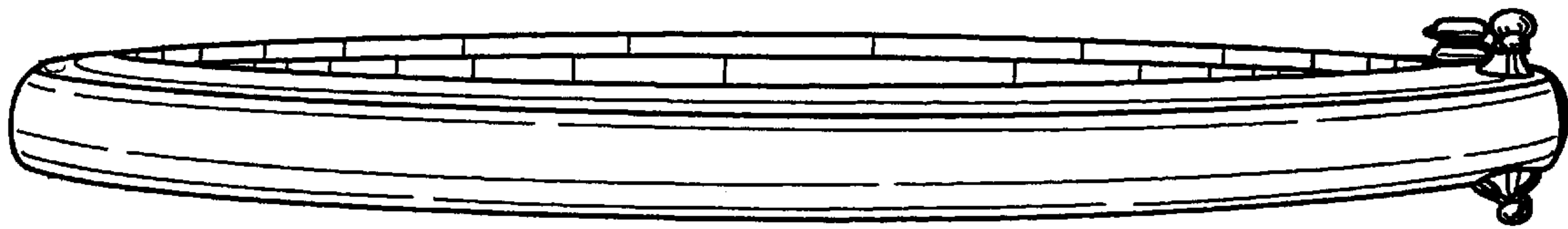
**FIG. 3**



**FIG. 4**



*FIG. 5*



**FIG. 6**

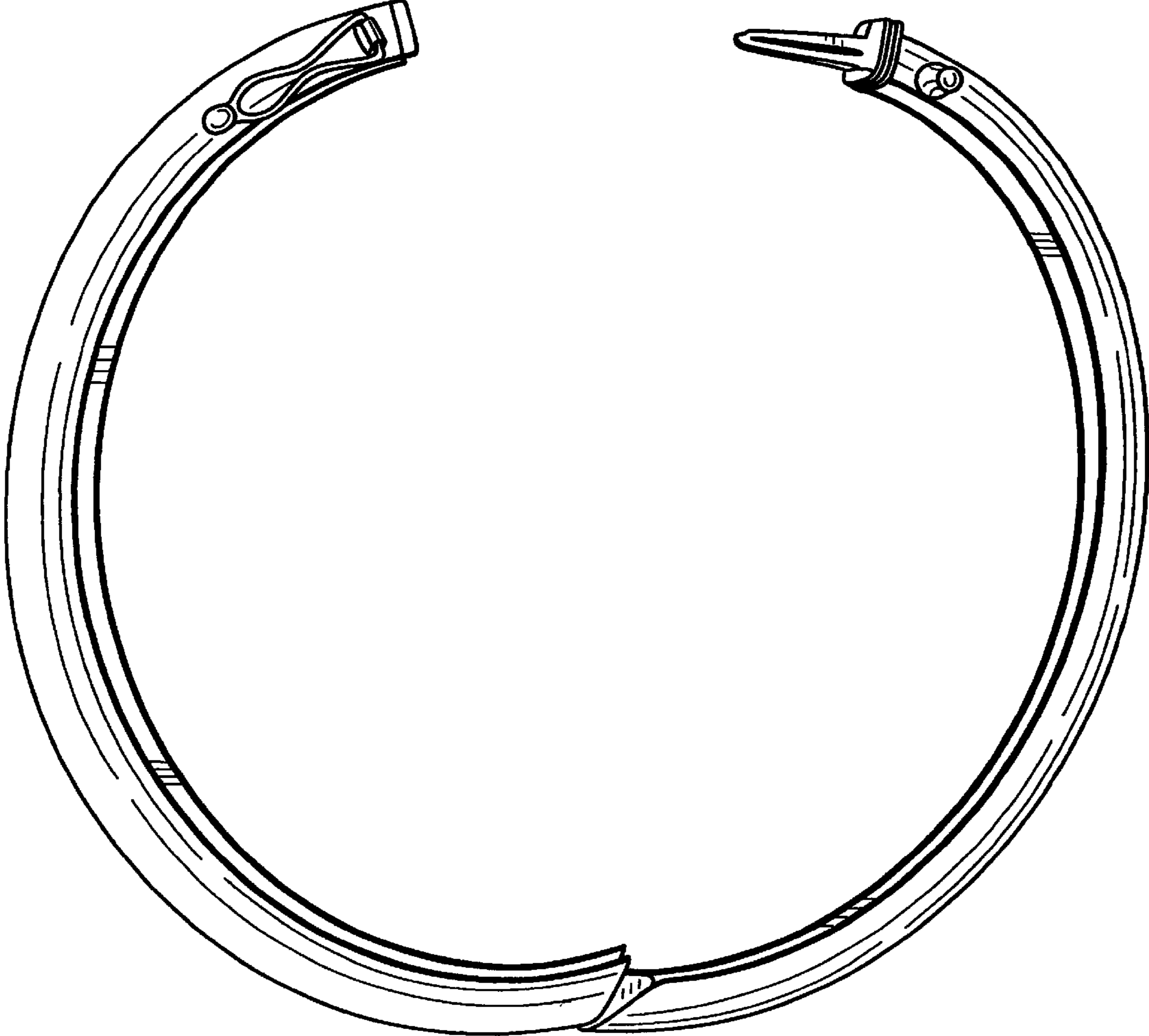


FIG. 7