



US00D515432S

(12) **United States Design Patent**  
**Tabibi**

(10) **Patent No.:** **US D515,432 S**

(45) **Date of Patent:** **\*\* Feb. 21, 2006**

(54) **BEVERAGE BOTTLE**

D456,540 S \* 4/2002 Leeds ..... D26/6  
D477,066 S \* 7/2003 Lonczak et al. .... D9/658  
D500,250 S \* 12/2004 Bonelli et al. .... D9/650

(75) Inventor: **Alex Tabibi**, Beverly Hills, CA (US)

\* cited by examiner

(73) Assignee: **ZCapital, Inc.**, Los Angeles, CA (US)

*Primary Examiner*—Sandra L. Morris

(\*\*) Term: **14 Years**

(74) *Attorney, Agent, or Firm*—Mitchell A. Smolow

(21) Appl. No.: **29/207,567**

(57) **CLAIM**

(22) Filed: **Jun. 15, 2004**

The ornamental design for a beverage bottle, as shown and described.

(51) **LOC (8) Cl.** ..... **09-01**

**DESCRIPTION**

(52) **U.S. Cl.** ..... **D9/658; D9/667; D7/518**

(58) **Field of Classification Search** ..... D7/514,  
D7/518, 521, 571, 576, 582, 597–598; D9/600,  
D9/655, 658–660, 667; D11/151, 157; D26/6,  
D26/7; 206/457; 215/379–385, 400  
See application file for complete search history.

FIG. 1 is a perspective view of a beverage bottle showing my new design;

FIG. 2 is a top view of the beverage bottle;

FIG. 3 is a bottom view of the beverage bottle in full lines with the broken line showing of environmental association matter being for illustrative purposes only and forming no part of the claimed design;

FIG. 4 is a front view of the beverage bottle;

FIG. 5 is a rear view of the beverage bottle;

FIG. 6 is a right side view of the beverage bottle; and,

FIG. 7 is a left side view of the beverage bottle.

(56) **References Cited**

**U.S. PATENT DOCUMENTS**

D44,330 S \* 7/1913 Allen ..... D11/151  
D177,997 S \* 6/1956 Manville ..... D28/87  
D343,117 S \* 1/1994 Mansau ..... D9/658  
D405,357 S \* 2/1999 Sell ..... D9/658

**1 Claim, 3 Drawing Sheets**

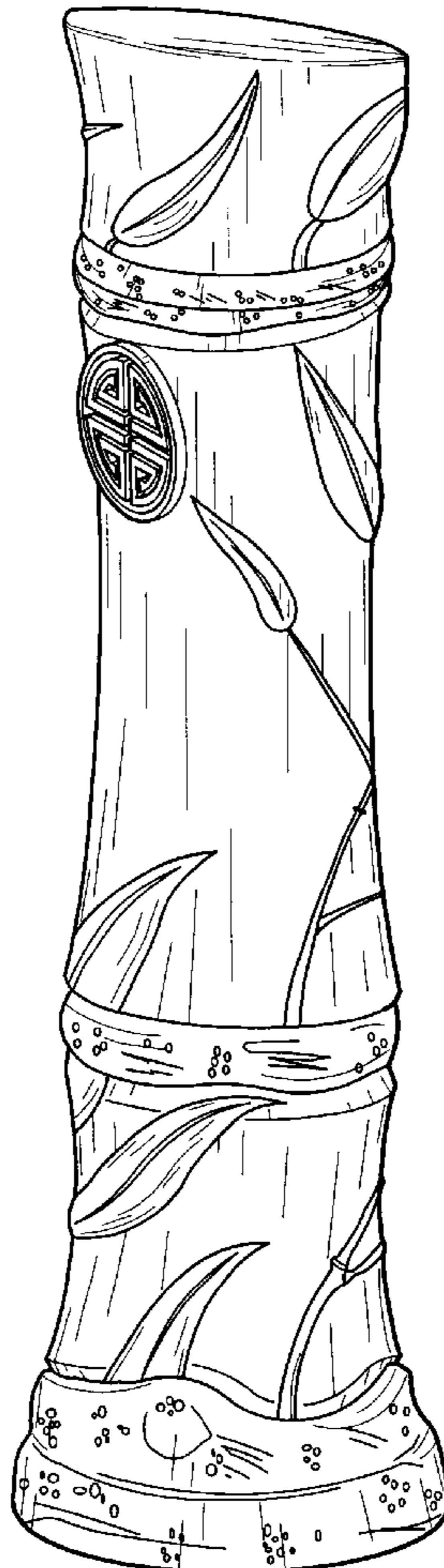


FIG. 1

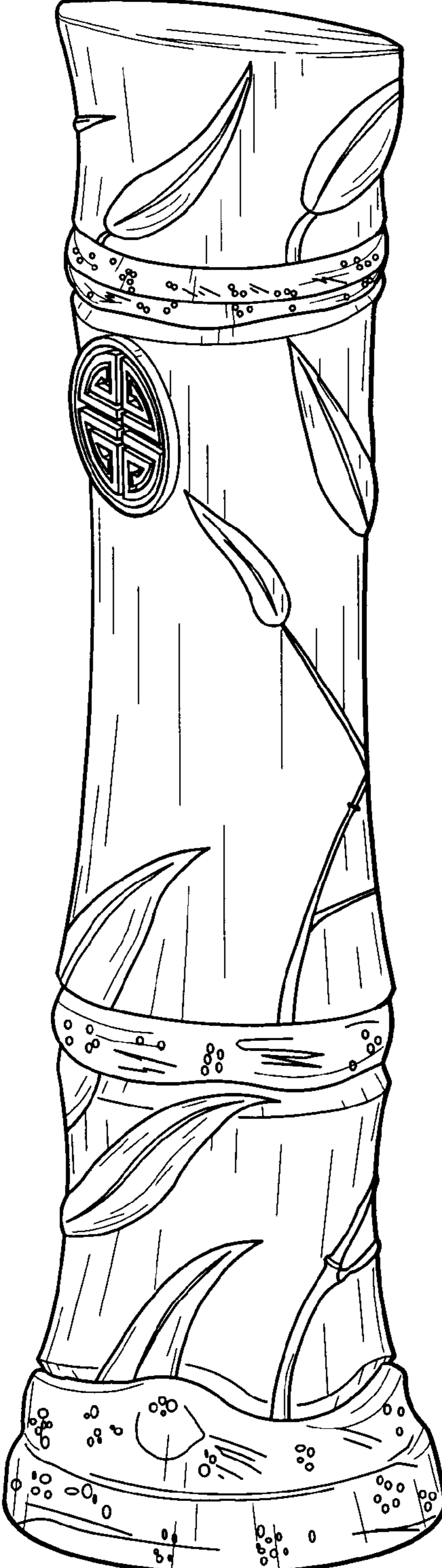


FIG. 2

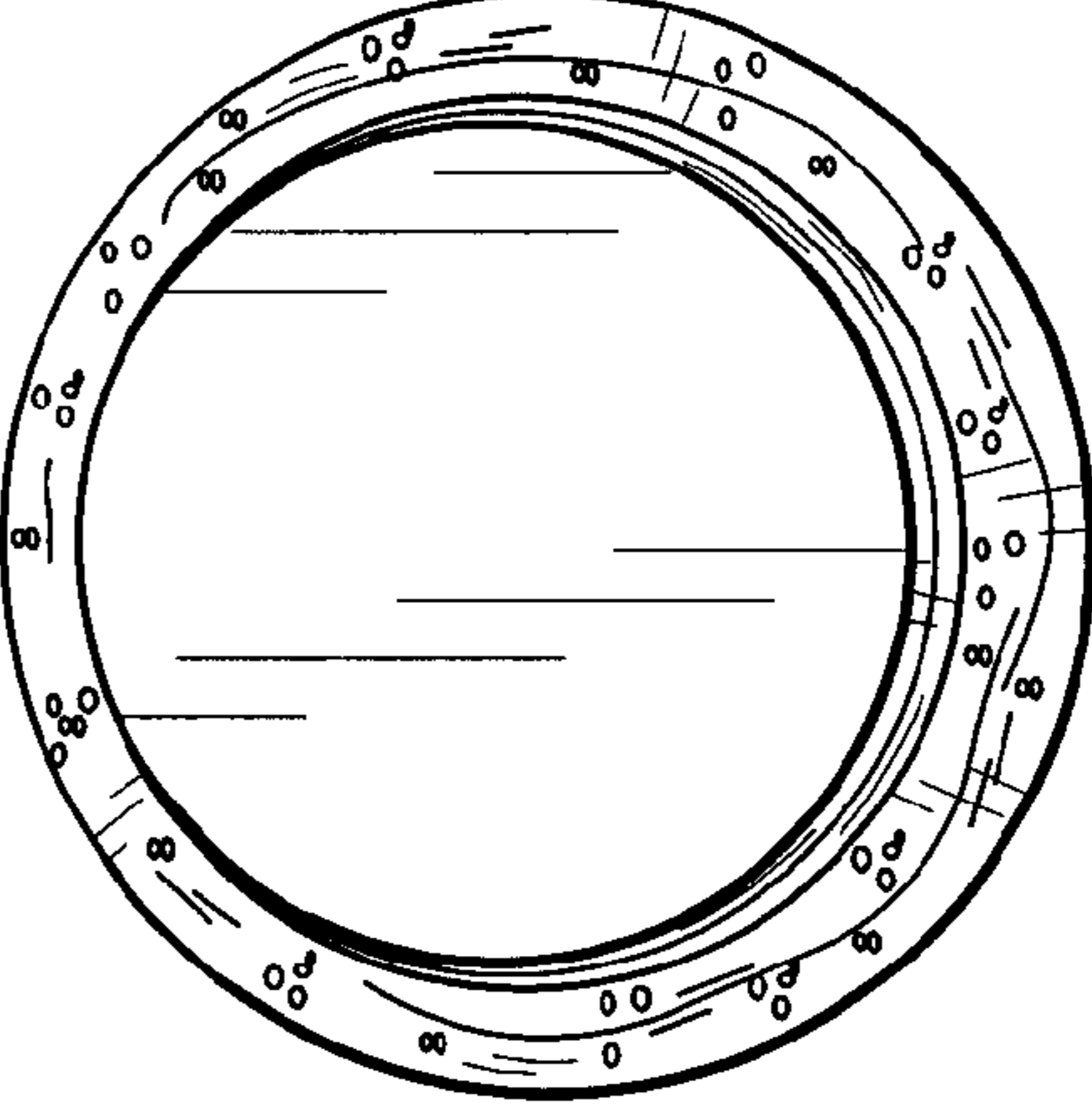
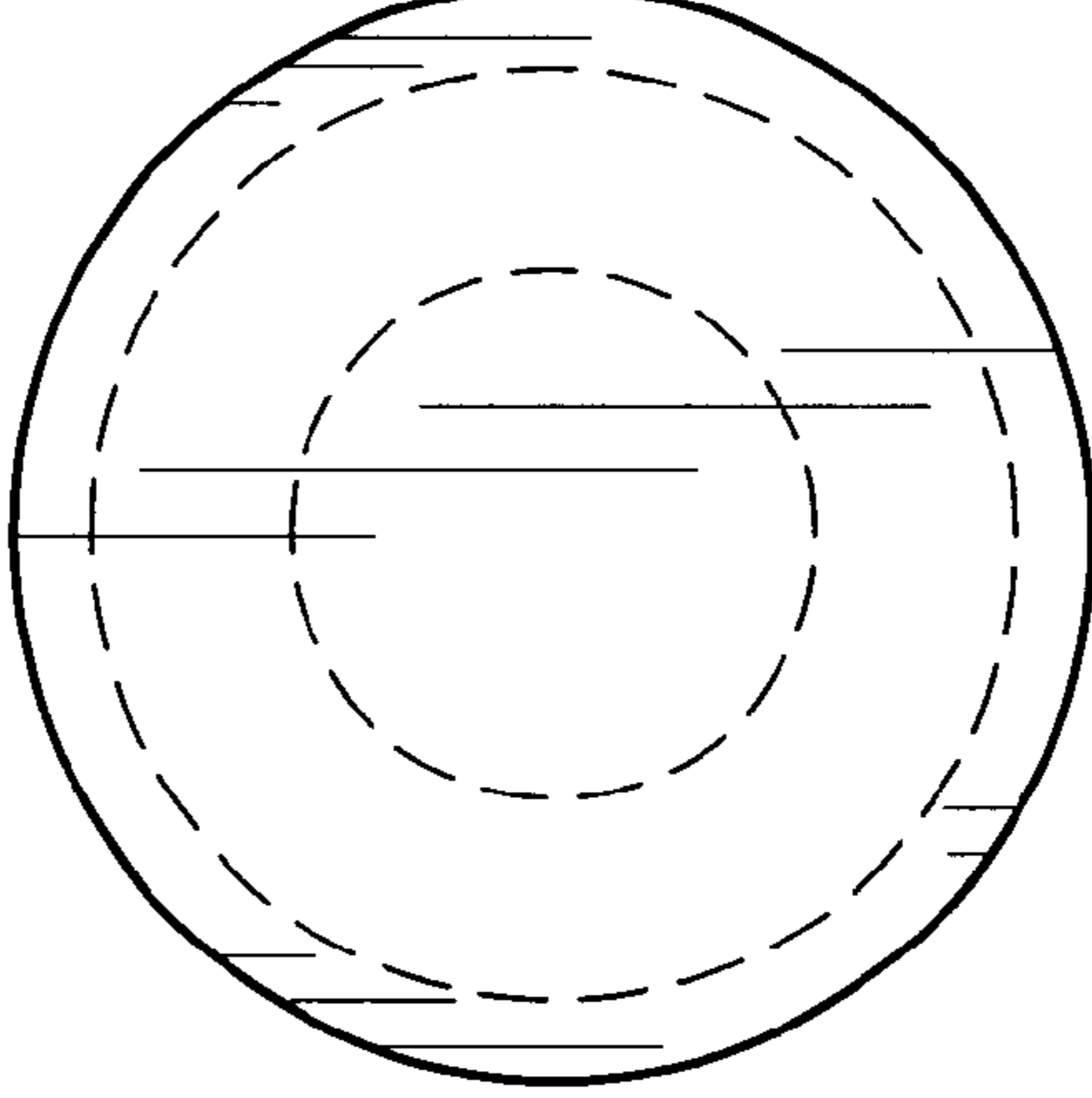


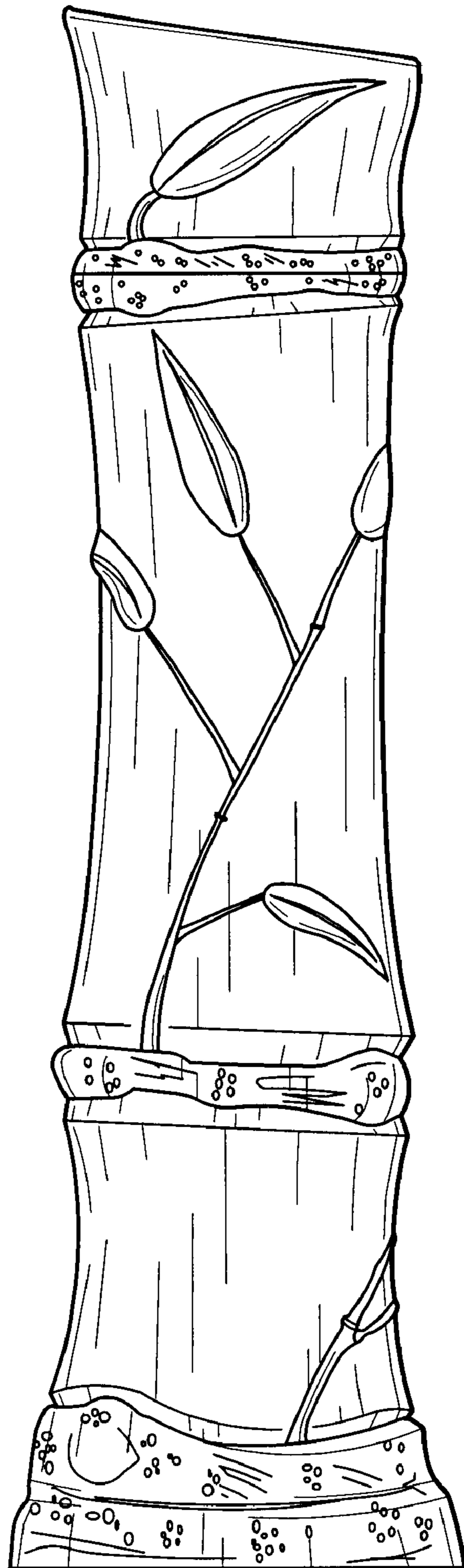
FIG. 3



*FIG. 4*



*FIG. 5*



*FIG. 6*



*FIG. 7*

