



US00D515427S

(12) **United States Design Patent** (10) **Patent No.:** **US D515,427 S**
Schuller et al. (45) **Date of Patent:** **** Feb. 21, 2006**

(54) **BOTTLE** D387,280 S 12/1997 Zimmer et al. D9/543
D401,860 S 12/1998 Granelli D9/538
D404,310 S * 1/1999 Martin D9/537
D409,091 S 5/1999 Beaver et al. D9/538
D411,750 S 6/1999 Forecast et al. D9/539
D420,594 S 2/2000 Weinstein et al. D9/520
D445,692 S * 7/2001 Meeker et al. D9/530
D445,695 S * 7/2001 Ogg D9/550
6,273,283 B1 * 8/2001 Terrana et al. 215/383
D458,142 S * 6/2002 Schuller et al. D9/530
D473,144 S * 4/2003 Schuller et al. D9/551
D480,310 S * 10/2003 Yourist D9/530

(21) Appl. No.: **29/133,178**

(22) Filed: **Nov. 22, 2000**

(51) **LOC (8) Cl.** **09-01**

(52) **U.S. Cl.** **D9/516; D9/551; D9/552**

(58) **Field of Classification Search** D7/510-512;
D9/502-504, 516, 529-530, 537-540, 543,
D9/549-552, 563-565, 575; 215/382-384,
215/396, 398; 222/206, 212-213, 215
See application file for complete search history.

(56) **References Cited**

U.S. PATENT DOCUMENTS

D195,371 S 6/1963 Torongo
D197,191 S * 12/1963 Anderson D9/542
D198,997 S 8/1964 Campbell
D204,424 S * 4/1966 Melind D9/561
D204,711 S * 5/1966 Plummer D9/539
D212,276 S * 9/1968 Lodding D9/538
D218,019 S * 7/1970 Lattraye D9/551
D224,643 S * 8/1972 Mascia D9/551 X
D226,177 S * 1/1973 Bystedt D9/551 X
D232,809 S 9/1974 Pardo
D234,250 S * 2/1975 Holzaepfel D9/540
D235,311 S * 6/1975 Cramer D9/529
D284,550 S 7/1986 Parrack
D292,269 S 10/1987 Jacobs et al.
D320,154 S 9/1991 Alberghini et al.

OTHER PUBLICATIONS

Photograph of a 32 fl Oz (964 ml) bottle for Zephyrhills Natural Spring Water, sold by Zephyrhills Spring Water Co.; a division of Great Spring Waters of America, Inc., Zephyrhills, FL 33540. Photographs labeled and attached.

* cited by examiner

Primary Examiner—Carol Rademaker
(74) *Attorney, Agent, or Firm*—McDermott Will & Emery LLP

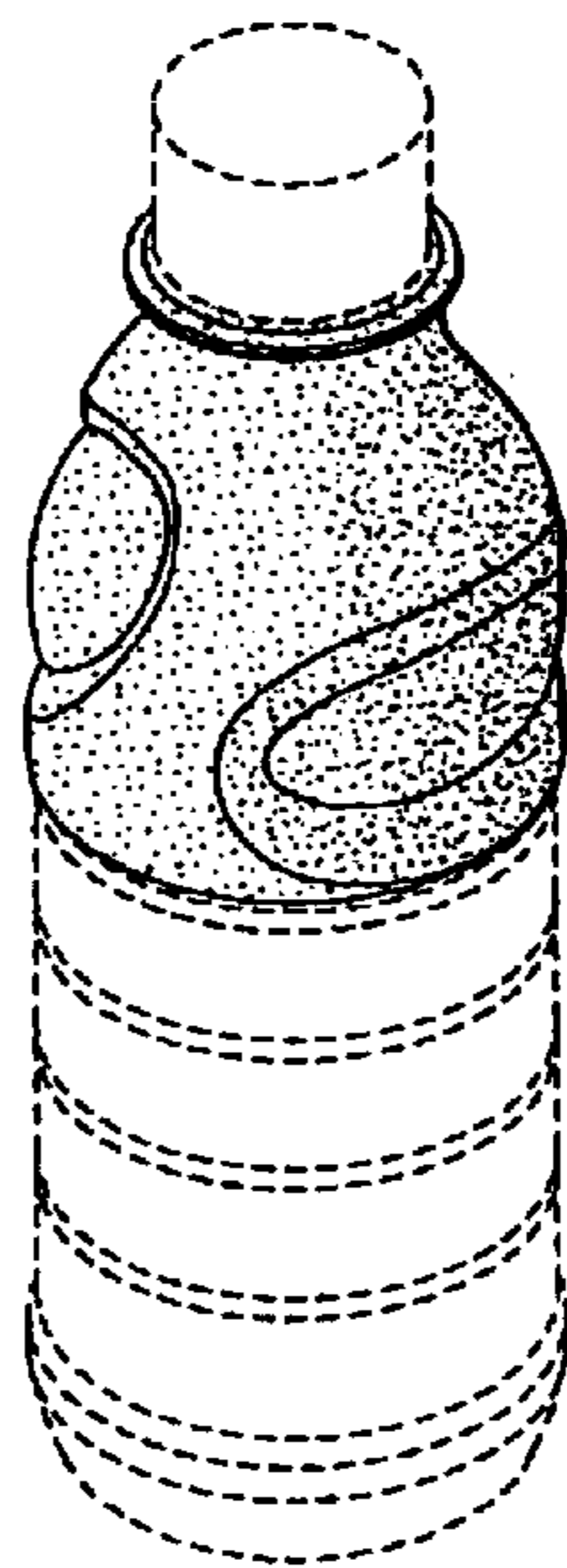
(57) **CLAIM**

The ornamental design for a bottle, as shown and described.

DESCRIPTION

FIG. 1 is a perspective view of a bottle embodying our new design;
FIG. 2 is a front elevational view thereof;
FIG. 3 is a right side elevational view thereof, the left side elevational view being a mirror image;
FIG. 4 is a rear elevational view thereof; and,
FIG. 5 is a top plan view thereof.
The broken lines shown in the drawings are for environmental purposes only and form no part of the claimed design.

1 Claim, 1 Drawing Sheet



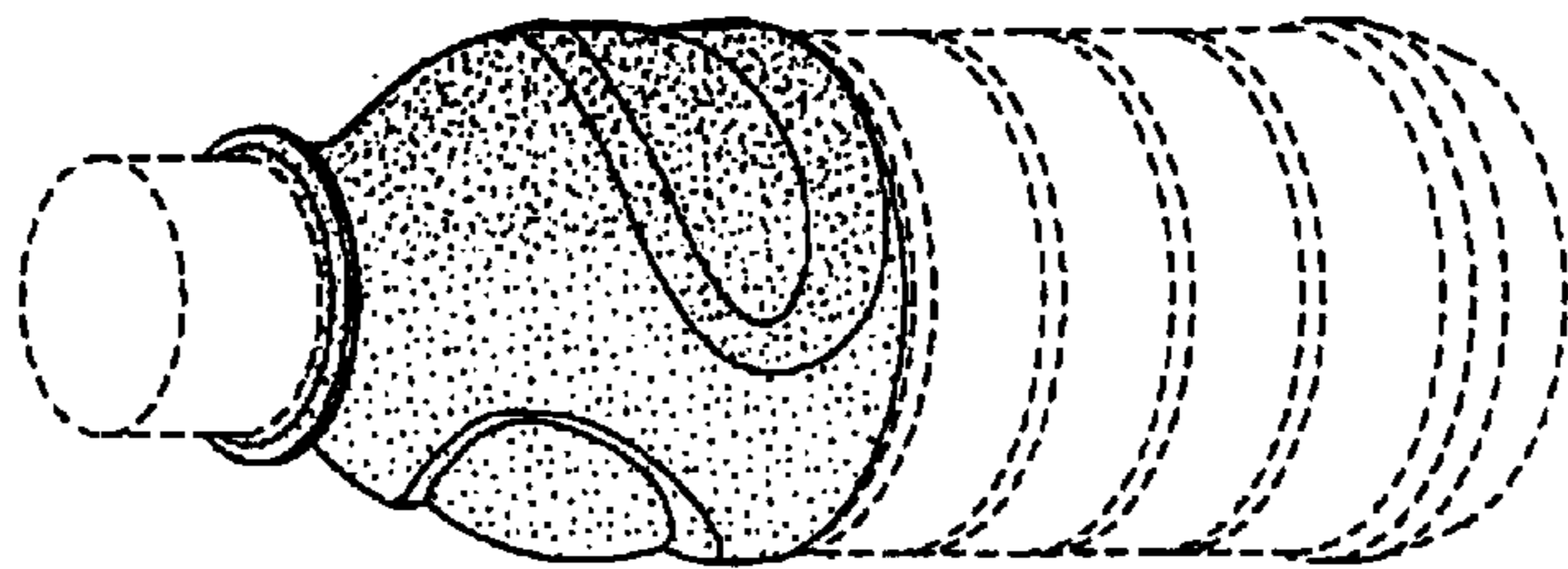


FIG. 1

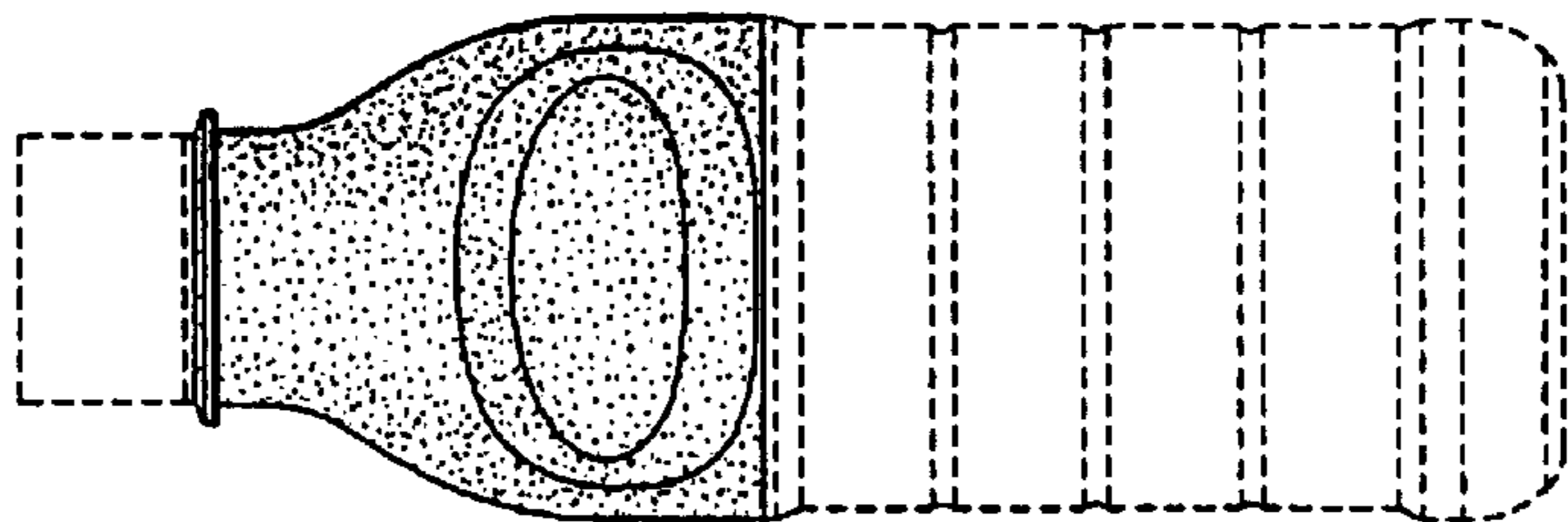


FIG. 4

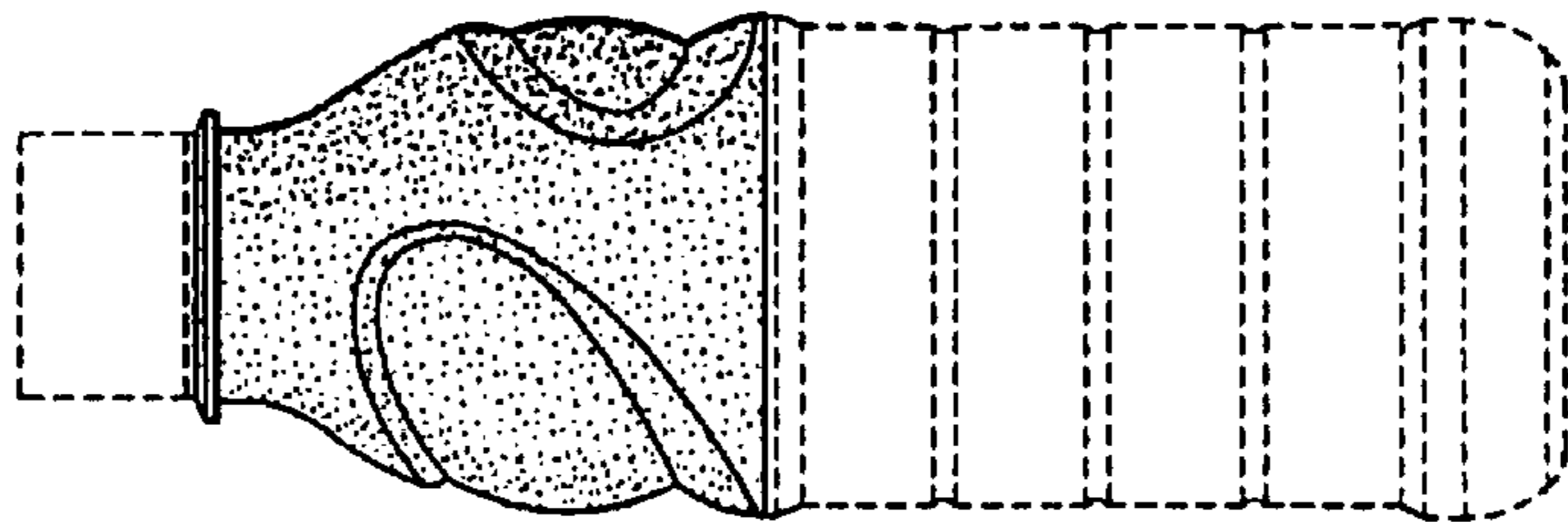


FIG. 3

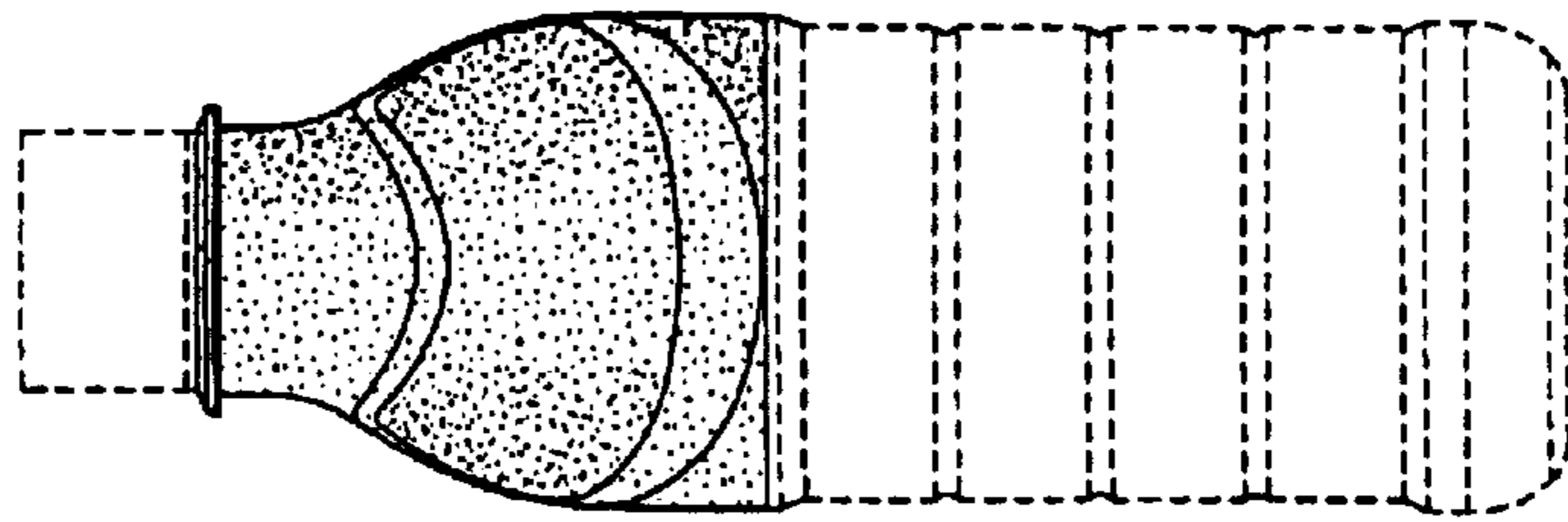


FIG. 2

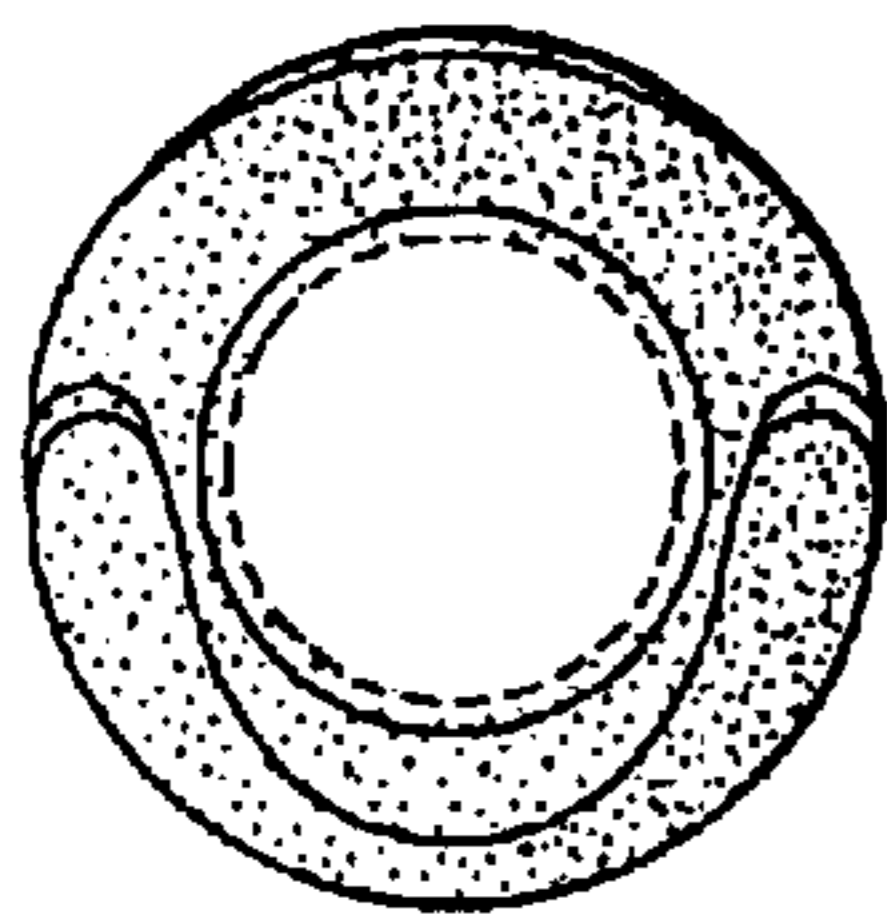


FIG. 5