



US00D515418S

(12) **United States Design Patent**
Sandler

(10) **Patent No.: US D515,418 S**

(45) **Date of Patent: ** Feb. 21, 2006**

(54) **BAG RING**

(76) **Inventor: Morrie Sandler, 5508 Camp St., New Orleans, LA (US) 70115**

(**) **Term: 14 Years**

(21) **Appl. No.: 29/204,923**

(22) **Filed: May 6, 2004**

(51) **LOC (8) Cl. 09-07**

(52) **U.S. Cl. D9/434; D9/443**

(58) **Field of Classification Search** D9/499,
D9/455, 443, 434, 435; D8/303, 315; D19/86;
294/142, 137, 158; 248/304; 220/755; 383/6,
383/13, 15, 22, 23; 24/30.5 R; 215/399, 396
See application file for complete search history.

(56) **References Cited**

U.S. PATENT DOCUMENTS

- 3,264,698 A * 8/1966 Wright 24/30.5 R
- 4,772,059 A * 9/1988 Parry et al.
- D314,150 S * 1/1991 Preciutti
- 4,991,894 A * 2/1991 Rutens
- D333,431 S * 2/1993 Allen D9/434
- D340,863 S * 11/1993 Daigle
- D356,261 S * 3/1995 Miceli, Jr.
- D359,235 S * 6/1995 Kennedy et al. D9/434
- D362,386 S * 9/1995 Blocker D9/434
- D362,621 S * 9/1995 Blocker D9/434
- D364,552 S * 11/1995 Mathiassen D9/434

- 5,575,446 A * 11/1996 Swenson et al. 248/304
- 5,697,661 A * 12/1997 Robinson et al. 294/142
- D423,053 S * 4/2000 Lefkowitz D19/86
- D447,947 S * 9/2001 Nakagawa D9/434
- D455,348 S * 4/2002 Fludd
- D475,742 S * 6/2003 Lechner D19/86
- 6,623,056 B1 * 9/2003 Wickson

FOREIGN PATENT DOCUMENTS

FR 2 652 563 A1 * 10/1989

* cited by examiner

Primary Examiner—Robert M. Spear
Assistant Examiner—Susan Bennett Hattan
(74) *Attorney, Agent, or Firm*—Garvey, Smith, Nehrass & Doody, L.L.C.; Gregory C. Smith

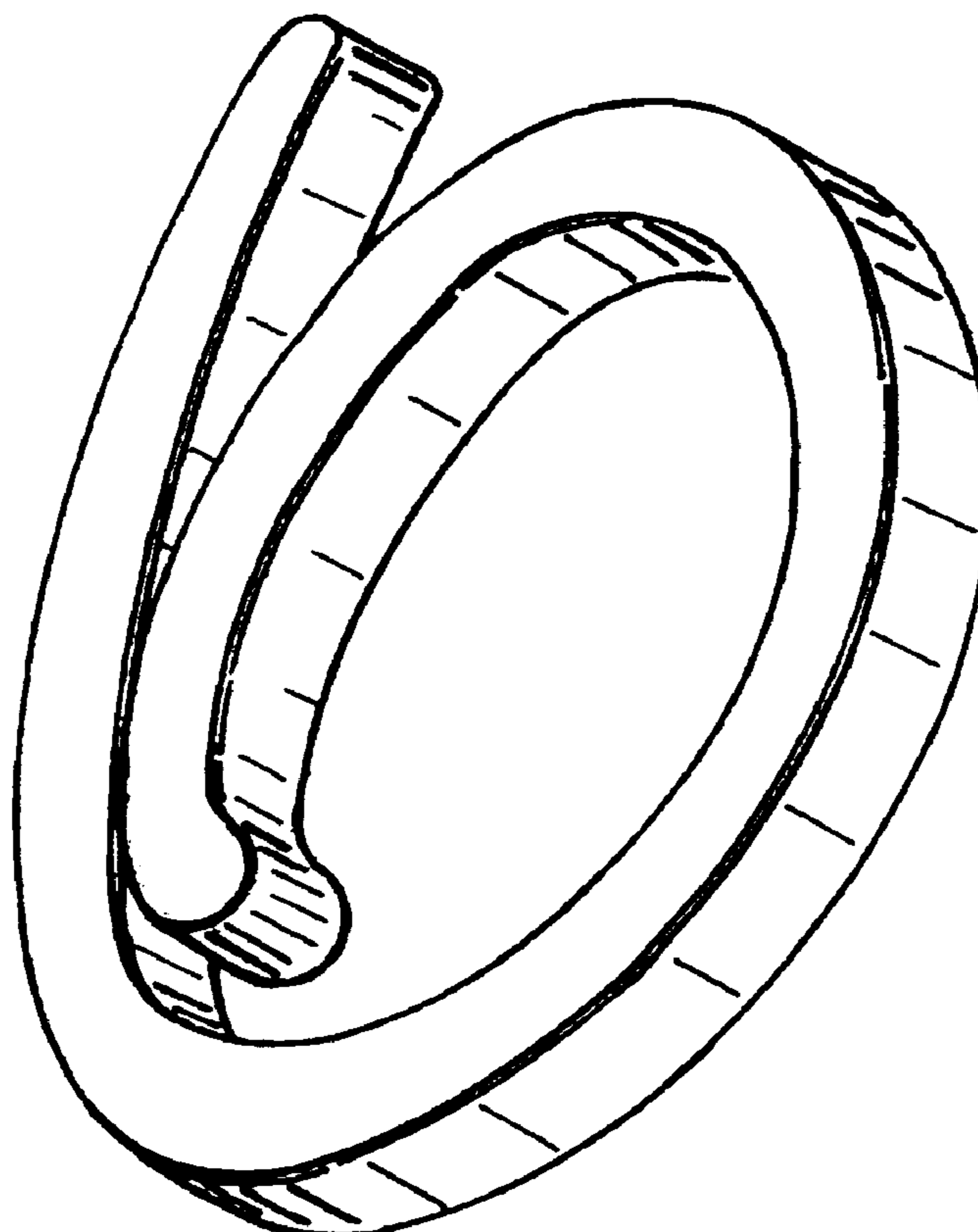
(57) **CLAIM**

The ornamental design for a bag ring, as shown and described.

DESCRIPTION

FIG. 1 is a side view of the bag ring of the present invention;
FIG. 2 is a bottom view thereof;
FIG. 3 is a top view thereof;
FIG. 4 is a rear view thereof;
FIG. 5 is a front view thereof; and,
FIG. 6 is an overall perspective view of the bag ring.

1 Claim, 1 Drawing Sheet



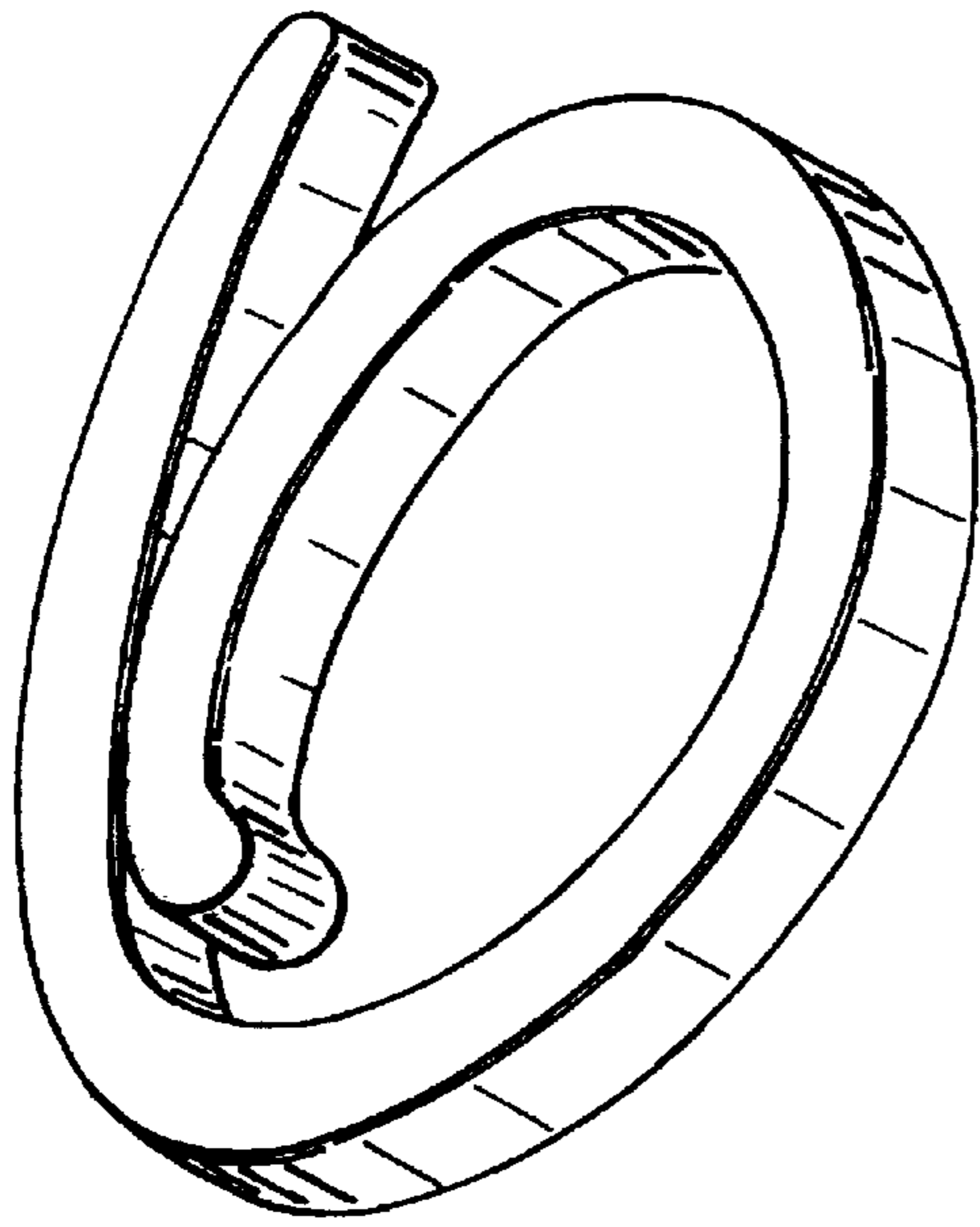


FIGURE 6

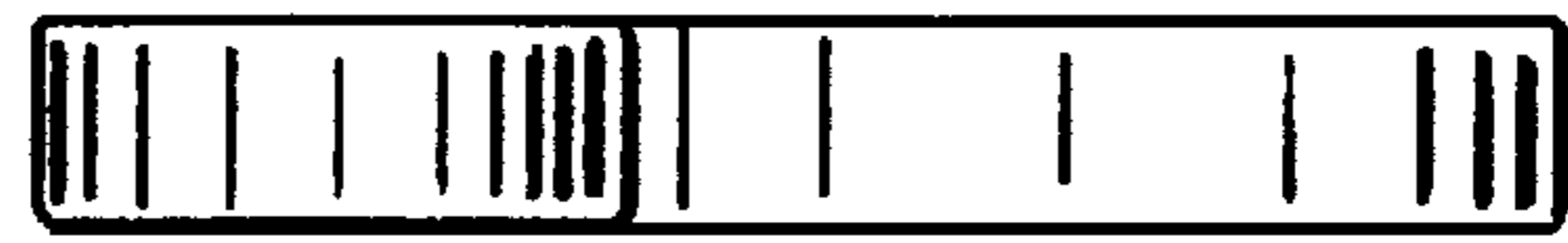


FIGURE 3

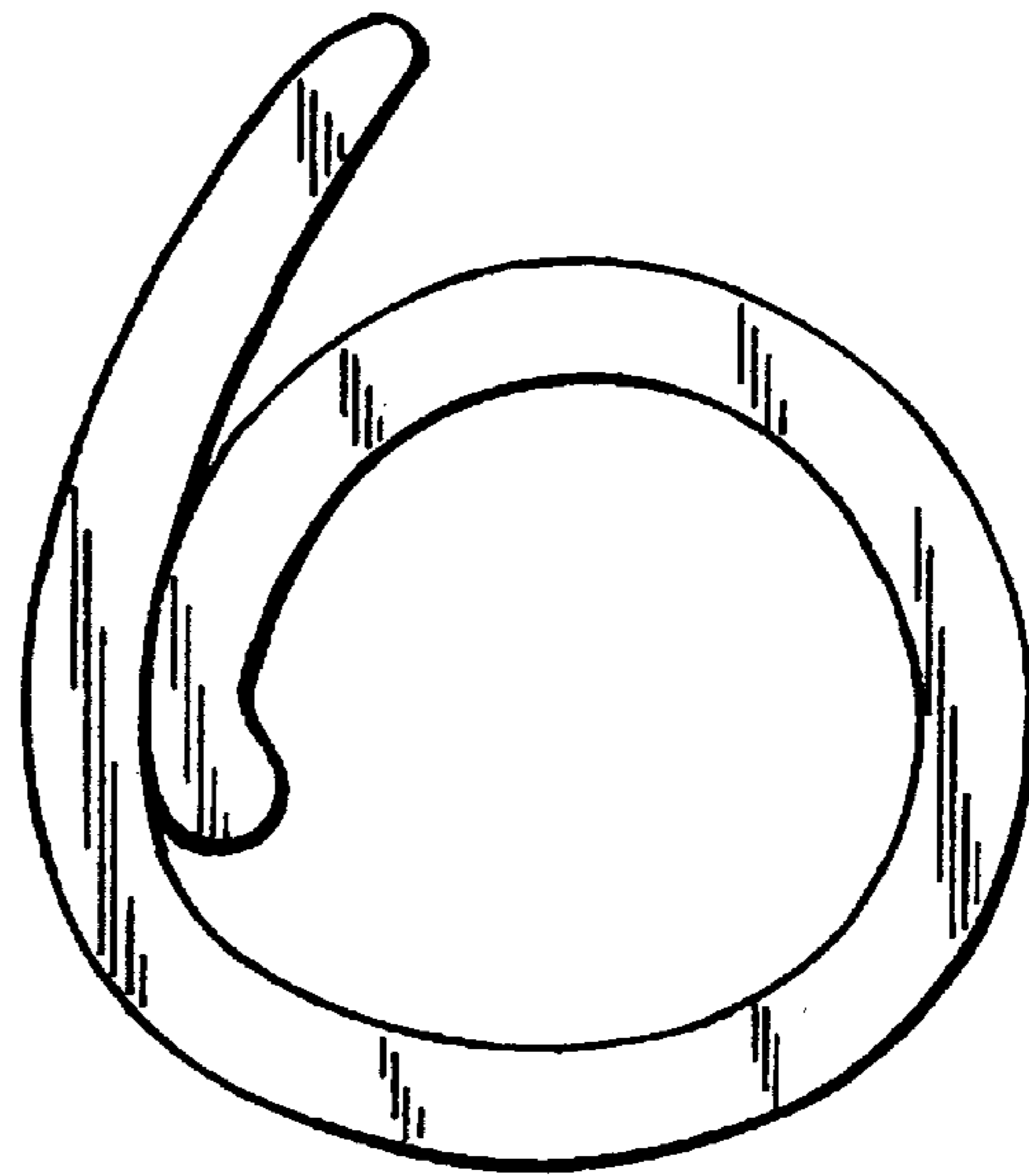


FIGURE 1



FIGURE 4




FIGURE 5



FIGURE 2