



US00D515398S

(12) **United States Design Patent**
Elwell

(10) **Patent No.:** **US D515,398 S**

(45) **Date of Patent:** **** Feb. 21, 2006**

(54) **HORIZONTAL FLAME DOOR HANDLE COVER**

(75) **Inventor:** **James P. Elwell, Johnston, IA (US)**

(73) **Assignee:** **Putco, Inc., Story City, IA (US)**

(**) **Term:** **14 Years**

(21) **Appl. No.:** **29/229,625**

(22) **Filed:** **May 10, 2005**

(51) **LOC (8) Cl.** **08-06**

(52) **U.S. Cl.** **D8/322; D8/305**

(58) **Field of Classification Search** **D8/302, D8/305, 306, 308-9, 314-318, 338, 499; D8/16/DIG. 18-19, 436, DIG. 40**

See application file for complete search history.

(56) **References Cited**

U.S. PATENT DOCUMENTS

D253,336 S * 11/1979 DeWindt D8/404

* cited by examiner

Primary Examiner—Stella Reid

Assistant Examiner—Jean E. McCormick

(74) *Attorney, Agent, or Firm*—McKee, Voorhees & Sease, P.L.C.

(57) **CLAIM**

We claim the ornamental design for a horizontal flame door handle cover, substantially as shown.

DESCRIPTION

FIG. 1 is a front elevation view of a horizontal flame door handle cover, showing our new design;

FIG. 2 is a top plan view thereof;

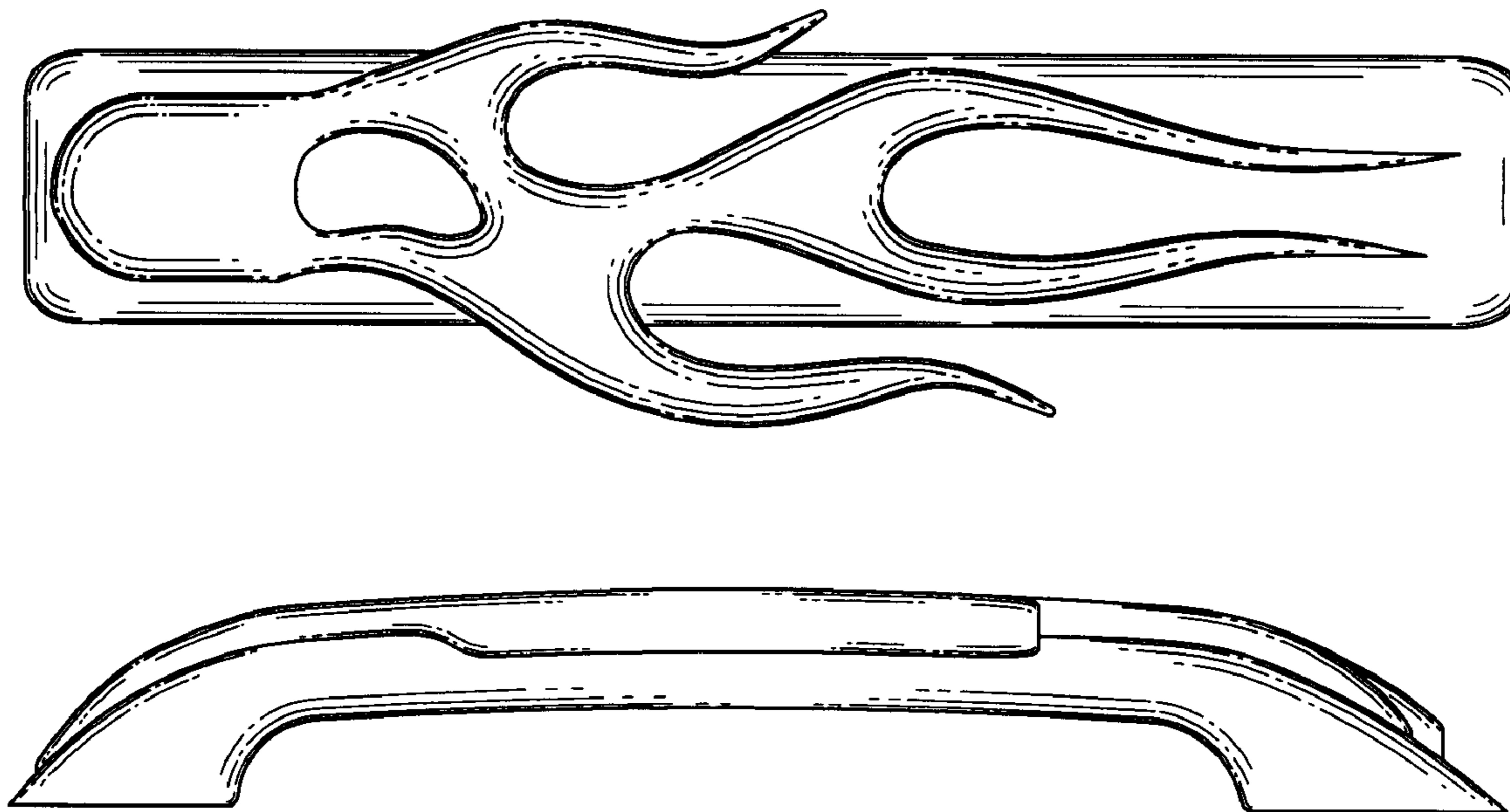
FIG. 3 is a bottom plan view thereof;

FIG. 4 is an end elevation view thereof;

FIG. 5 is the opposite end elevation view thereof; and

FIG. 6 is a rear elevation view thereof.

1 Claim, 1 Drawing Sheet






Fig. 1

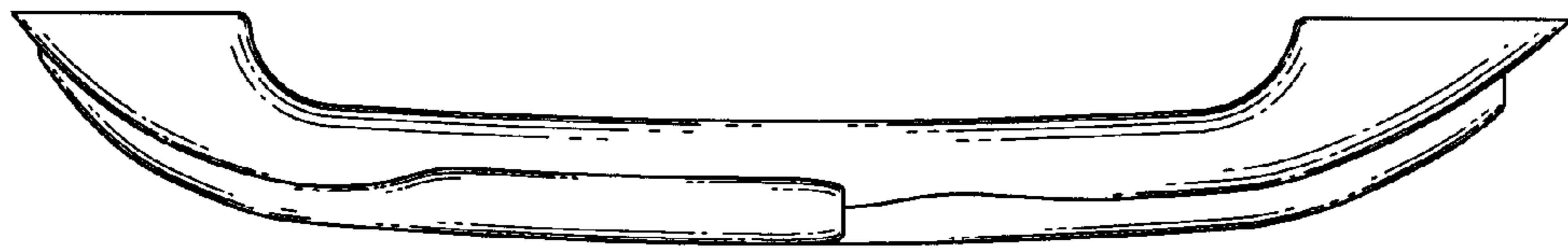


Fig. 2

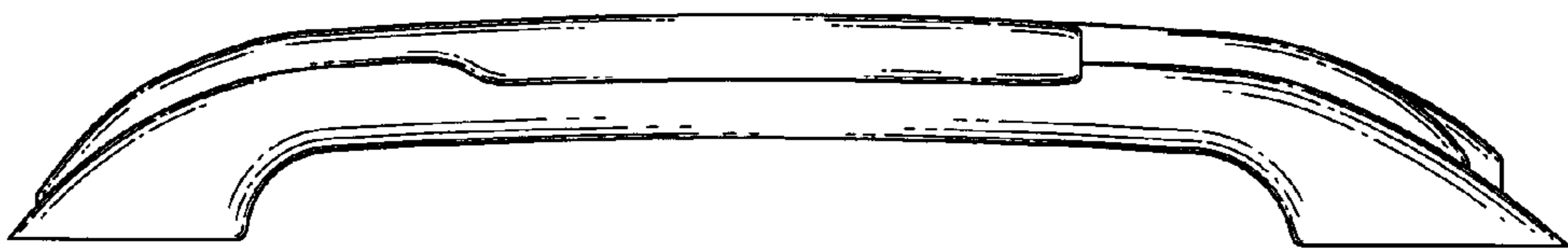


Fig. 3

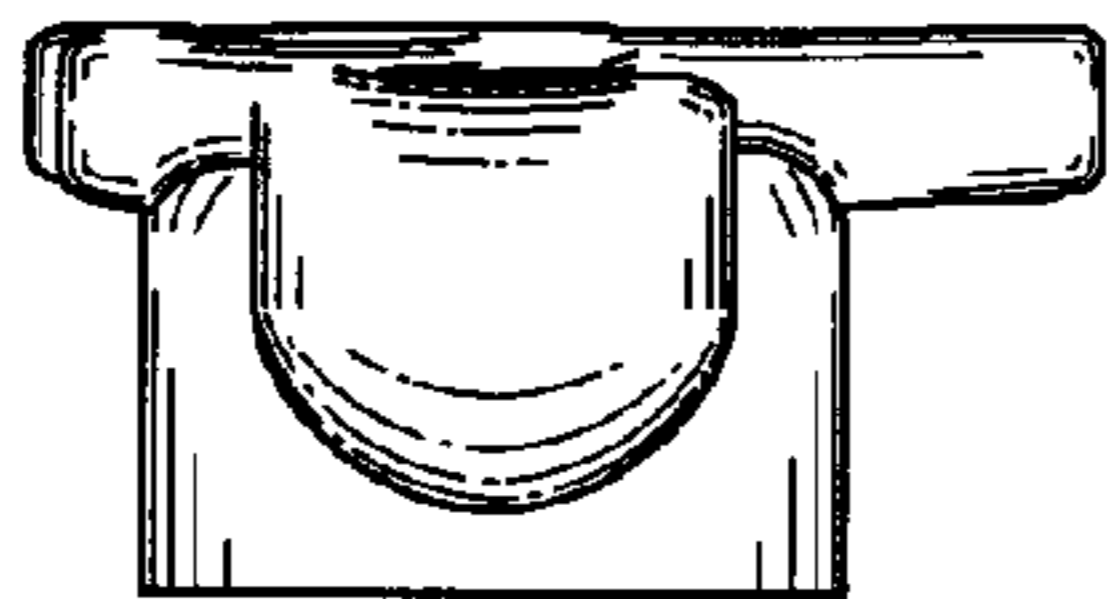


Fig. 4




Fig. 5




Fig. 6