



US00D515397S

(12) **United States Design Patent**
Elwell et al.

(10) **Patent No.: US D515,397 S**

(45) **Date of Patent: ** Feb. 21, 2006**

(54) **BONE DOOR HANDLE COVER**

D253,336 S * 11/1979 DeWindt D8/404
D414,396 S * 9/1999 Deibel D8/308

(75) Inventors: **James P. Elwell**, Johnston, IA (US);
Phillip D. Kolbo, Ames, IA (US)

* cited by examiner

(73) Assignee: **Putco, Inc.**, Story City, IA (US)

Primary Examiner—Stella Reid
Assistant Examiner—Jean E. McCormick

(**) Term: **14 Years**

(74) *Attorney, Agent, or Firm*—McKee, Voorhees & Sease,
P.L.C.

(21) Appl. No.: **29/221,499**

(57) **CLAIM**

(22) Filed: **Jan. 17, 2005**

We claim the ornamental design for a bone door handle cover, substantially as shown.

(51) **LOC (8) Cl.** **08-06**

(52) **U.S. Cl.** **D8/322; D8/305**

(58) **Field of Classification Search** D8/302,
D8/305, 306, 308-9, 314-318, 338, 499;
16/DIG. 18-19, 436, DIG. 40

See application file for complete search history.

DESCRIPTION

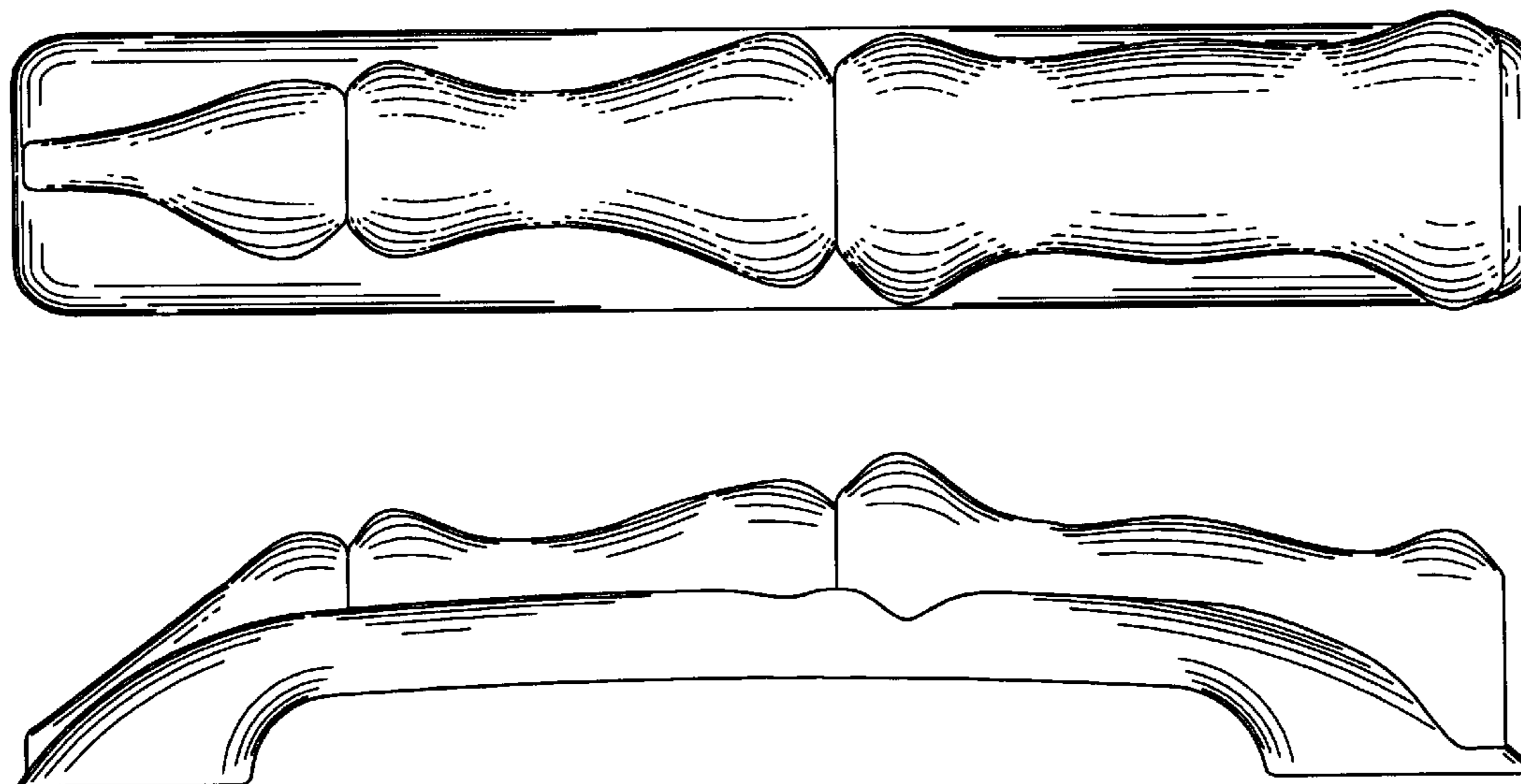
FIG. 1 is a top plan view of a bone door handle cover, showing our new design;
FIG. 2 is a side view thereof;
FIG. 3 is the opposite side view thereof;
FIG. 4 is an end view thereof;
FIG. 5 is the opposite end view thereof; and,
FIG. 6 is a bottom plan view thereof.

(56) **References Cited**

U.S. PATENT DOCUMENTS

D214,786 S * 7/1969 Meiluta D8/307
D215,276 S * 9/1969 Spargo D8/307

1 Claim, 1 Drawing Sheet



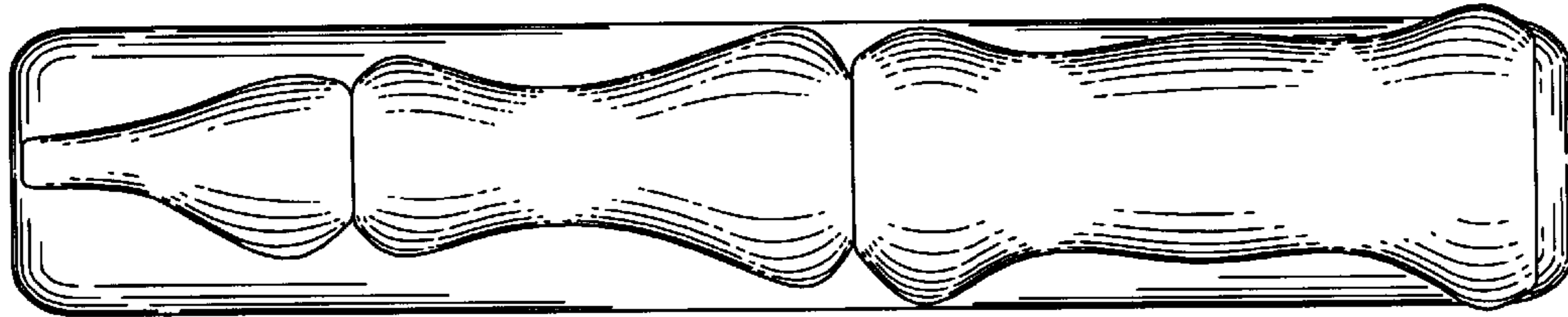


Fig. 1

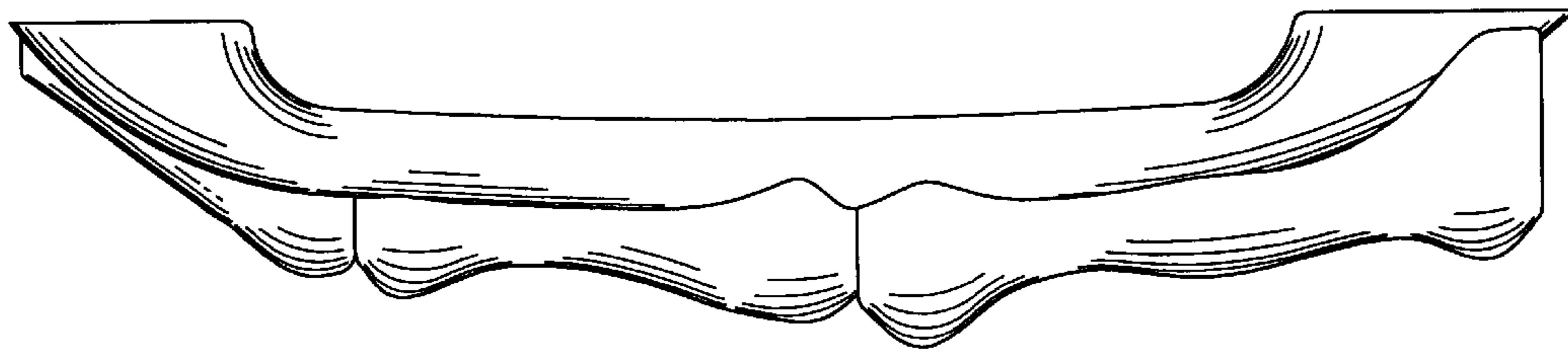


Fig. 2

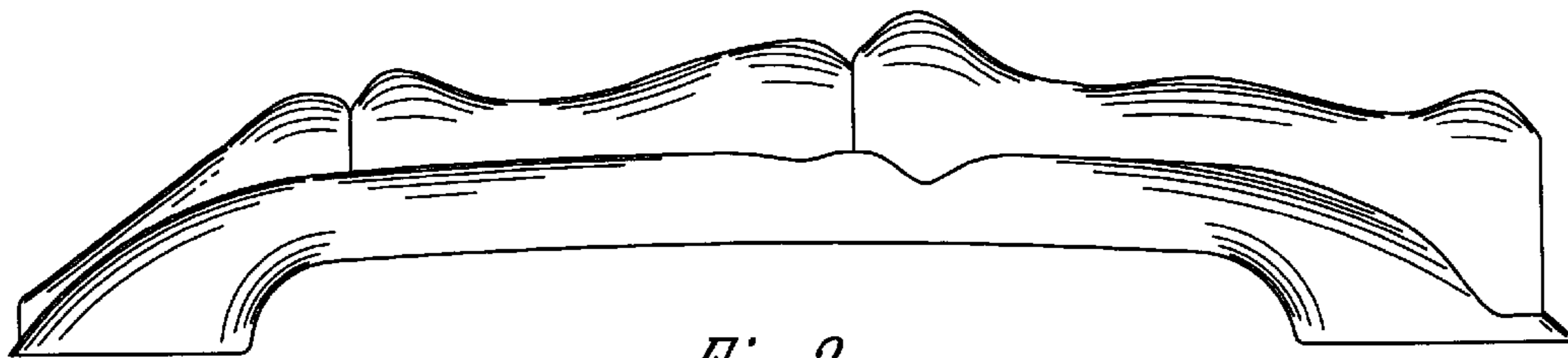


Fig. 3




Fig. 4

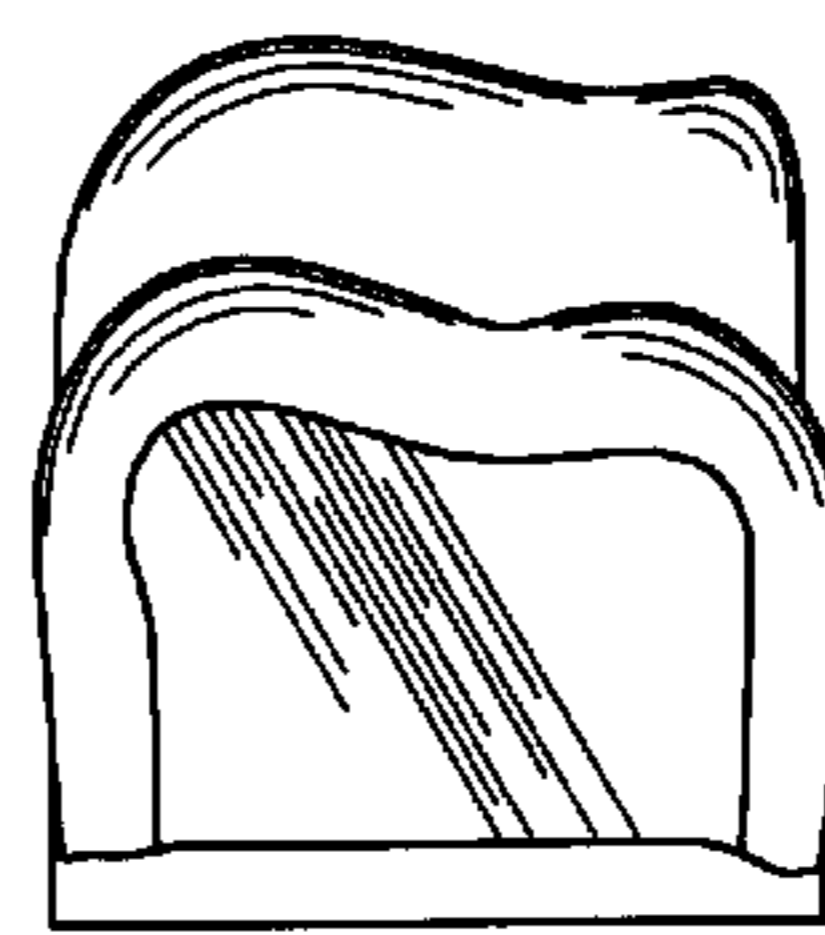


Fig. 5




Fig. 6