



US00D515394S

(12) **United States Design Patent**
Citterio

(10) **Patent No.:** **US D515,394 S**

(45) **Date of Patent:** **** Feb. 21, 2006**

(54) **FURNITURE HANDLE**

(75) **Inventor:** **Giancarlo Citterio, Milan (IT)**

(73) **Assignee:** **Citterio Giulio S.p.A. (IT)**

(**) **Term:** **14 Years**

(21) **Appl. No.:** **29/214,792**

(22) **Filed:** **Oct. 8, 2004**

(30) **Foreign Application Priority Data**

Jul. 27, 2004	(EM)	000169883-0011
Jul. 27, 2004	(EM)	000169883-0012
Jul. 27, 2004	(EM)	000169883-0013
Jul. 27, 2004	(EM)	000169883-0014
Jul. 27, 2004	(EM)	000169883-0010

(51) **LOC (8) Cl.** **08-01**

(52) **U.S. Cl.** **D8/300**

(58) **Field of Classification Search** D8/DIG. 9,
D8/DIG. 10, 107, 300-309, 315, 350, 393;
D23/250-252, 254; 16/110.1, 412-415, 430;
292/DIG. 30, 347, 336.3

See application file for complete search history.

(56) **References Cited**

U.S. PATENT DOCUMENTS

D65,416	S	*	8/1924	Marple	D8/308
D65,445	S	*	8/1924	Marple	D8/308
2,523,637	A	*	9/1950	Stanfield et al.	16/430
D174,549	S	*	4/1955	Gulliksen	D8/314

D181,607	S	*	12/1957	Reinecke	D8/314
3,277,769	A	*	10/1966	Lippmeier	411/394
D227,737	S	*	7/1973	Chasen	D8/307
D237,275	S	*	10/1975	Landell	D23/252
D429,991	S	*	8/2000	Short	D8/307
D431,445	S	*	10/2000	Short	D8/316
D451,782	S	*	12/2001	Dewald	D8/317
D465,701	S	*	11/2002	Epstein et al.	D7/395
D499,630	S	*	12/2004	Roberts, III	D8/301

* cited by examiner

Primary Examiner—Stella Reid

Assistant Examiner—Jean E. McCormick

(74) *Attorney, Agent, or Firm*—Lerner, David, Littenberg,
Krumholz & Mentlik, LLP

(57) **CLAIM**

I claim the ornamental design for a furniture handle, as shown and described.

DESCRIPTION

FIG. 1 is a top plan view of a furniture handle showing my new design;

FIG. 2 is a right side elevational view thereof;

FIG. 3 is a left side elevational view thereof;

FIG. 4 is a rear, elevational view thereof;

FIG. 5 is a front, elevational view thereof; and,

FIG. 6 is a bottom plan view thereof.

The broken line showing in the views is for illustrative purposes only and forms no part of the claimed design.

1 Claim, 1 Drawing Sheet

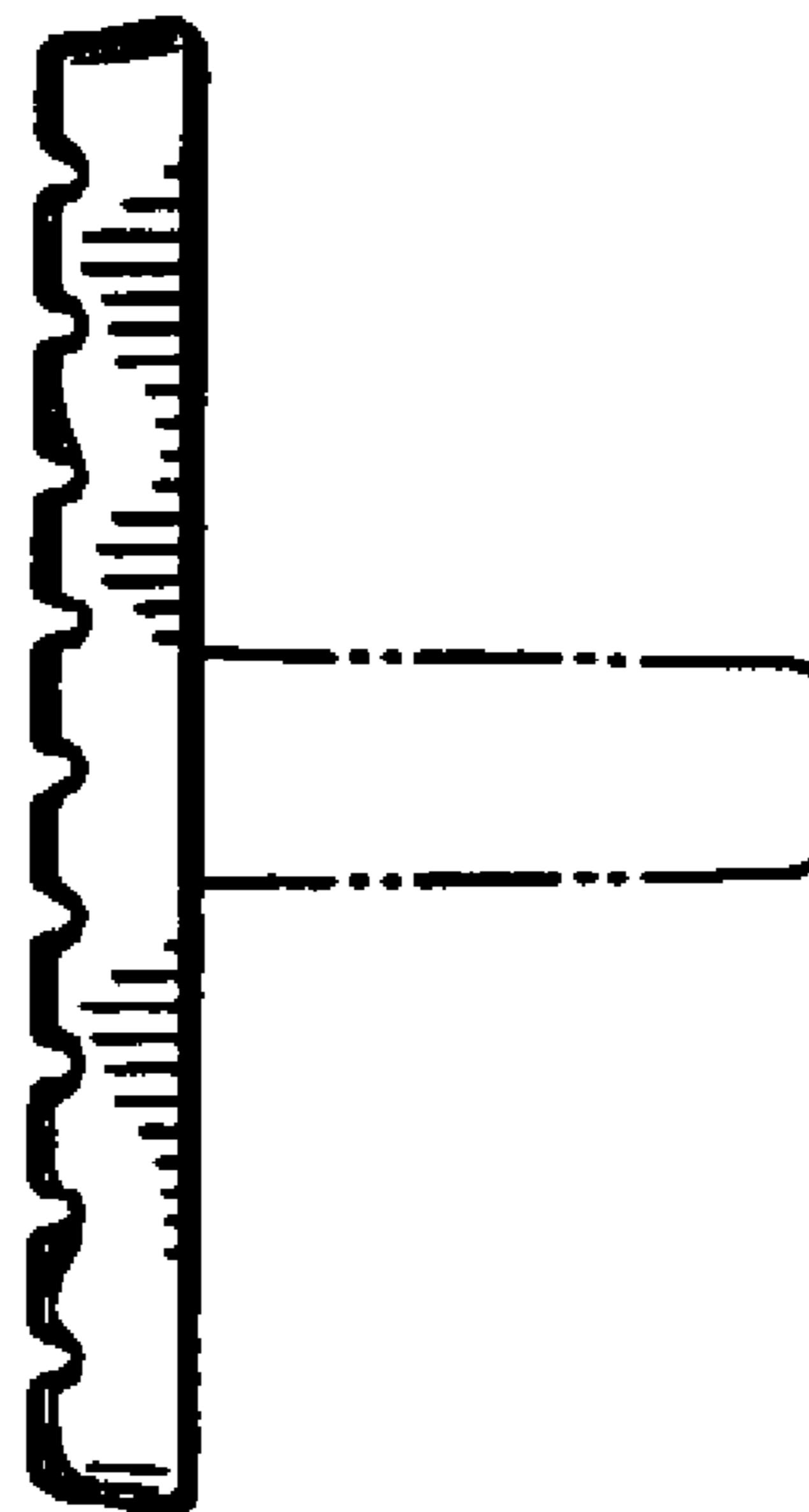



FIG. 4



FIG. 3

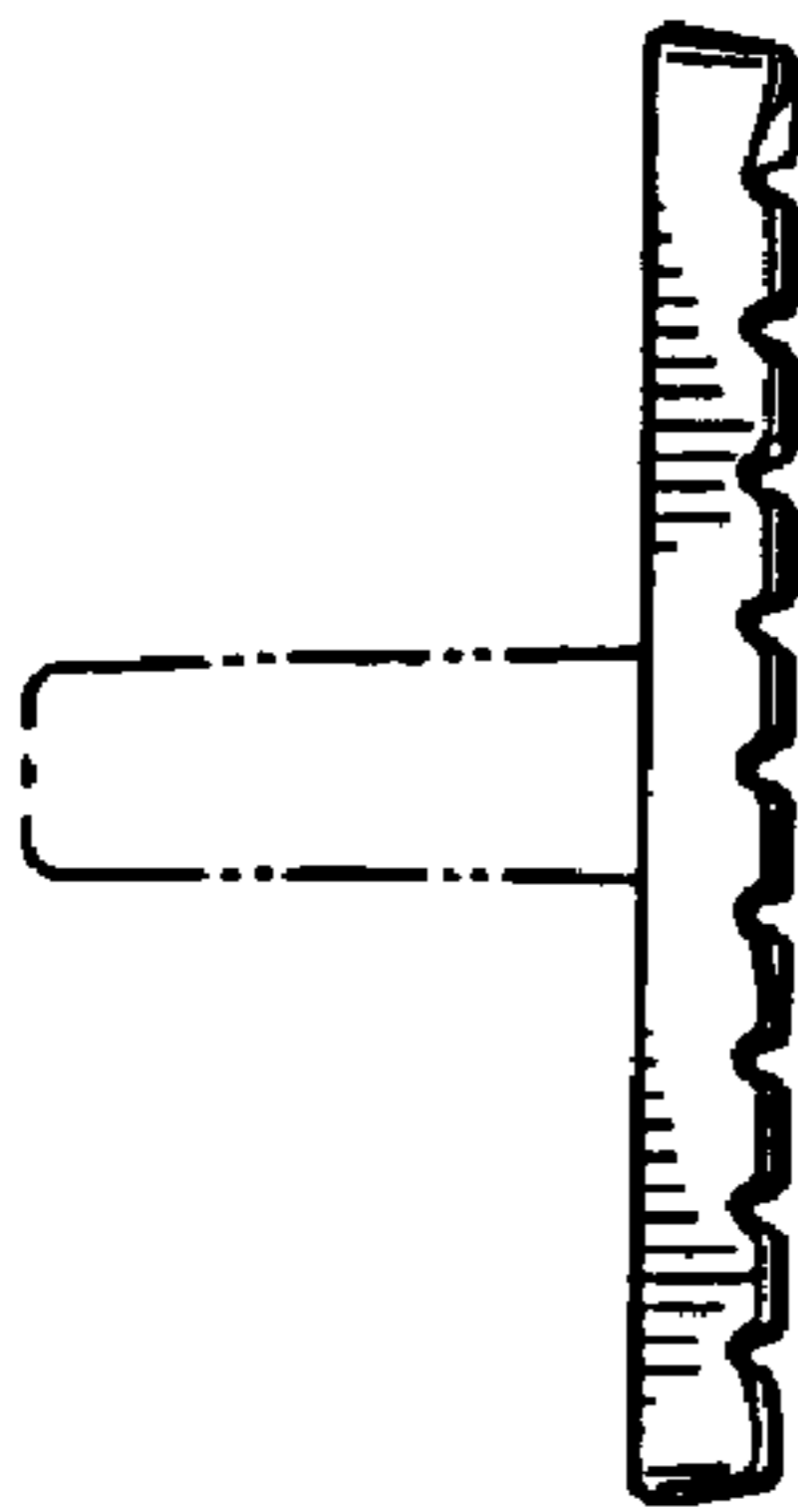


FIG. 1




FIG. 2

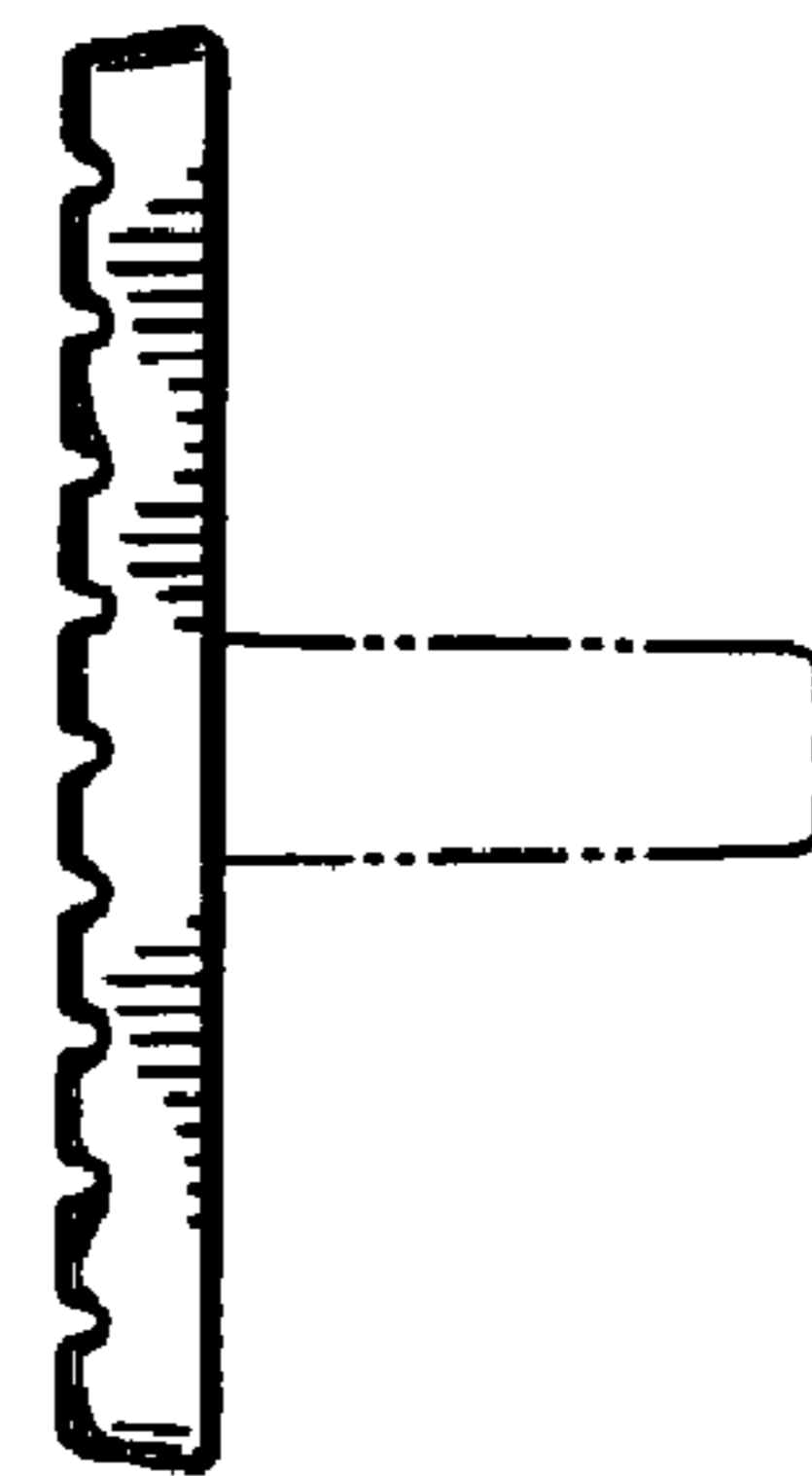


FIG. 5

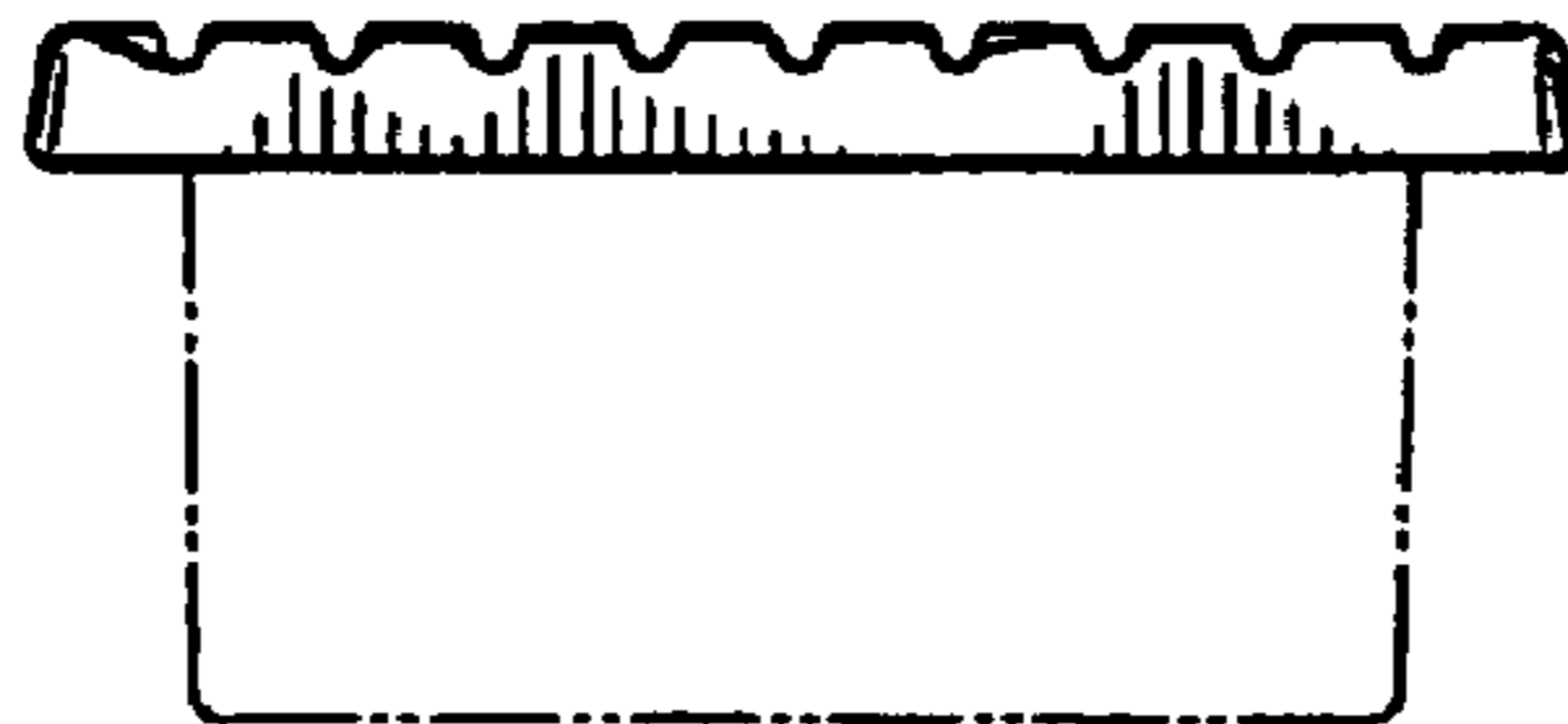


FIG. 6

