



US00D515386S

(12) **United States Design Patent**
Noniewicz et al.

(10) **Patent No.:** **US D515,386 S**
(45) **Date of Patent:** **** Feb. 21, 2006**

(54) **CLAMPING PLIERS WITH A PISTOL HANDLE**

(75) Inventors: **Zbigniew Noniewicz**, Kempenich (DE);
Klemens Degen, Weibern (DE)

(73) Assignee: **wolcraft GmbH**, Kempenich (DE)

(**) Term: **14 Years**

(21) Appl. No.: **29/193,395**

(22) Filed: **Nov. 7, 2003**

(30) **Foreign Application Priority Data**

May 10, 2003 (DE) 4 03 03 538

(51) **LOC (8) Cl.** **08-05**

(52) **U.S. Cl.** **D8/72**

(58) **Field of Classification Search** D8/71-74,
D8/52, 54; 81/320, 325, 328, 300, 302, 314,
81/323, 324, 418, 421, 338, 392; 269/6
See application file for complete search history.

(56) **References Cited**

U.S. PATENT DOCUMENTS

D433,318 S * 11/2000 Chang D8/395

D457,409 S	*	5/2002	Noniewicz	D8/72
D479,787 S	*	9/2003	Degen	D8/72
D481,921 S	*	11/2003	Ben-Gigi	D8/72
D485,481 S	*	1/2004	Wolff	D8/72
D487,688 S	*	3/2004	Brass et al.	D8/72

* cited by examiner

Primary Examiner—Doris Clark

Assistant Examiner—John Windmuller

(74) *Attorney, Agent, or Firm*—Michael S. Leonard;
Everest Intellectual Property Law Group

(57) **CLAIM**

We claim the ornamental design for a clamping pliers with a pistol handle, as shown and described.

DESCRIPTION

FIG. 1 is a right side elevational view of a clamping pliers with a pistol handle showing our new design; FIG. 2 is a front elevational view thereof; FIG. 3 is a left side elevational view thereof; FIG. 4 is a rear elevational view thereof; FIG. 5 is a bottom plan view thereof; and, FIG. 6 is a top plan view thereof.

1 Claim, 5 Drawing Sheets

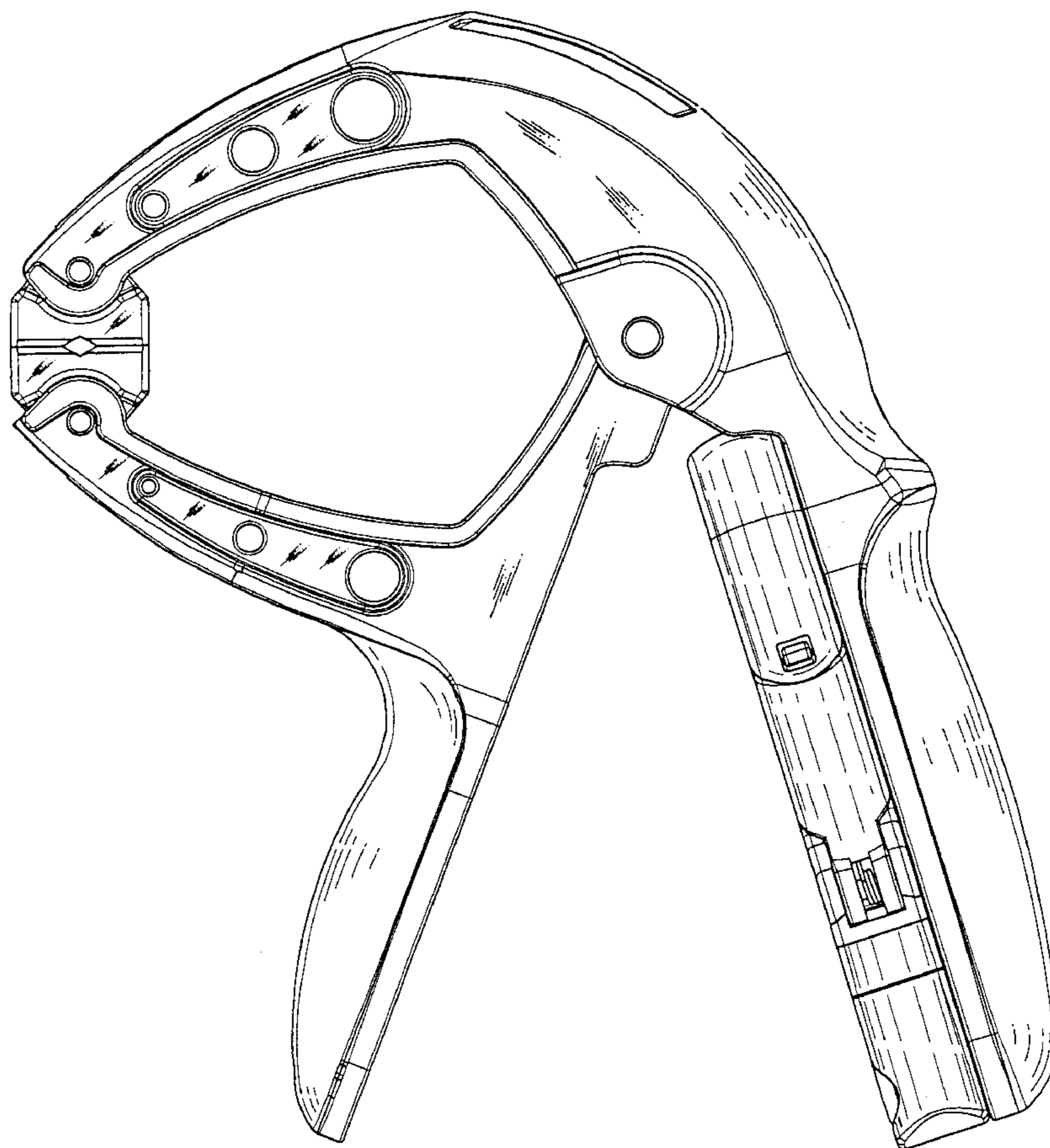


Fig. 1

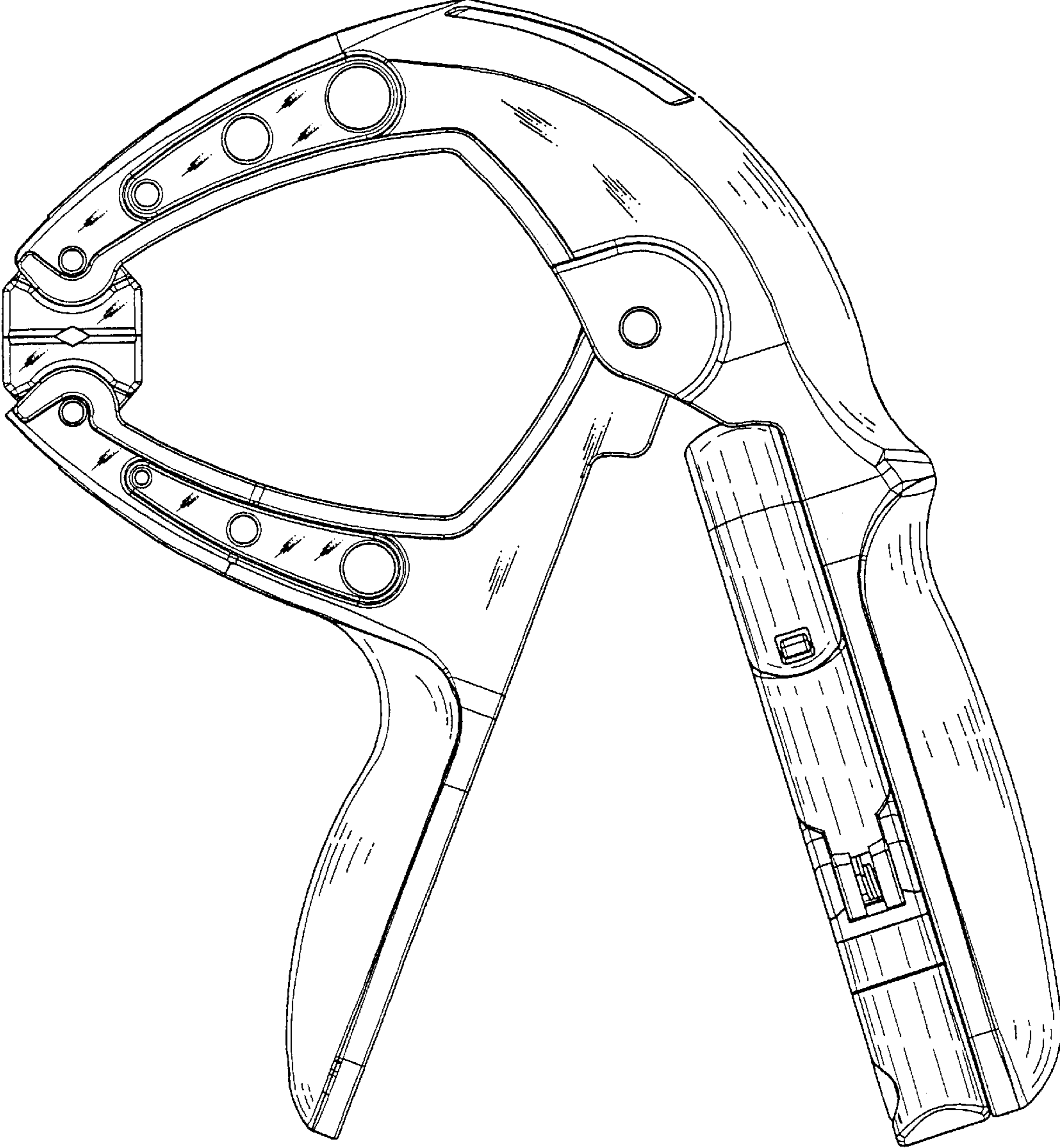


Fig. 2

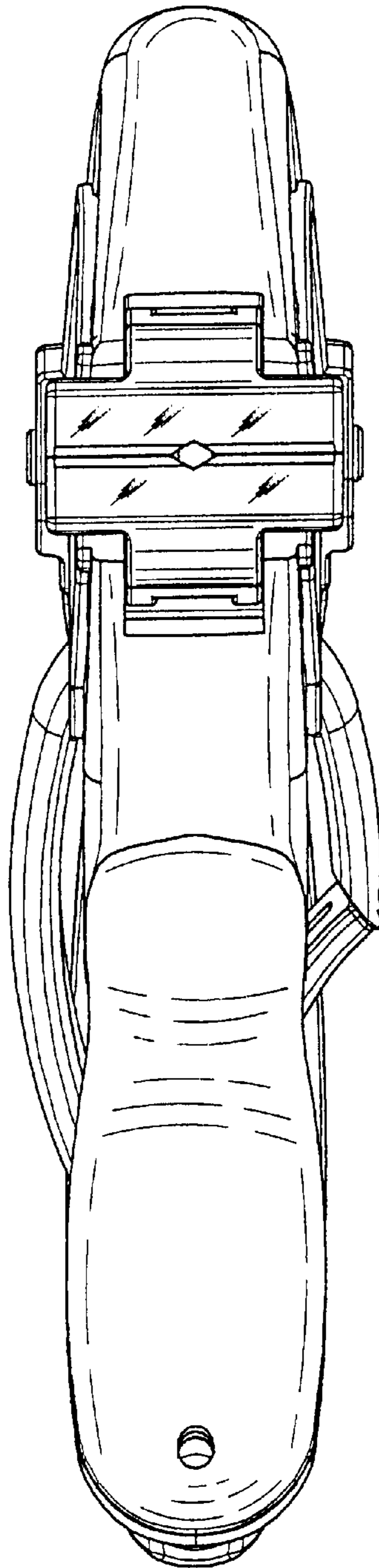


Fig. 3

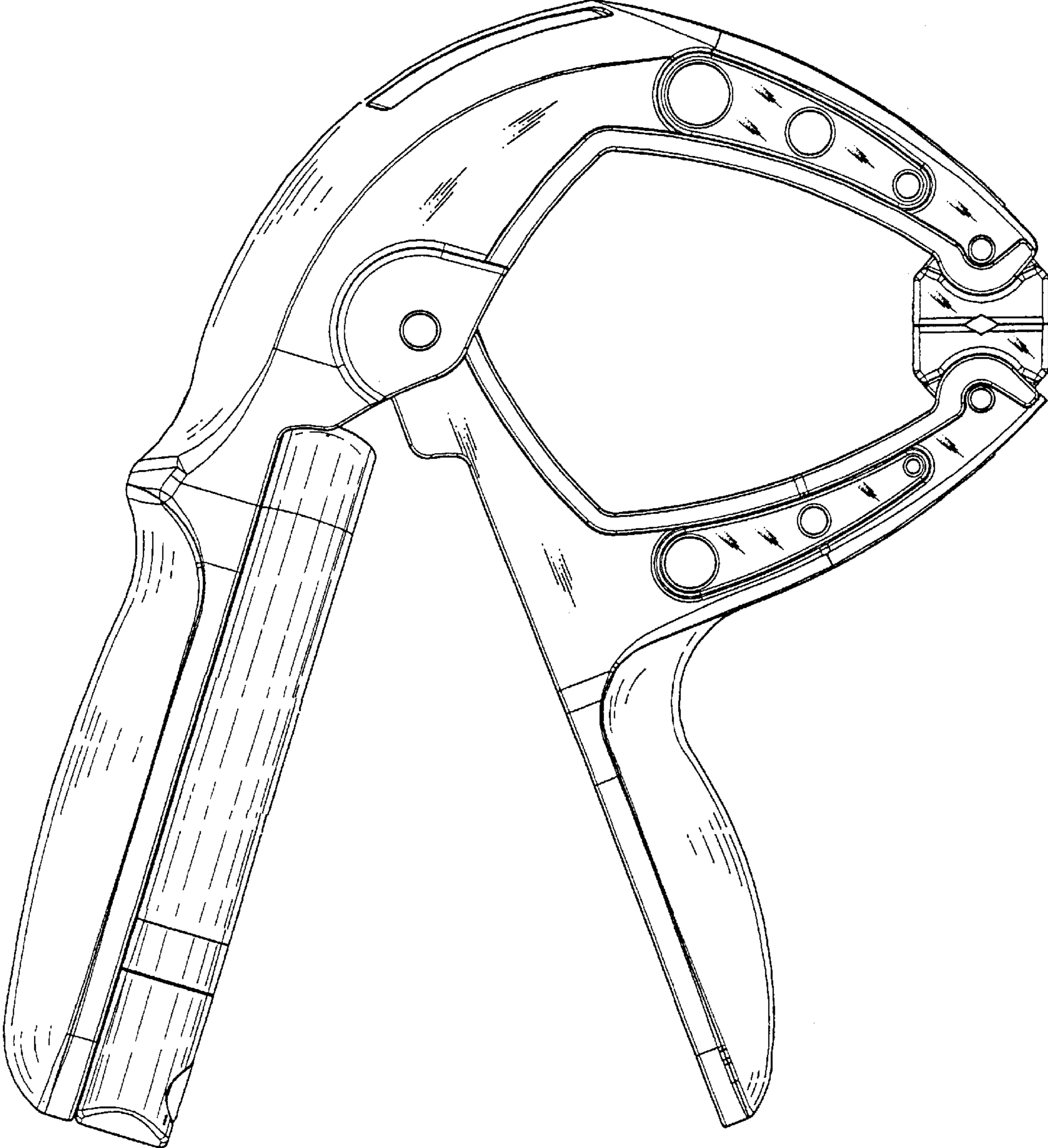


Fig. 4




Fig. 5

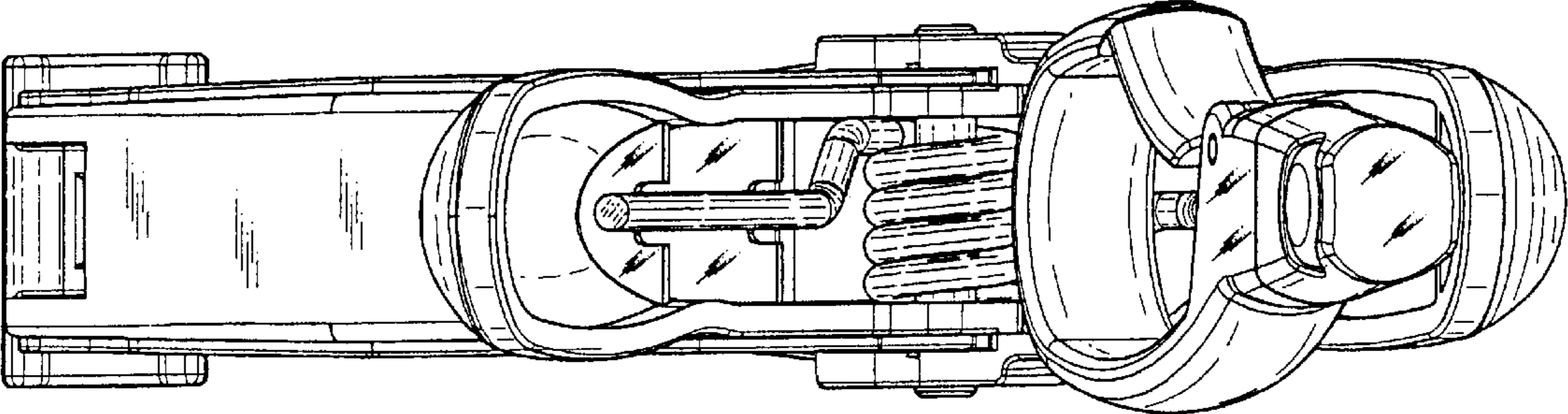


Fig. 6

