



US00D515370S

(12) **United States Design Patent**  
**Huegel**

(10) **Patent No.:** **US D515,370 S**  
(45) **Date of Patent:** **\*\* Feb. 21, 2006**

(54) **LANDSCAPING MAT**

(76) **Inventor:** **Kevin J. Huegel**, 4708 Chadwick Rd.  
#5, Cedar Falls, IA (US) 50613-7929

(\*\*) **Term:** **14 Years**

(21) **Appl. No.:** **29/210,917**

(22) **Filed:** **Aug. 9, 2004**

(51) **LOC (8) Cl.** ..... **08-01**

(52) **U.S. Cl.** ..... **D8/1**

(58) **Field of Classification Search** ..... D8/1;  
D6/592; 47/20.1, 32, 32.4

See application file for complete search history.

(56) **References Cited**

**U.S. PATENT DOCUMENTS**

1,130,545 A	3/1915	Scott	
3,305,969 A *	2/1967	Mattson	47/32
3,727,347 A	4/1973	Barnes	
D283,003 S	3/1986	McKinley	
4,858,378 A *	8/1989	Helmy	47/33
5,005,001 A *	4/1991	Cordery	340/551
5,323,557 A	6/1994	Sonntag	

5,396,731 A	3/1995	Byrne	
5,522,176 A	6/1996	Suttle	
5,528,855 A	6/1996	Kapphahn	
5,605,009 A *	2/1997	Elder	47/32
D419,042 S *	1/2000	Price	D8/1
D440,833 S *	4/2001	Tanner	D8/1

\* cited by examiner

*Primary Examiner*—Holly H. Baynham

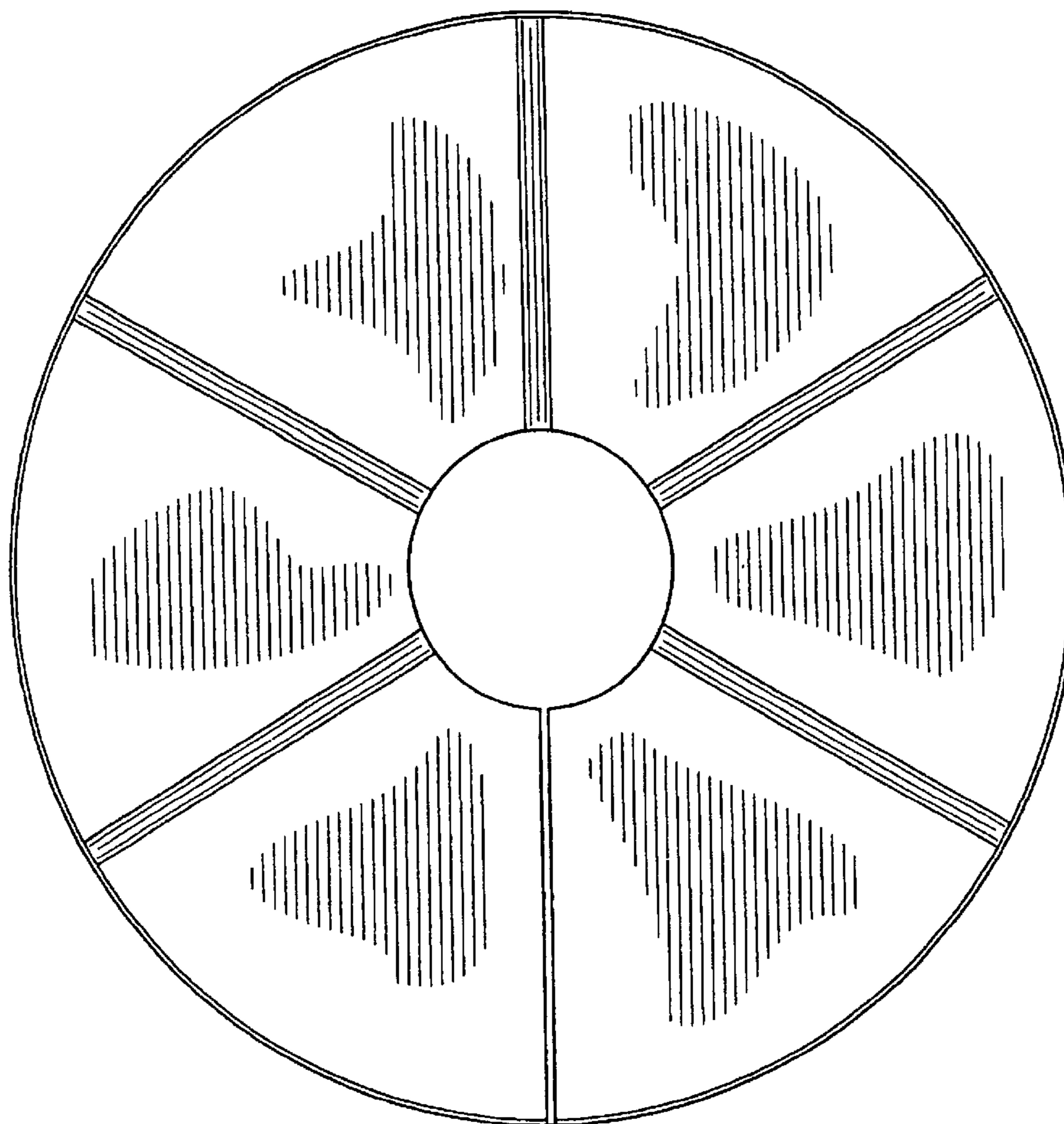
(57) **CLAIM**

The ornamental design for a landscaping mat, as shown and described.

**DESCRIPTION**

FIG. 1 is top view of a landscaping mat showing my new design;  
FIG. 2 is a bottom view of the landscaping mat;  
FIG. 3 is a side view of the landscaping mat;  
FIG. 4 is a front view of the landscaping mat;  
FIG. 5 is a back view of the landscaping mat; and,  
FIG. 6 is a perspective view of the landscaping mat.  
The tree shown in dotted lines in FIG. 6 is for illustrative purposes only and forms no part of the claimed invention.

**1 Claim, 3 Drawing Sheets**



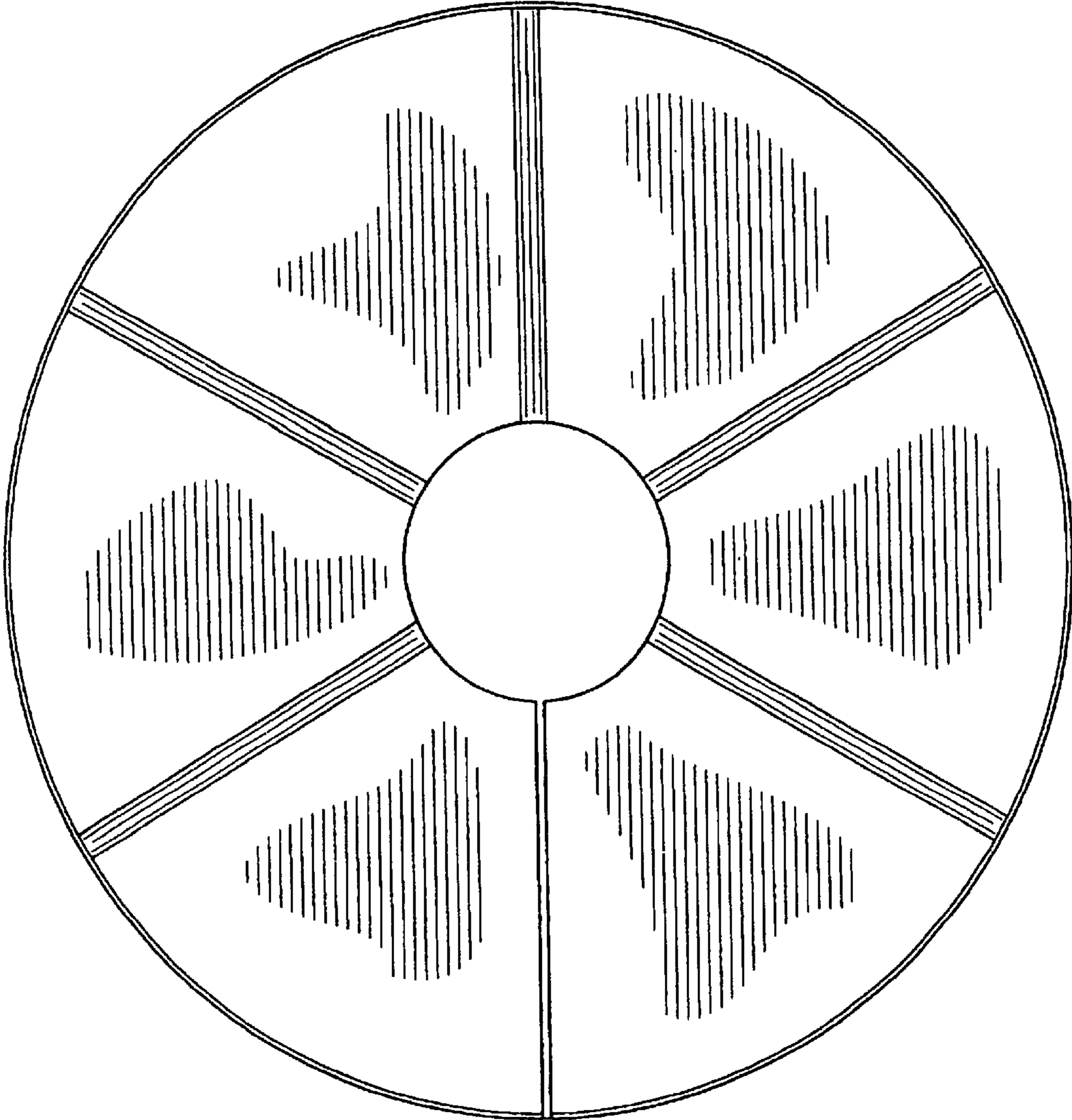


FIG. 1

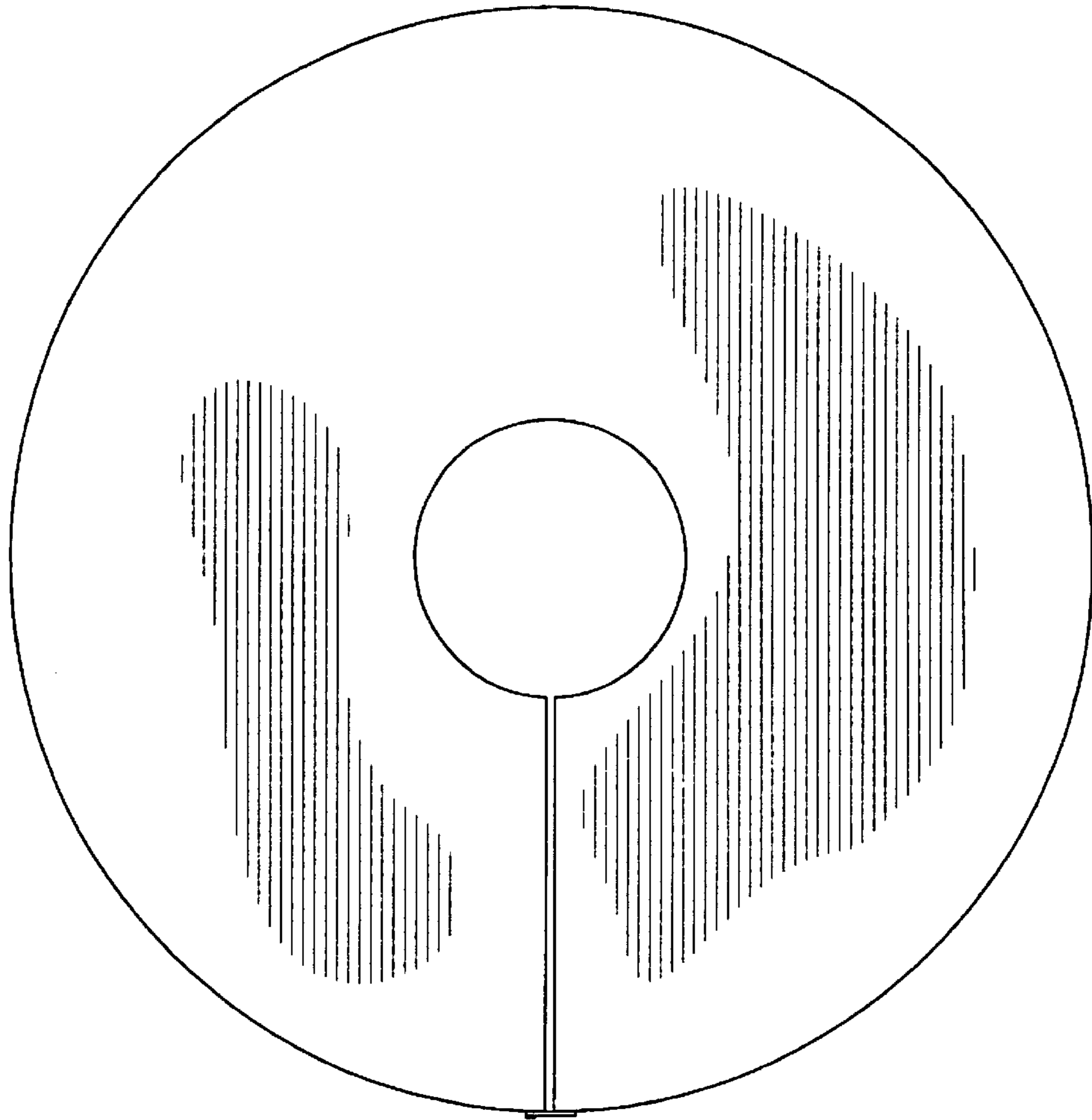


FIG. 2

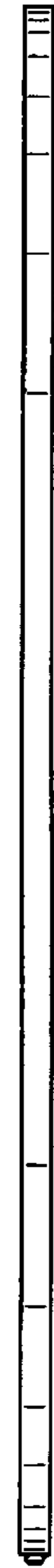


FIG. 3

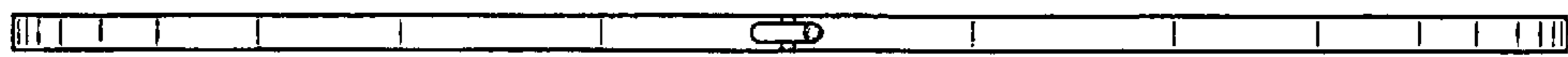


FIG. 4



FIG. 5

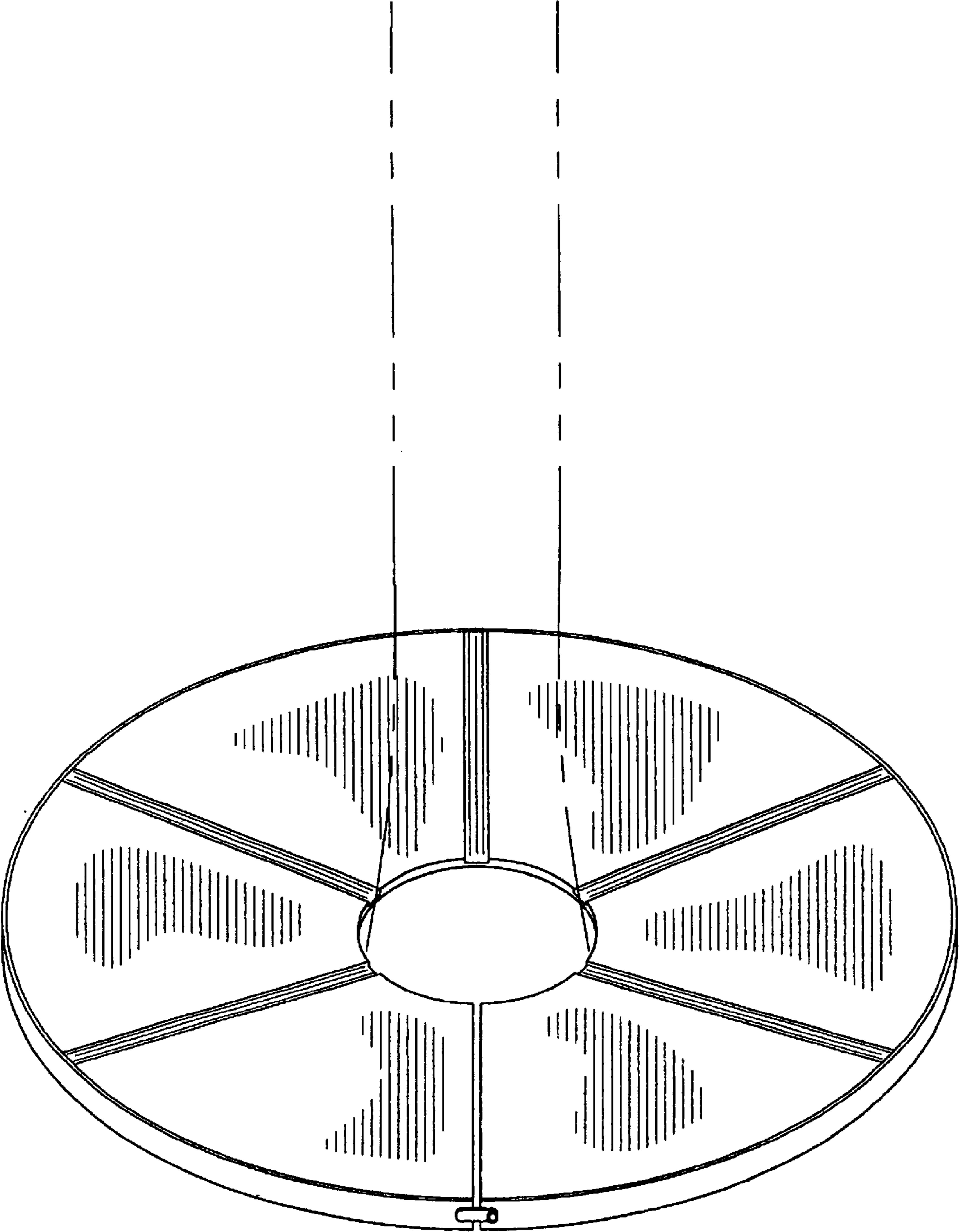


FIG. 6