



US00D515369S

(12) **United States Design Patent**  
**Bertulis**

(10) **Patent No.:** **US D515,369 S**

(45) **Date of Patent:** **\*\* Feb. 21, 2006**

(54) **TONGS**

(75) **Inventor:** **Eugenia M. Bertulis**, Seattle, WA (US)

(73) **Assignee:** **Progressive International, Corp.**,  
Kent, WA (US)

(\*\*) **Term:** **14 Years**

(21) **Appl. No.:** **29/209,605**

(22) **Filed:** **Jul. 19, 2004**

(51) **LOC (8) Cl.** ..... **07-06**

(52) **U.S. Cl.** ..... **D7/686**

(58) **Field of Classification Search** ..... D7/683,  
D7/686, 687, 665-668, 393; 294/1.1, 3, 8.5,  
294/11, 16, 99.1, 99.2, 118, 119  
See application file for complete search history.

(56) **References Cited**

**U.S. PATENT DOCUMENTS**

D5,348 S \* 11/1871 Ervien ..... D7/686  
D236,416 S \* 8/1975 Davis ..... D7/686

3,981,527 A \* 9/1976 Ciano ..... 294/99.2  
D253,803 S \* 1/1980 Daenen ..... D7/686  
D255,089 S \* 5/1980 Walker ..... D7/686  
D319,373 S \* 8/1991 Kosurko ..... D7/686  
D481,915 S \* 11/2003 Mezger-Boehringer ..... D7/686

\* cited by examiner

*Primary Examiner*—Terry A Wallace

(74) *Attorney, Agent, or Firm*—Black Lowe & Graham  
PLLC

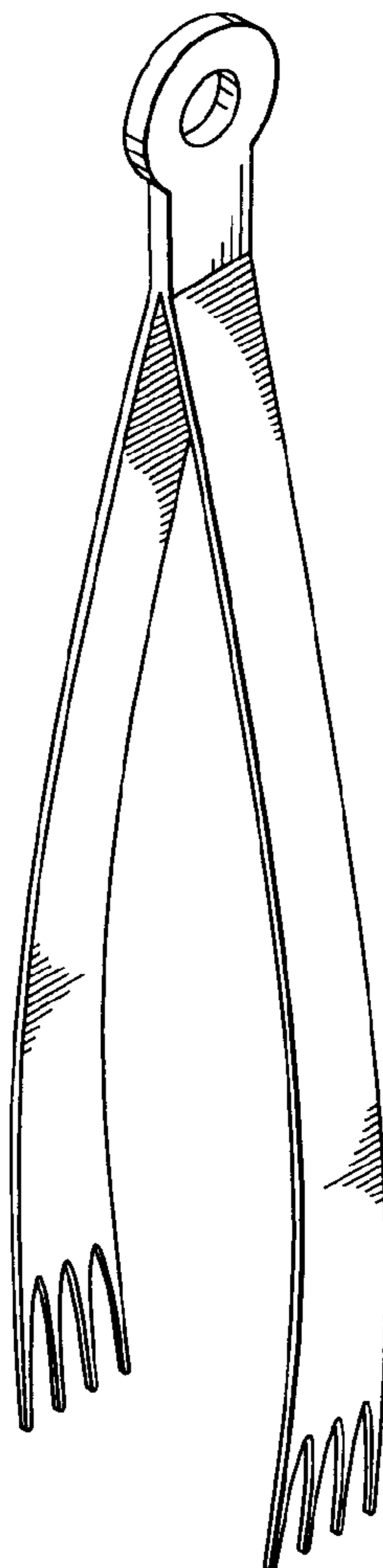
(57) **CLAIM**

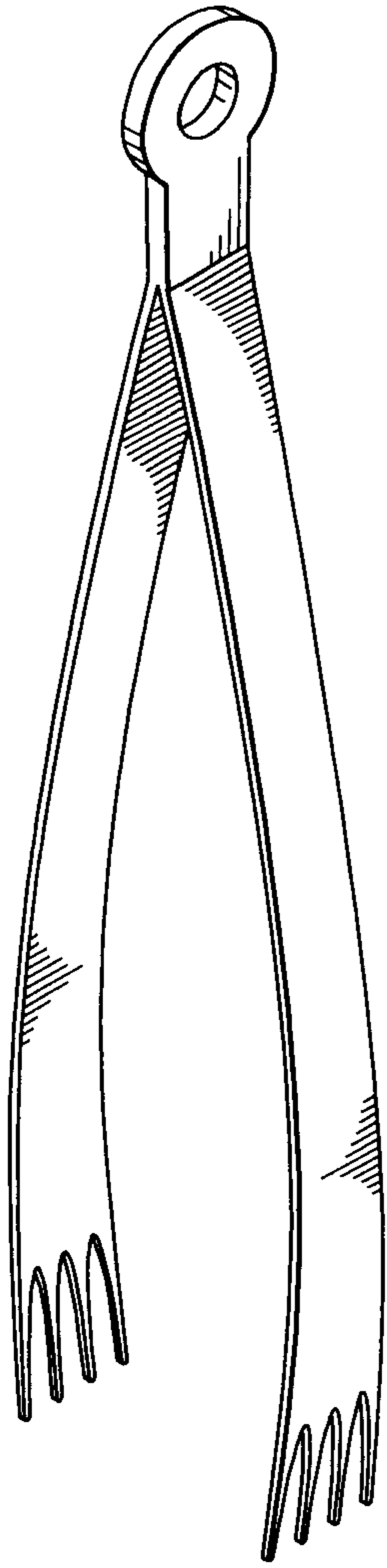
The ornamental design for a tongs, as shown and described.

**DESCRIPTION**

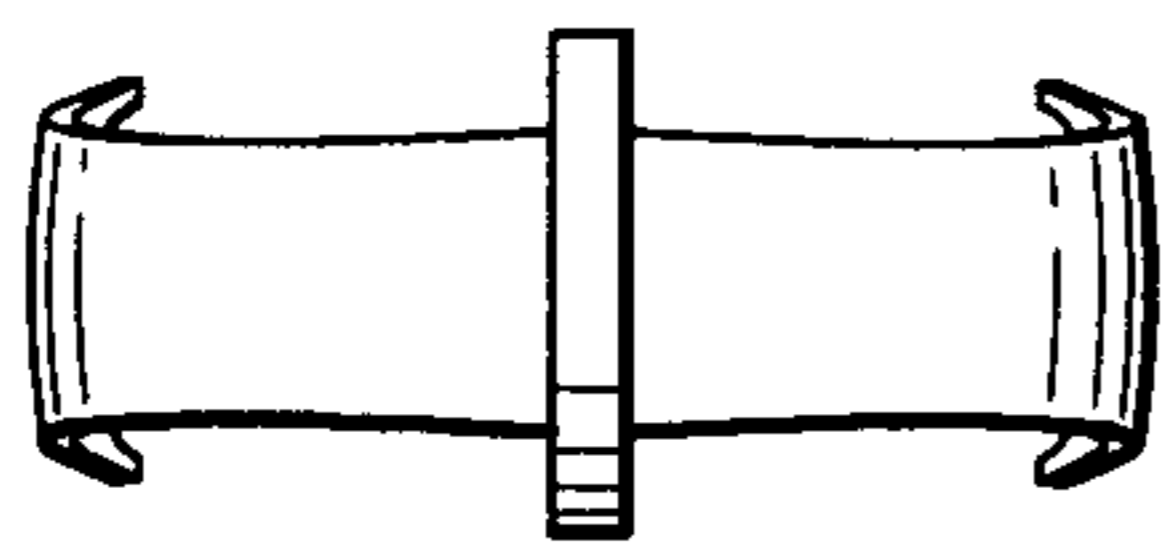
FIG. 1 is a perspective view of the tongs;  
FIG. 2 is top view of the tongs;  
FIG. 3 is a bottom view of the tongs;  
FIG. 4 is a front view of the tongs; and,  
FIG. 5 is a left side view of the tongs, the right side view  
being a mirror image.

**1 Claim, 1 Drawing Sheet**

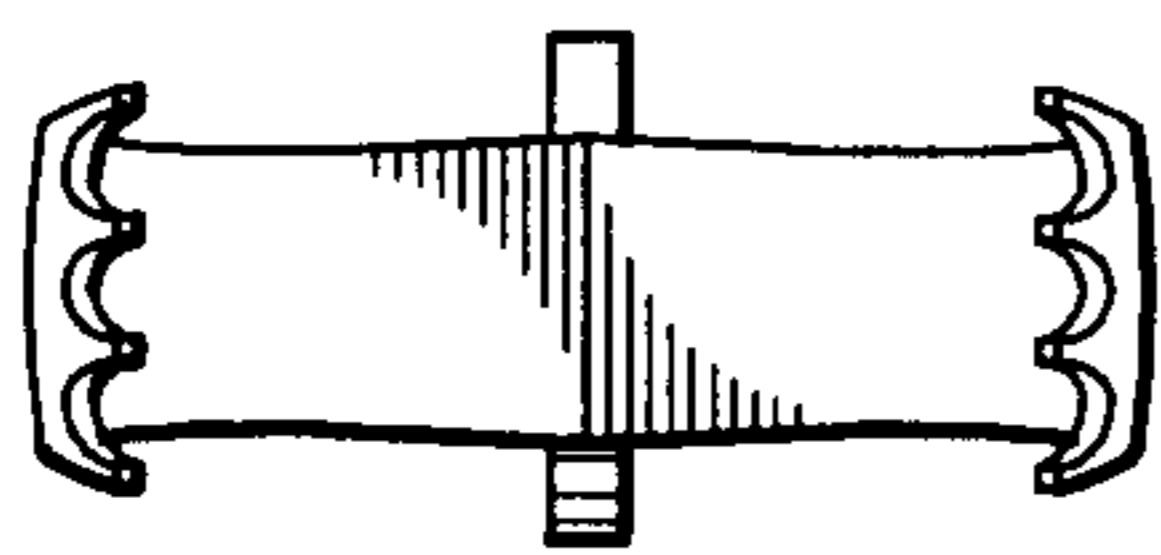




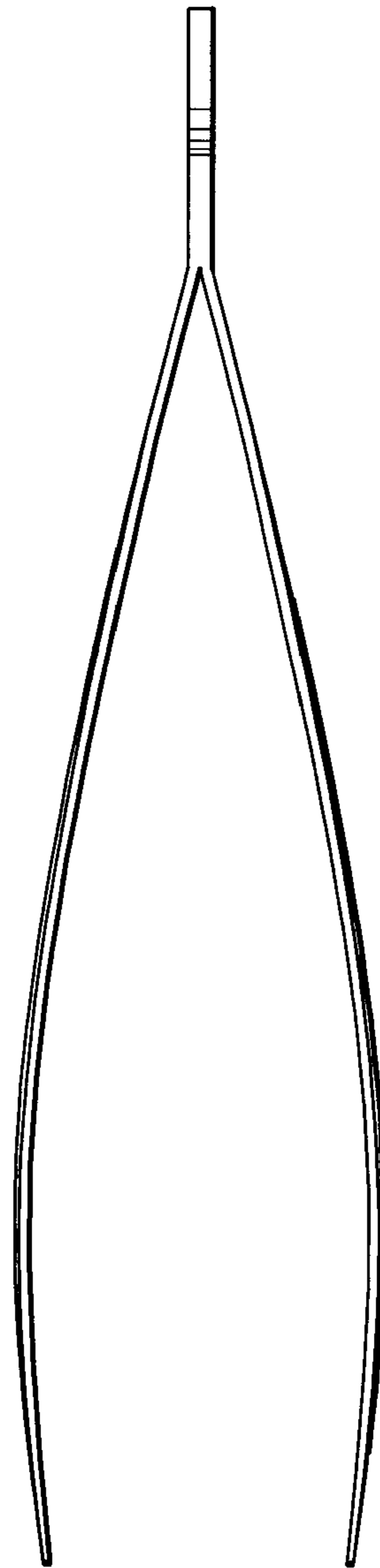
*FIG. 1*



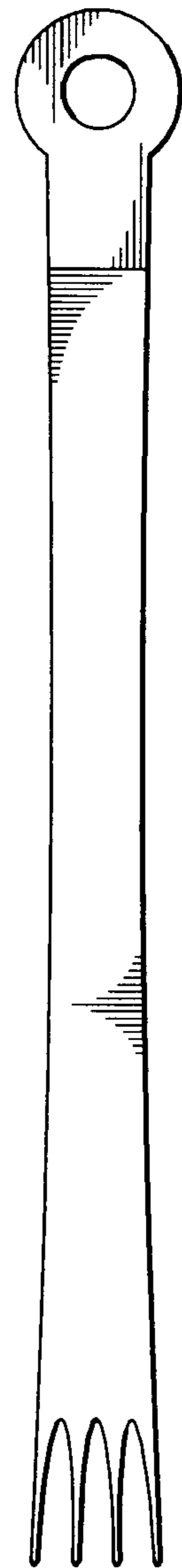
*FIG. 2*



*FIG. 3*



*FIG. 4*



*FIG. 5*