



US00D515359S

(12) **United States Design Patent**  
**Andrews**

(10) **Patent No.: US D515,359 S**  
(45) **Date of Patent: \*\* Feb. 21, 2006**

(54) **DRINKING GLASS**

(75) Inventor: **Richard Andrews**, London (GB)

(73) Assignee: **Urban Bar Limited**, London (GB)

(\*\*) Term: **14 Years**

(21) Appl. No.: **29/220,121**

(22) Filed: **Dec. 23, 2004**

(51) **LOC (8) Cl. .... 07-01**

(52) **U.S. Cl. .... D7/524; D7/523**

(58) **Field of Classification Search** ..... D7/396.2,  
D7/509, 523, 524, 537, 528, 522, 507; D34/1;  
D11/146; 362/565, 101; 472/71; 65/109,  
65/DIG. 1; 206/519; 215/378, 377, 374, 10,  
215/372; 220/737, 675, 703, DIG. 1, 608,  
220/719, 630

See application file for complete search history.

D226,443 S	*	3/1973	Achenbach	.....	D7/523
D248,004 S	*	5/1978	Simpson	.....	D7/524
D264,035 S	*	4/1982	Sarpaneva	.....	D7/537
D266,725 S	*	11/1982	Sarpaneva	.....	D7/537
D324,973 S	*	3/1992	Slagerman	.....	D7/507
D406,986 S	*	3/1999	Lewis	.....	D7/558
D407,947 S	*	4/1999	Barth	.....	D7/522
D448,619 S	*	10/2001	Pau	.....	D7/503
D458,083 S	*	6/2002	Kerman	.....	D7/537
D459,633 S	*	7/2002	Kerman	.....	D7/525
D464,231 S	*	10/2002	Crowley	.....	D7/396.2
D474,648 S	*	5/2003	Dimeo	.....	D7/528

\* cited by examiner

*Primary Examiner*—M. N. Pandozzi

(74) *Attorney, Agent, or Firm*—Kramer, Levin, Naftalis & Frankel LLP

(57) **CLAIM**

The ornamental design for a drinking glass, as shown and described.

(56) **References Cited**


**U.S. PATENT DOCUMENTS**

D80,021 S	*	12/1929	Dithridge	.....	D7/524
D108,748 S	*	3/1938	Kostellow	.....	D7/524
2,143,027 A	*	1/1939	Perry	.....	215/374
D124,555 S	*	1/1941	Platt	.....	D7/524
D136,684 S	*	11/1943	Kearney	.....	D7/524
D138,638 S	*	8/1944	Erbe	.....	D7/524
D140,643 S	*	3/1945	Pertz	.....	D7/524
D168,409 S	*	12/1952	Kell	.....	D7/524
D179,013 S	*	10/1956	Kimble	.....	D7/537
3,185,331 A	*	5/1965	Loffelhardt	.....	215/10

**DESCRIPTION**

FIG. 1 is a perspective view of the new drinking glass according to the embodiment of the present invention; FIG. 2 is a side view of the new drinking glass according to the embodiment of the present invention; FIG. 3 is a top view of the new drinking glass according to the embodiment of the present invention; and, FIG. 4 is a bottom view of the new drinking glass according to the embodiment of the present invention.

**1 Claim, 3 Drawing Sheets**






FIG. 1




FIG. 2

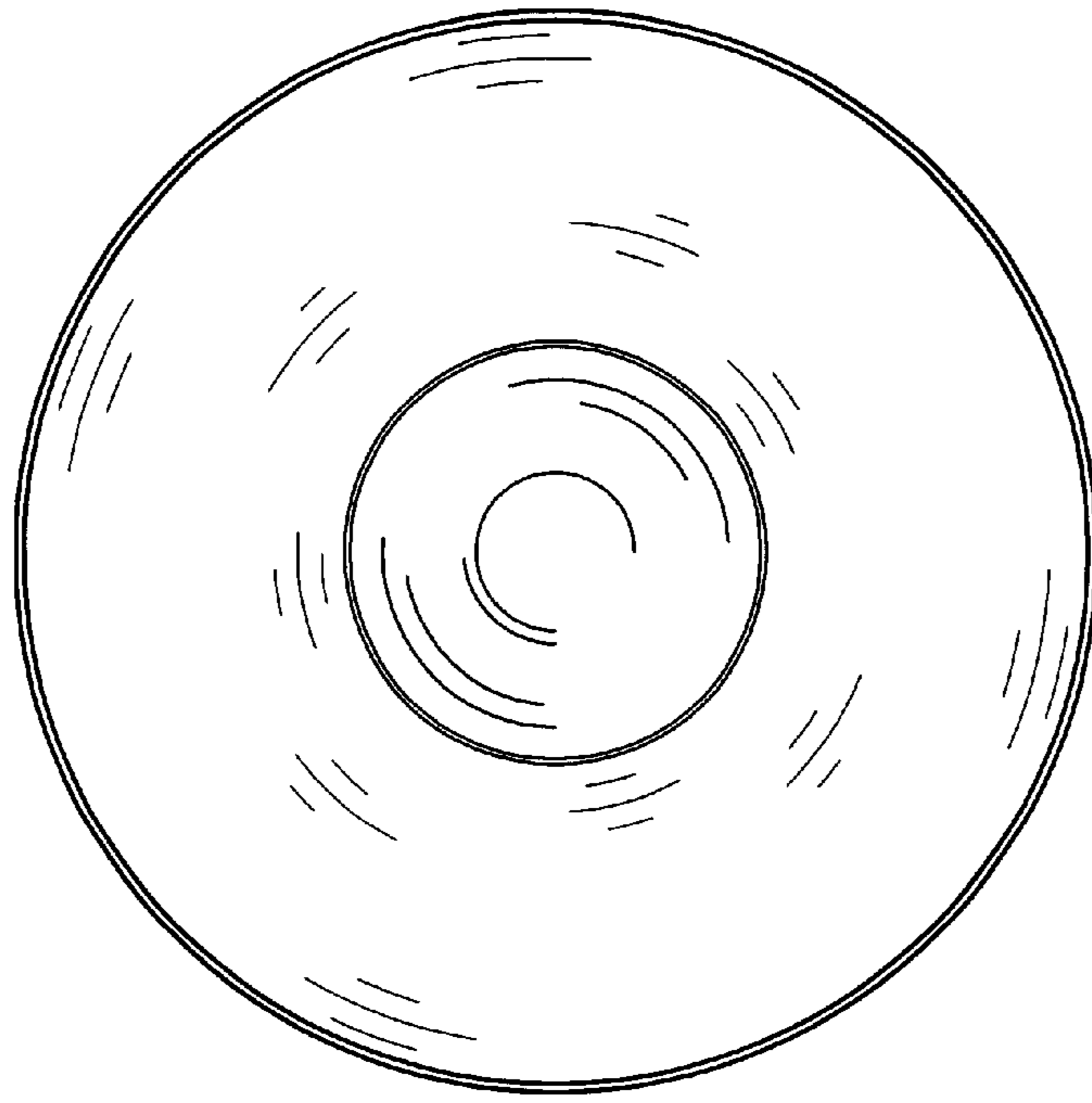


FIG. 3

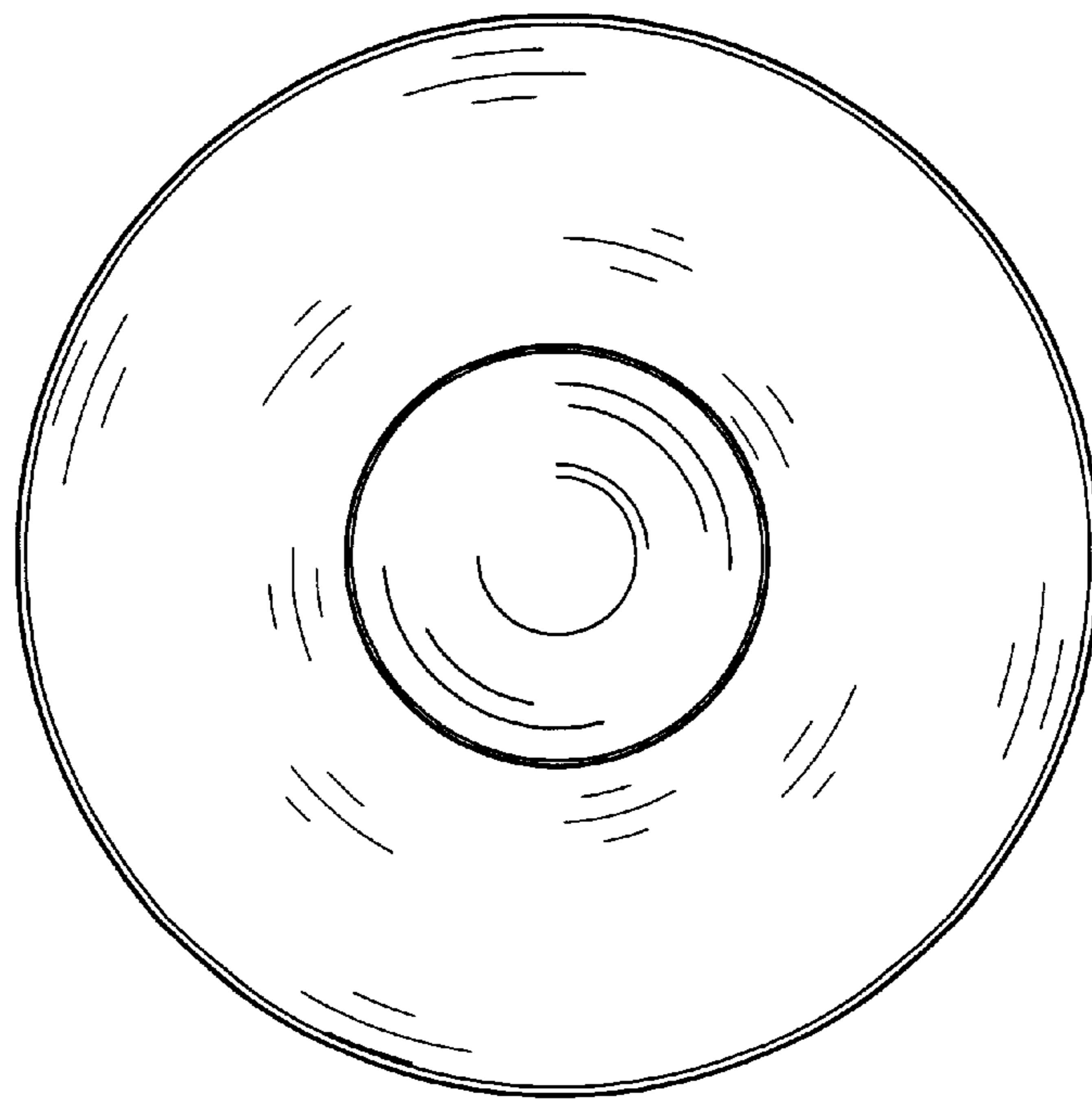


FIG. 4