



US00D515342S

(12) **United States Design Patent** (10) **Patent No.:** **US D515,342 S**
Schmidt et al. (45) **Date of Patent:** **** Feb. 21, 2006**

(54) **MODULAR CABINET**

(75) Inventors: **Duane A. Schmidt**, Newburgh, IN (US); **Allan R. Steinkuhl**, Evansville, IN (US); **Joseph L. Coleman**, Evansville, IN (US)

(73) Assignee: **Whirlpool Corporation**, Benton Harbor, MI (US)

(**) Term: **14 Years**

(21) Appl. No.: **29/217,110**

(22) Filed: **Nov. 12, 2004**

Related U.S. Application Data

(62) Division of application No. 29/173,444, filed on Dec. 30, 2002, now Pat. No. Des. 503,839.

(51) **LOC (8) Cl.** **06-06**

(52) **U.S. Cl.** **D6/510**

(58) **Field of Classification Search** D34/1, D34/27, 12; D14/189, 193, 432, 396, 397; D6/441, 443, 446, 448, 510, 445; 312/334.41, 312/334.46, 218

See application file for complete search history.

(56) **References Cited**

U.S. PATENT DOCUMENTS

982,767 A * 1/1911 Dunham 312/218
5,292,191 A * 3/1994 Slivon 312/332.1

D349,043 S * 7/1994 Carlson et al. D8/375
D413,457 S * 9/1999 Verbeek et al. D6/445
D419,333 S * 1/2000 Verbeek et al. D6/445
D459,611 S * 7/2002 Lio et al. D6/432

* cited by examiner

Primary Examiner—Holly H. Baynham

(74) *Attorney, Agent, or Firm*—Stephen Krefman; Robert O. Rice; John F. Colligan

(57) **CLAIM**

The ornamental design for a modular cabinet, as shown and described.

DESCRIPTION

FIG. 1 is a left front perspective view of the design of the modular cabinet;

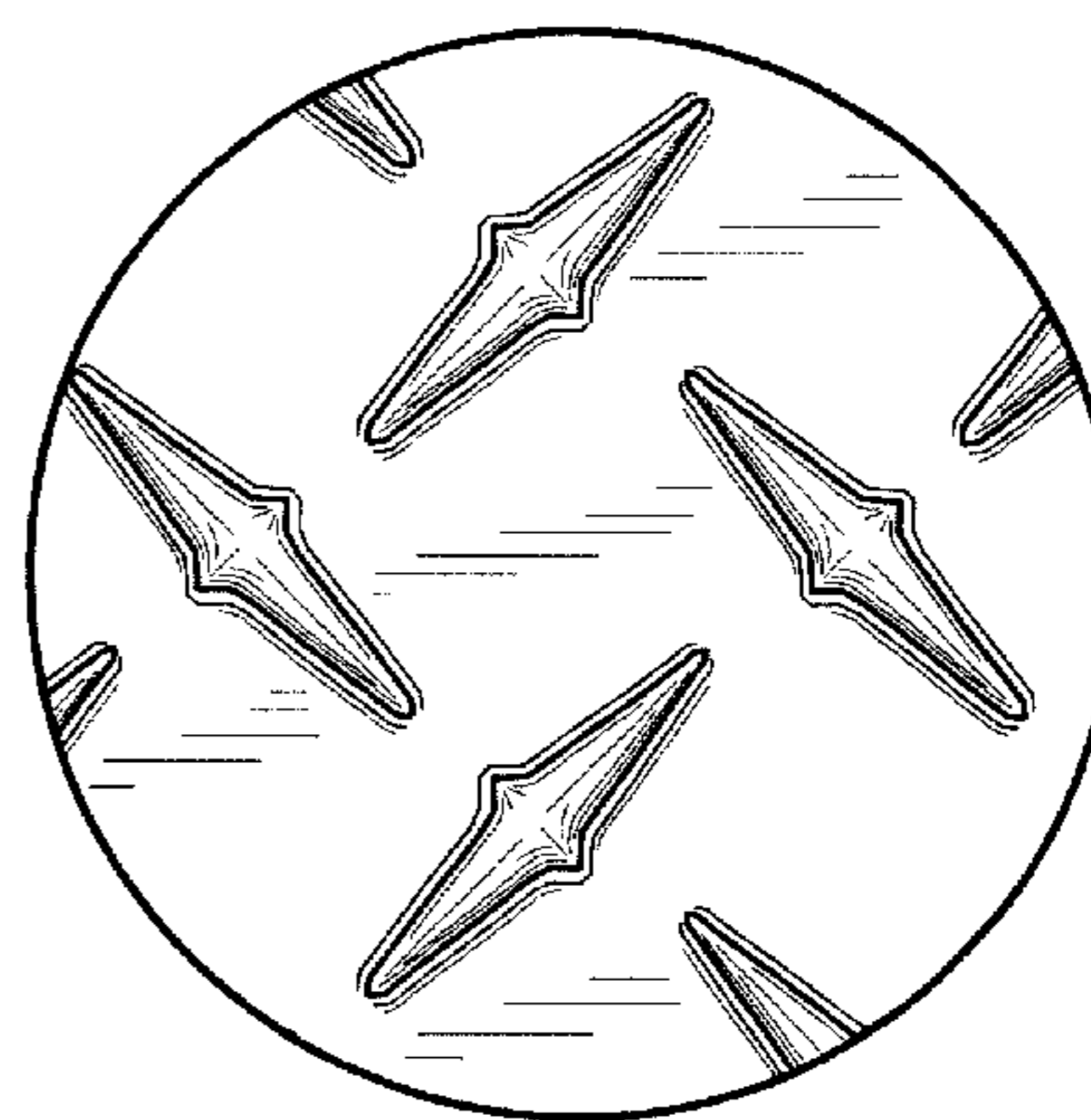
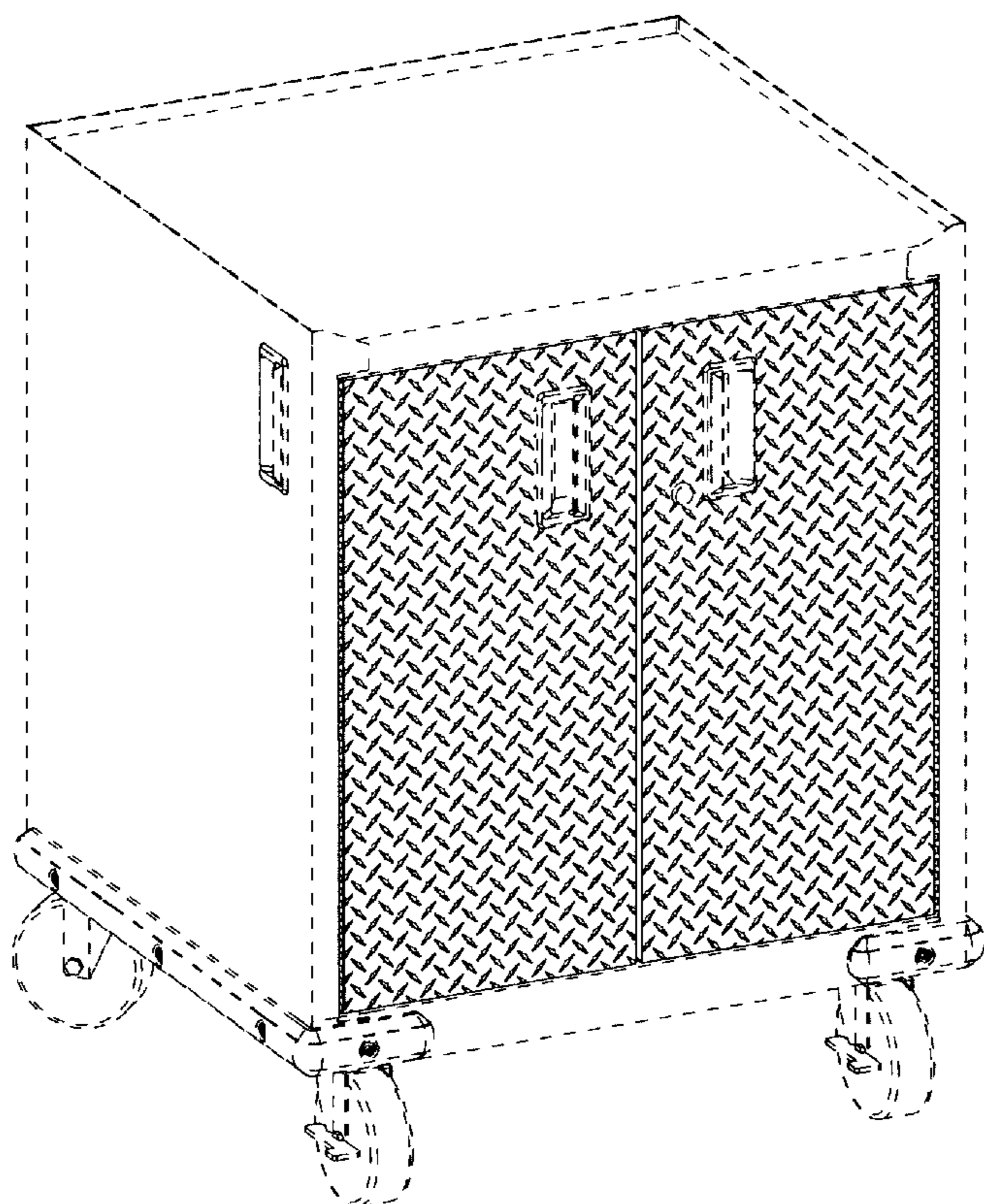
FIG. 2 is a front elevational view thereof. The ornamental design is not visible in a rear view, top plan view or bottom view; and,

FIG. 3 is an enlarged view of the pattern on the modular cabinet doors of the embodiment of FIG. 1.

The characteristic feature of the ornamental design resides in the use of a pattern on the modular cabinet doors.

Those portions of modular cabinet in broken lines, specifically the surfaces of the modular cabinet at the top and bottom edges of the doors and surfaces extending back from the doors including other surfaces of the modular cabinet are for illustrative purposes only and are not part of the claimed invention.

1 Claim, 2 Drawing Sheets



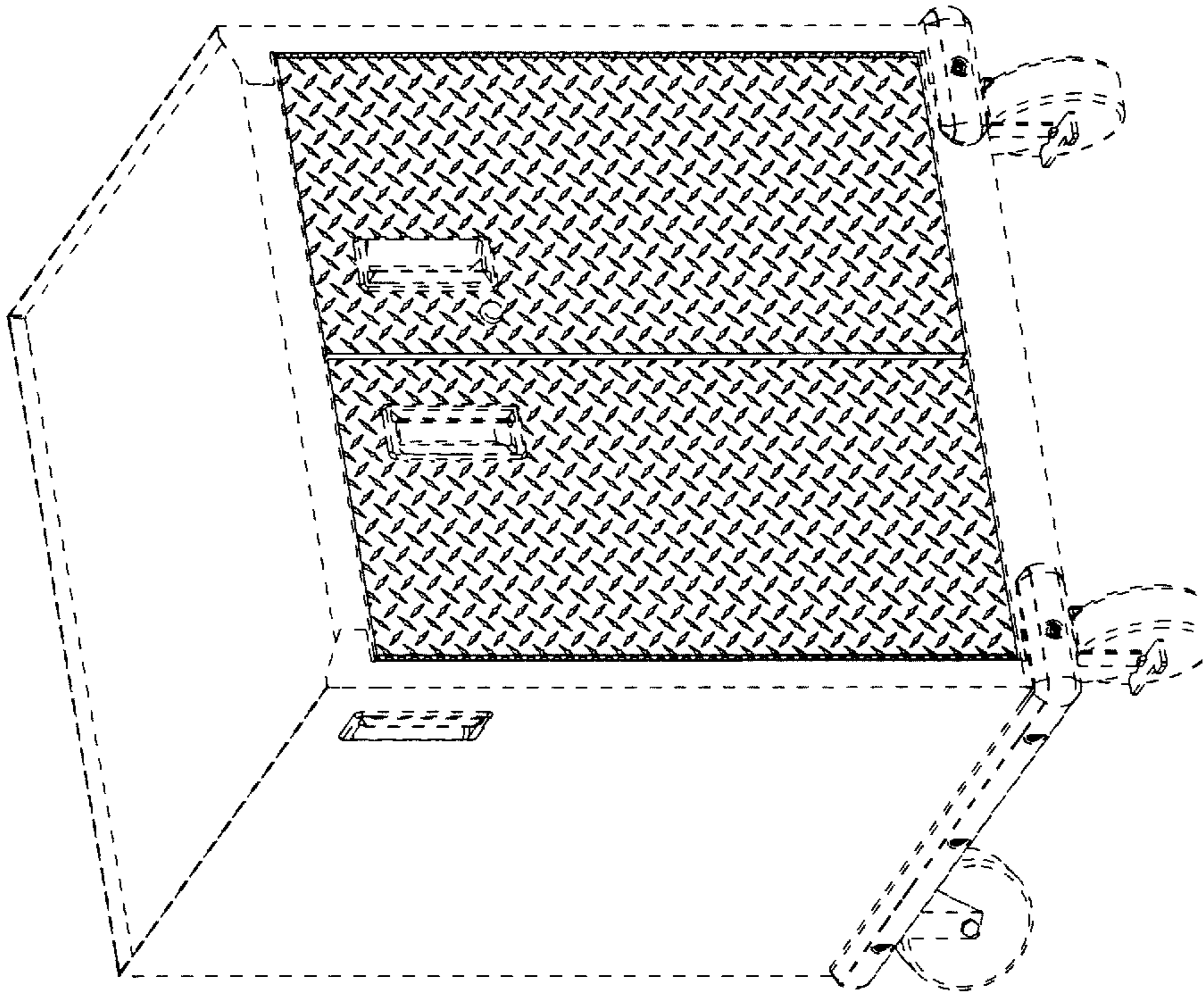


Fig. 1

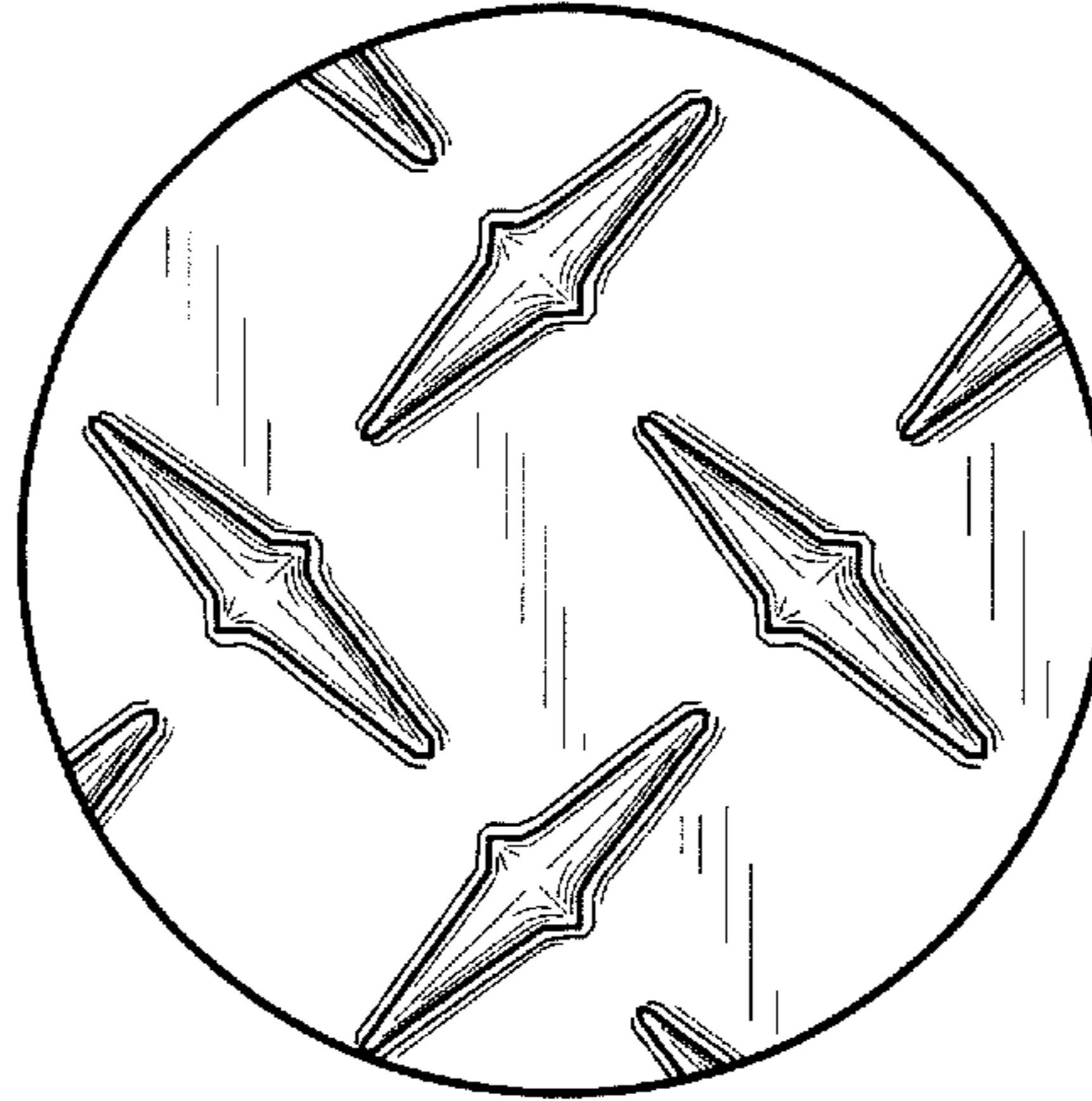


Fig. 3

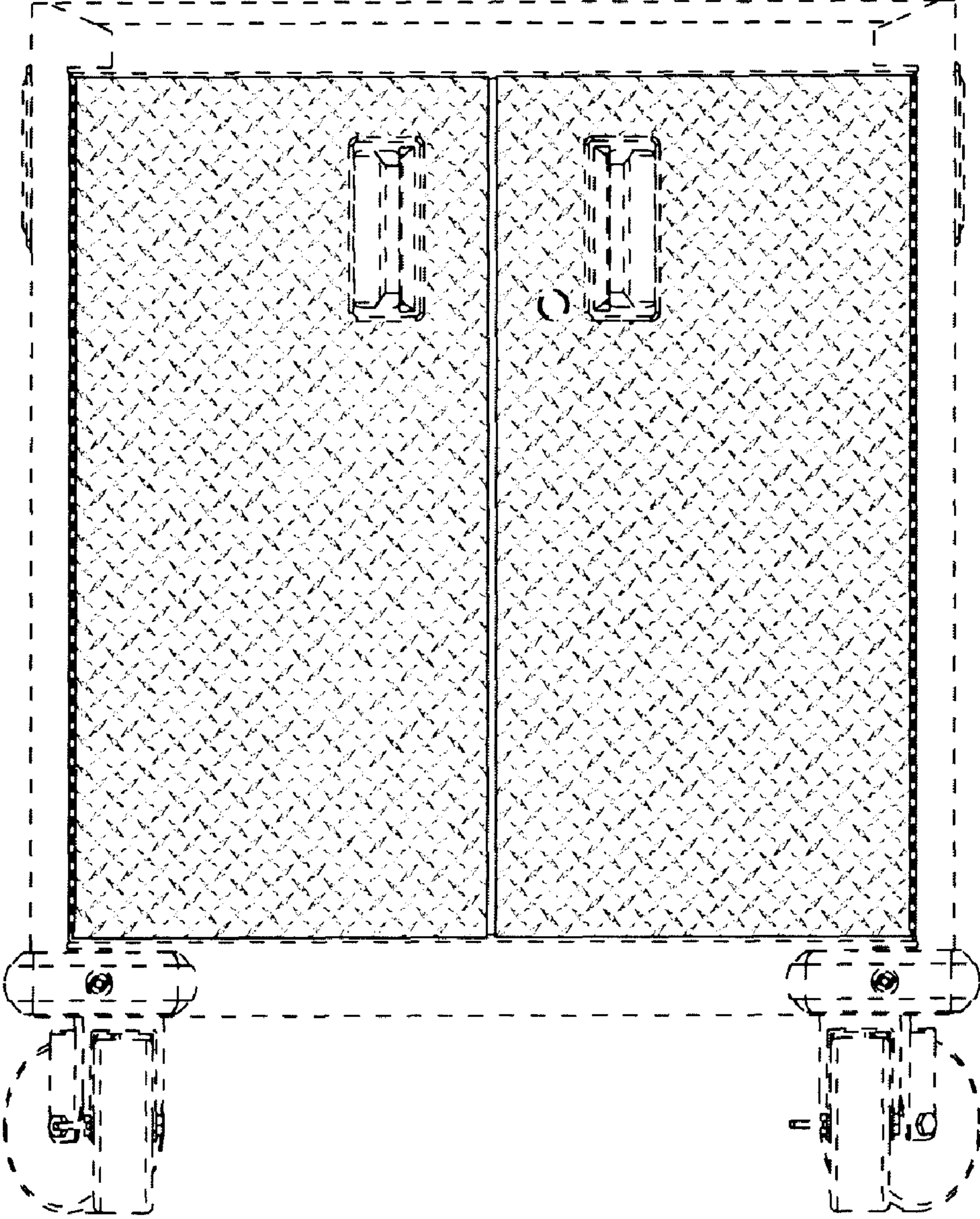


Fig. 2